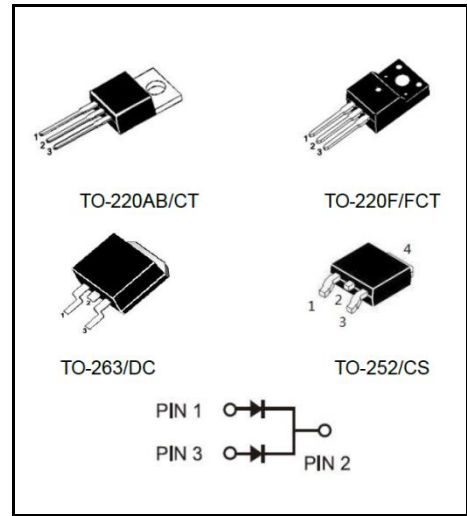


**SCHOTTKY BARRIER RECTIFIER**
**Reverse Voltage - 150 V**
**Forward Current - 10 A**

**FEATURES**

- ◆ Low forward voltage
- ◆ High current capability
- ◆ High forward surge capability
- ◆ Low power losses, High efficiency
- ◆ Guarding for over voltage protection
- ◆ Lead free in comply with EU RoHS 2011/65/EU directives

**MECHANICAL DATA**

- ◆ Case: TO-220AB/CT TO-220F/FCT TO-263/DC TO-252/CS
- ◆ Solder bath temperature 275°C maximum, 10s per JESD22-106

**Primary Characteristic**

<b>I<sub>o</sub></b>	<b>2*5A</b>
<b>V<sub>RRM</sub></b>	<b>150V</b>
<b>I<sub>FSM</sub></b>	<b>190A</b>
<b>V<sub>F</sub></b>	<b>0.68V</b>
<b>T<sub>J</sub> Max</b>	<b>150°C</b>

**Maximum Ratings (Per Leg) at Ta=25°C unless otherwise specified**

Parameter	Symbols	Value	Units
Maximum Repetitive Peak Reverse Voltage	<b>V<sub>RRM</sub></b>	150	<b>V</b>
Maximum RMS voltage	<b>V<sub>RMS</sub></b>	150	<b>V</b>
Maximum DC Blocking Voltage	<b>V<sub>DC</sub></b>	150	<b>V</b>
Maximum Average Forward Rectified Current	Per Leg	5	<b>A</b>
	Total	10	
Peak Forward Surge Current, 8.3ms Single Half Sine-wave	<b>I<sub>FSM</sub></b>	190	<b>A</b>
Operating Temperature Range	<b>T<sub>J</sub></b>	-55 ~ +150	<b>°C</b>
Storage Temperature Range	<b>T<sub>STG</sub></b>	-55 ~ +150	<b>°C</b>
Typical Thermal Resistance <sup>(Note1)</sup> TO-220AB, TO-263 TO252 TO-220F	<b>R<sub>θJA</sub> R<sub>θJC</sub></b>	2/4	<b>°C/W</b>

**Note1: Thermal resistance from Junction to case per leg mounted on heatsink.**
**Electrical Characteristics (Per Leg) unless otherwise specified**

Characteristics	Symbols	Value		Units	
		Typ	Max		
Forward Voltage Drop(Note2) at I <sub>F</sub> =2A at I <sub>F</sub> =3A at I <sub>F</sub> =5A	<b>V<sub>F</sub></b>	TA=25°C	0.73	-	<b>V</b>
		TA=125°C	0.59	-	
		TA=25°C	0.76	-	
		TA=125°C	0.63	-	
		TA=25°C	0.80	0.87	
		TA=125°C	0.68	-	
Maximum Reverse Current at V <sub>R</sub> =150V	<b>I<sub>R</sub></b>	TA=25°C	1	5	<b>uA</b>
		TA=125°C	0.6	-	<b>mA</b>

**Note2: Pulse test: 300 μs pulse width, 1 % duty cycle**

**RATINGS AND CHARACTERISTIC CURVES**

FIG.1 MAXIMUM FORWARD CURRENT DERATING CURVE

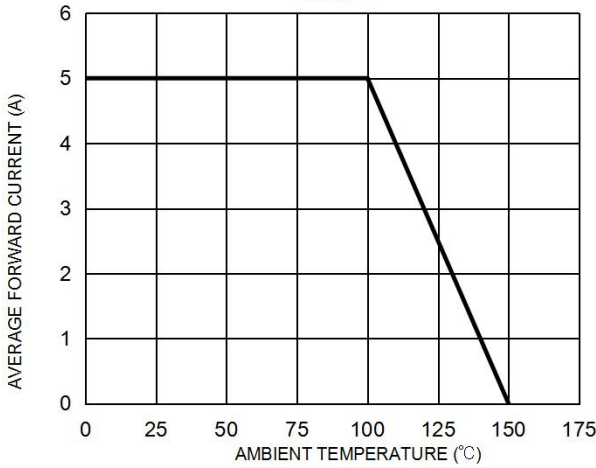


FIG. 2 MAXIMUM NON-REPETITIVE FORWARD SURGE CURRENT PER LEG

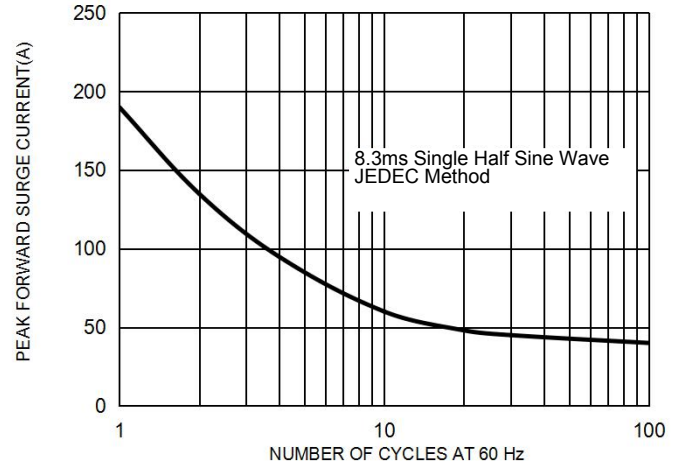


FIG. 3 TYPICAL FORWARD CHARACTERISTICS PER LEG

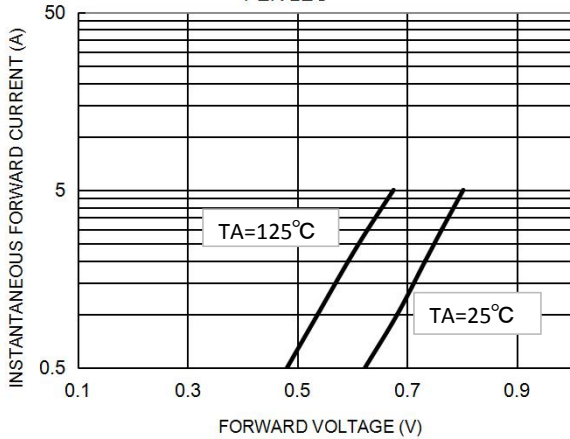
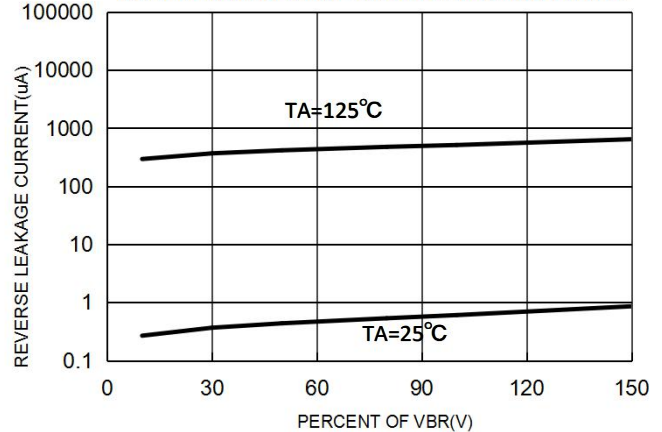


FIG. 4 TYPICAL REVERSE CHARACTERISTICS PER LEG



**Marking on the body**



**MAKING:**



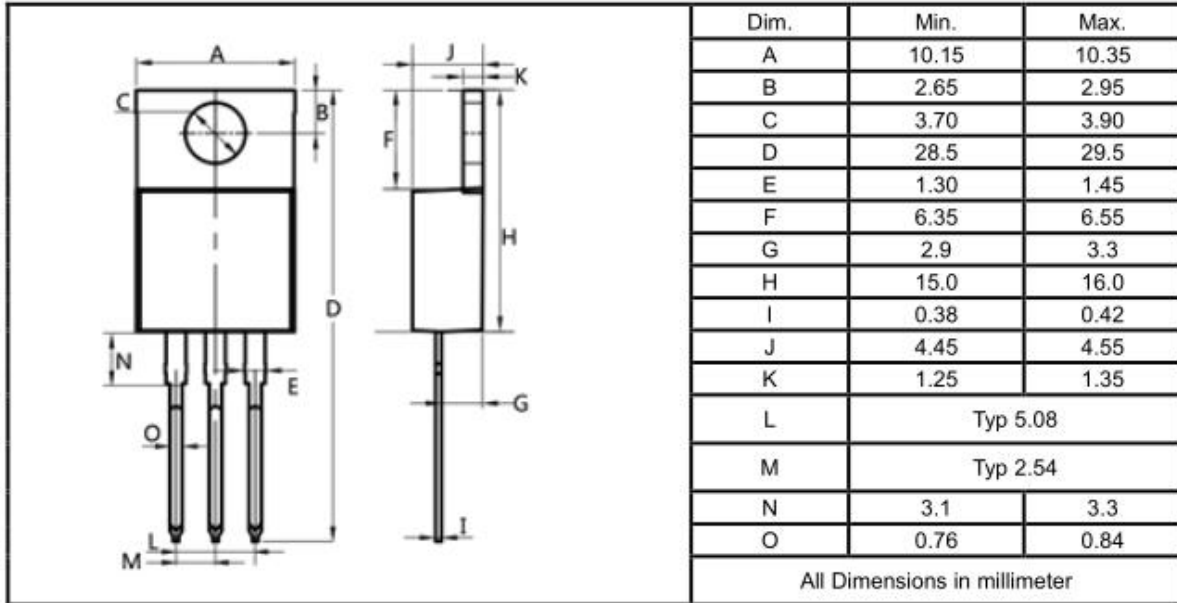
**Ordering information**

Part Number	Package	Unit Weight	Base Quantity	Delivery mode
MBR10150CT	TO-220AB	0.07oz(1.96g)	50 pcs / tube	1000pcs/box 5000pcs/carton
MBR10150FCT	TO-220F	0.06oz(1.74g)	50 pcs / tube	1000pcs/box 5000pcs/carton
MBR10150DC	TO-263	0.04oz(1.16g)	50 pcs / tube	1000pcs/box 5000pcs/carton
MBR10150DC-R	O-263	0.04oz(1.16g)	800 pcs / reel	800pcs/box4000pcs/carton
MBR10150CS	TO-252	0.011oz(0.32g)	2500 pcs / reel	2500pcs/box 12500pcs/carton

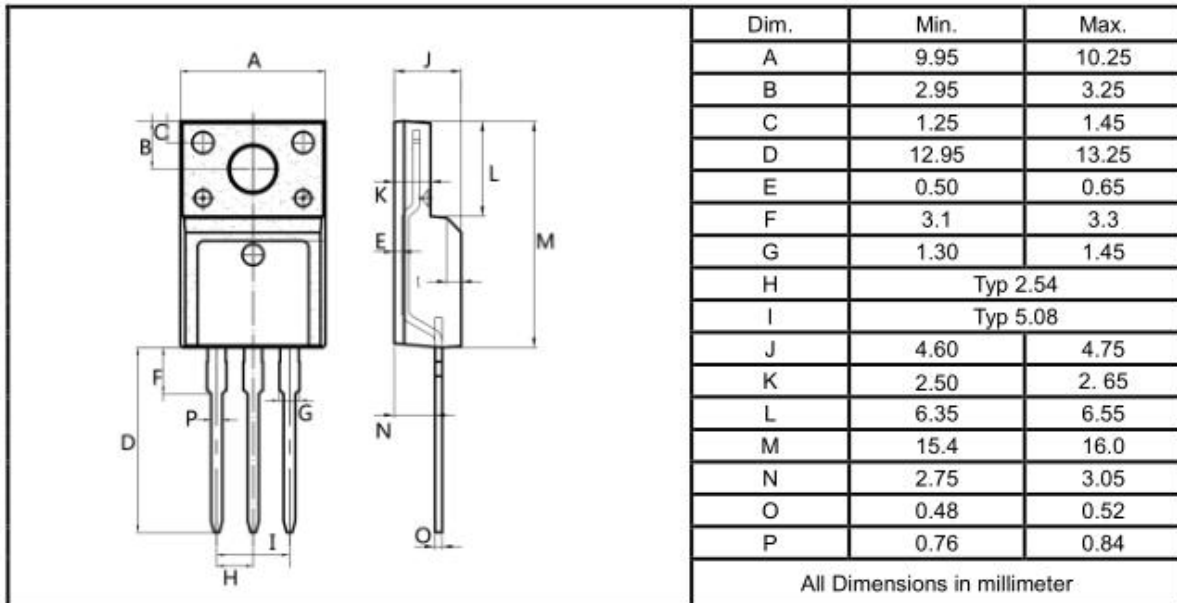
Note: For Halogen Free molding compound, add "H" suffix to part number above.

Package Outline Dimensions millimeters

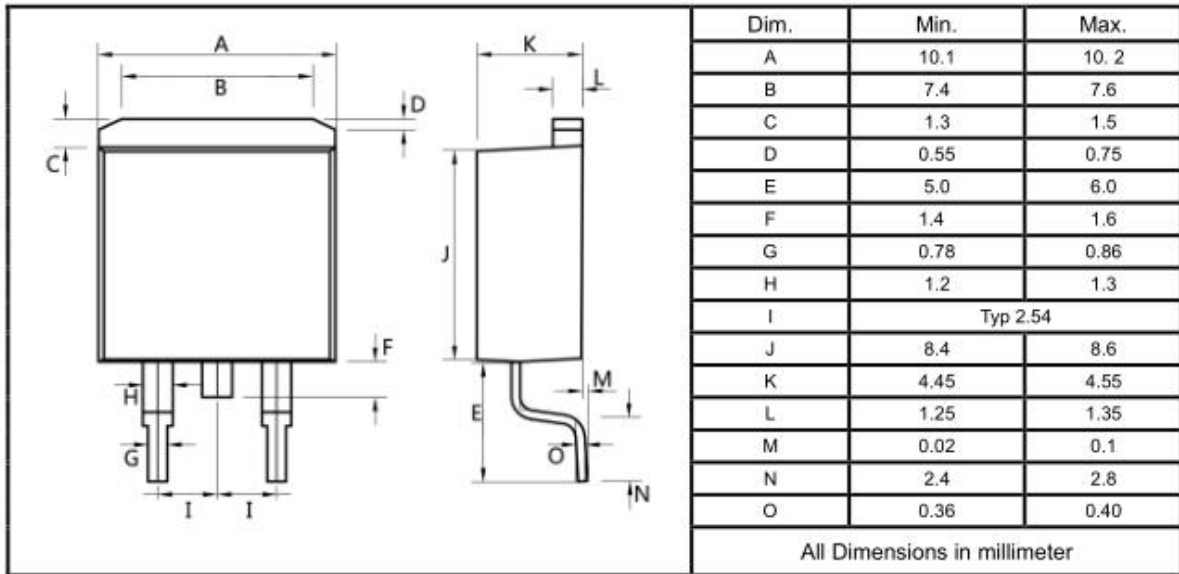
**TO-220AB**



**TO-220F**



**TO-263**



**TO-252**

