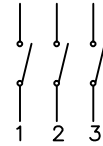
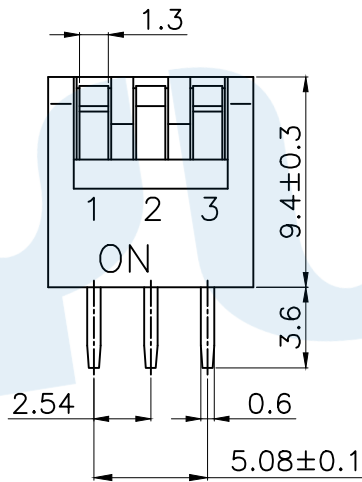
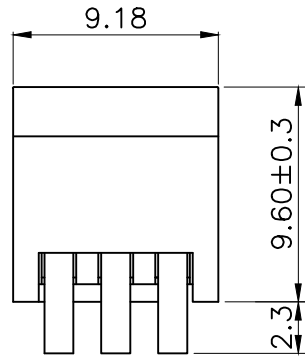
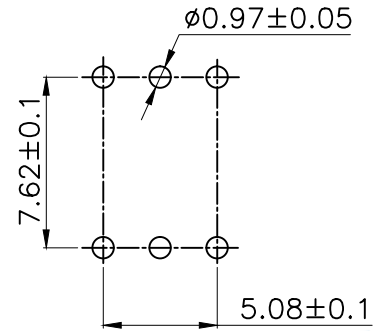


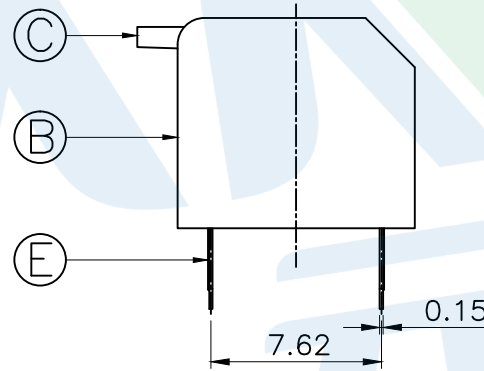
RoHS



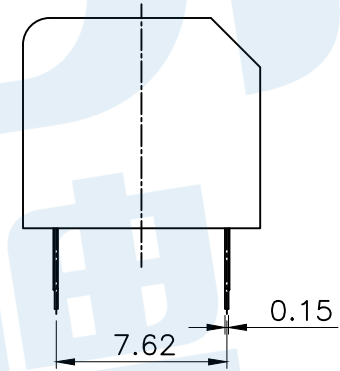
Circuit Diagram



PCB Layout(Pattern Side)



凸柄 Convex handle



短柄 Short handle

NOTE:

- 1.Rating: 24V 25mA DC
- 2.Insulation Resistance:  $\geq 100 \text{ M}\Omega$
- 3.Withstand voltage: AC 500V 1Minute
- 4.Operating Force Range: 400gf Max
- 5.Mechanical Life: 3,000 Cycles

Number of digits(位数)	1P	2P	3P	4P	5P	6P	7P	8P	9P	10P	12P
Cover/red 凸柄 盖子/红色	TE-01	TE-02	TE-03	TE-04	TE-05	TE-06	TE-07	TE-08	TE-09	TE-10	TE-12
短柄	TE-01D	TE-02D	TE-03D	TE-04D	TE-05D	TE-06D	TE-07D	TE-08D	TE-09D	TE-10D	TE-12D
Cover/blue 凸柄 盖子/蓝色	TE-01R	TE-02R	TE-03R	TE-04R	TE-05R	TE-06R	TE-07R	TE-08R	TE-09R	TE-10R	TE-12R
短柄	TE-01L	TE-02L	TE-03L	TE-04L	TE-05L	TE-06L	TE-07L	TE-08L	TE-09L	TE-10L	TE-12L

Ⓔ	Terminal		6	Phosphorus bronze	Gold plating
Ⓓ	Potting glue			Epoxy resin	Black
Ⓒ	Handle		3	PBT	White
Ⓑ	Cover		1	PBT	Red/Blue
Ⓐ	Base		1	PBT	Black
NO.	Name	Number	Qty	Materil	Remarks

YUANDI® Yuandi Electronics Co, Ltd  
元迪

design	date	name	DIP SWITCH
Review	date	model	TE-03R
Approved	date		

Drawing number: Proportion 1:1 unit mm gage number A4

modify Review Approved Tolerance not specified