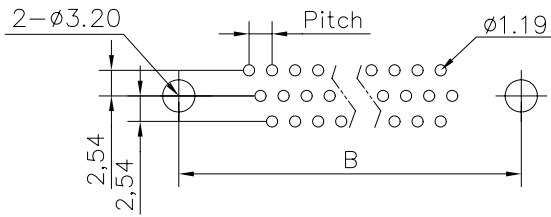
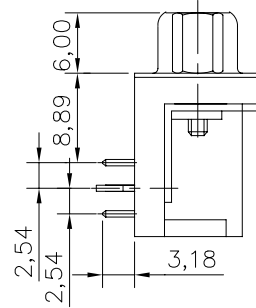
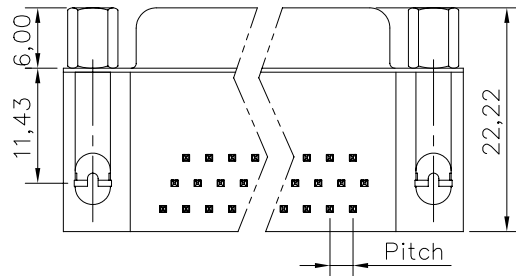
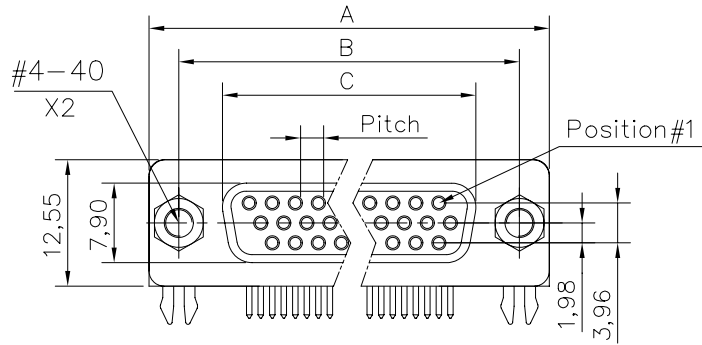


This document is the property of Amphenol Corporation and is delivered on the express condition that it is not to be disclosed, reproduced or used, in whole or in part, for manufacture or sale by anyone other than Amphenol Corporation without its prior consent, & that no right is granted to disclose or to use any information in this document.



RECOMMENDED P.C.B LAYOUT  
(TOLERANCE +/-0.03)



# Customer drawing

DIM.S	SHELL			
	A	B	C	Pitch
15	30.84	24.99	16.26	2.29
26	39.24	33.32	24.56	2.29
44	53.04	47.04	38.30	2.29
62	69.34	63.50	54.76	2.41

REVISIONS				
SYM	ECN	DESCRIPTION	DATE	APPROVED
1			04/23/08	

## D-SUB TECHNICAL DATA

SHELL : Steel 2.5um(100u") min tin over 1.25um(50u") min nickel  
 BODY : Glass filled thermoplastic.  
 Flame retardant to UL94 V-0 Color Black  
 CONTACTS : Brass  
 Gold flash over 1.25um(50u") min nickel  
 SCREWLOCK : Brass,100u" min tin over 50u" min nickel  
 BOARDLOCK : Brass,100u" min tin over 50u" min nickel  
 ELECTRICAL : Voltage rating : 600 V RMS at 50 Hz  
 Current rating 3A.  
 Insulation resistance >5000 M Ohms  
 Contact resistance 20mOhms max.  
 MARKING : Amphenol...(Series No.)  
 Commercial reference  
 Manufacturing date

## PRODUCT CODE

**L 17HT H X S 4F 1 C**

L: RoHS Compliance

High density

Shell size:  
 E (15 ways)  
 A (26 ways)  
 B (44 ways)  
 C (62 ways)

Packaging:  
 C=Carton box

Contact plating:  
 1=Gold flash

4F=Front screwlock 4-40

Contact type:  
 S:Socket

UNLESS OTHERWISE SPECIFIED TOLERANCES	APPROVAL		DATE
	U.S.	METRIC	
.X +/-	0.50	DRAWN	Christine.cui 04/23/08
.XX +/-	0.30	CHECKED	Lik.wang 04/23/08
.XXX +/-	0.20	CHECKED	
FRACTIONS +/-		DRAWING FILE :	
ANGLES +/-	2°	ANGLE OF PROJECTION	
FOR MATERIALS AND FINISHES SEE NOTES			
REMOVE SHARP EDGES			
DIMENSIONS			
U.S.	INCHES		
METRIC	MM		

**Amphenol**

Amphenol East Asia Limited

TITLE  
 D-SUB connectors, HTH series

SIZE	DRAWING NO.	REV.
A4	C L17HTHXS4F1C	1
SCALE	N/A	SHEET 1 OF 1