

BLM31PG500SN1#

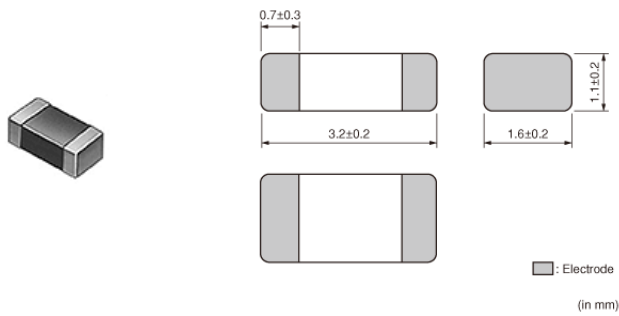
“#” indicates a package specification code.



< List of part numbers with package codes >

BLM31PG500SN1K BLM31PG500SN1B BLM31PG500SN1L

Appearance & Shape



Packaging Information

Packaging	Specifications	Minimum Order Quantity
K	330mm Embossed Tape	10000
B	Bulk(Bag)	1000
L	180mm Embossed Tape	3000

Applications

Other Usage	For general
-------------	-------------

BLM31PG500SN1#

“#” indicates a package specification code.

Features

- 1.The chip ferrite beads BLM series is designed to function nearly as a resistor at noise frequencies, which greatly reduces the possibility of resonance and leaves signal wave forms undistorted.
BLM series is effective in circuits without stable ground lines because BLM series does not need a connection to ground.
- 2.The nickel barrier structure of the external electrodes provides excellent solder heat resistance.
- 3.BLM_P series can be used in high current circuits due to its low DC resistance. It can match power lines to a maximum of 6ADC.

Attention

- 1.This datasheet is downloaded from the website of Murata Manufacturing Co., Ltd. Therefore, it's specifications are subject to change or our products in it may be discontinued without advance notice. Please check with our sales representatives or product engineers before ordering.
- 2.This datasheet has only typical specifications because there is no space for detailed specifications.
Therefore, please review our product specifications or consult the approval sheet for product specifications before ordering.

BLM31PG500SN1#

“#” indicates a package specification code.

Specifications

Shape	SMD
Size Code (in mm)	3216
Size Code (in inch)	1206
Length	3.2mm
Length Tolerance	±0.2mm
Width	1.6mm
Width Tolerance	±0.2mm
Thickness	1.1mm
Thickness Tolerance	±0.2mm
Impedance (at 100MHz)	50Ω
Impedance (at 100MHz) Tolerance	(Typ.)
Rated Current (at 85°C)	3.5A
Rated Current (at 125°C)	2.3A
DC Resistance(max.)	0.015Ω
Operating Temperature Range	-55°C to 125°C
Mass(typ.)	0.025g
Number of Circuit	1

Attention

1.This datasheet is downloaded from the website of Murata Manufacturing Co., Ltd. Therefore, it's specifications are subject to change or our products in it may be discontinued without advance notice. Please check with our sales representatives or product engineers before ordering.

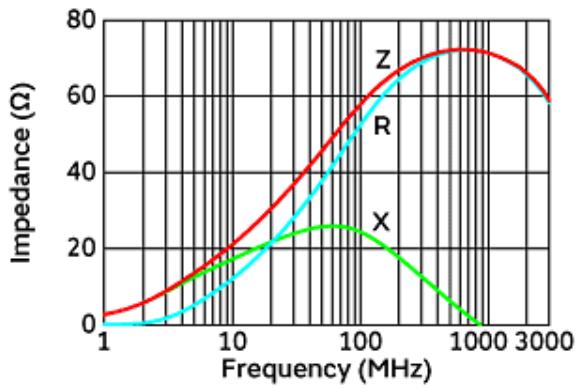
2.This datasheet has only typical specifications because there is no space for detailed specifications.

Therefore, please review our product specifications or consult the approval sheet for product specifications before ordering.

BLM31PG500SN1#

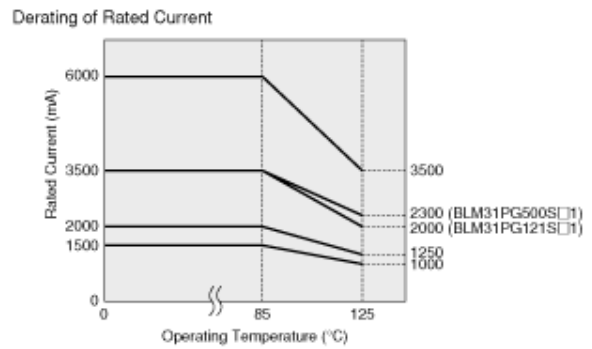
“#” indicates a package specification code.

Product Data

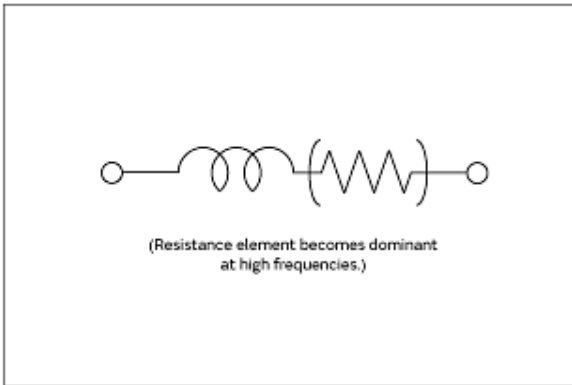


Impedance-Frequency Characteristics

In operating temperature exceeding +85°C, derating of current is necessary for BLM31PG series. Please apply the derating curve shown in chart according to the operating temperature.



Derating of Rated Current



Equivalent Circuit

Attention

- 1.This datasheet is downloaded from the website of Murata Manufacturing Co., Ltd. Therefore, it's specifications are subject to change or our products in it may be discontinued without advance notice. Please check with our sales representatives or product engineers before ordering.
- 2.This datasheet has only typical specifications because there is no space for detailed specifications. Therefore, please review our product specifications or consult the approval sheet for product specifications before ordering.