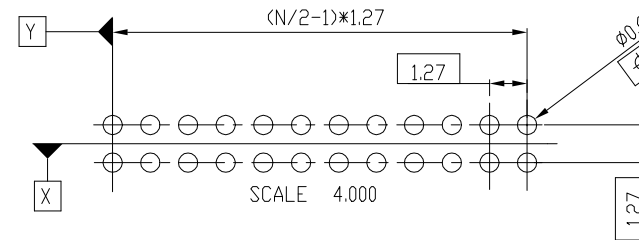
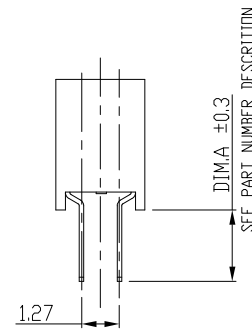
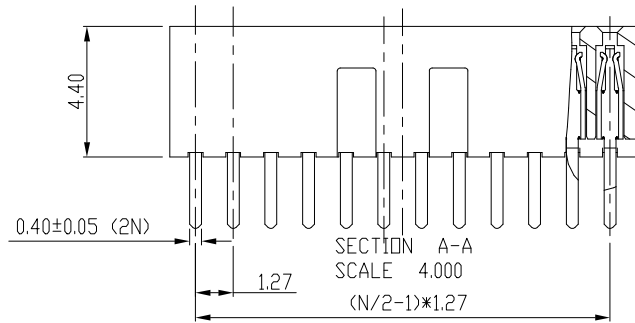
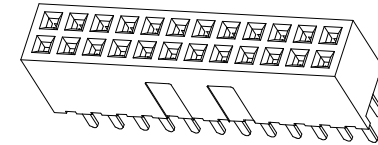
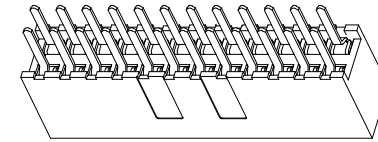
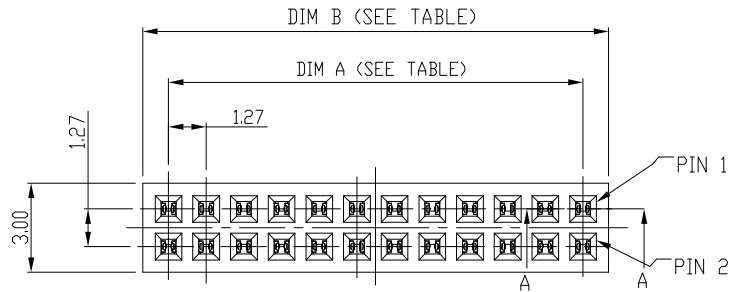


PART NO.  
20021311



RECOMMENDED PCB LAYOUT  
LAYOUT TOLERANCE= 0.05mm

mat'l. code		surface ISO 1302 ✓		tolerance ISO 406 ISO 1101		projection		product family	
ltr		ecn no dr		date		tolerances unless otherwise specified		MINITEK127®	
E	ELX-N-23548	TIM	03/21/16			mm		title	
F	ELX-N-43177-1	YY	12/07/21			scale 1:1		RECEPTACLE VT TH	
				angles linear				dwg no	
				0°±2°				sheet 1 of 3	
				dr Yuan-Yuan Bao		12/07/21		size	
				engr Yuan-Yuan Bao		12/07/21		20021311	
				chr Li-Qing Lei		12/07/21		A3	
				appd Tim Yao		12/07/21		type Product Customer Drawing	
sheet index		revision sheet		F F F					
		1 2 3							



© 2016 AFCI

TABLE 1

PRODUCT NO.	POSITIONS	DIM. A	DIM. B
20021311-XXX06XXLF	2 X 3	2.54	4.27
20021311-XXX08XXLF	2 X 4	3.81	5.54
20021311-XXX10XXLF	2 X 5	5.08	6.81
20021311-XXX12XXLF	2 X 6	6.35	8.08
20021311-XXX14XXLF	2 X 7	7.62	9.35
20021311-XXX16XXLF	2 X 8	8.89	10.62
20021311-XXX18XXLF	2 X 9	10.16	11.89
20021311-XXX20XXLF	2 X 10	11.43	13.16
20021311-XXX22XXLF	2 X 11	12.7	14.43
20021311-XXX24XXLF	2 X 12	13.97	15.7
20021311-XXX26XXLF	2 X 13	15.24	16.97
20021311-XXX28XXLF	2 X 14	16.51	18.24
20021311-XXX30XXLF	2 X 15	17.78	19.51
20021311-XXX32XXLF	2 X 16	19.05	20.78
20021311-XXX34XXLF	2 X 17	20.32	22.05
20021311-XXX36XXLF	2 X 18	21.59	23.32
20021311-XXX38XXLF	2 X 19	22.86	24.59
20021311-XXX40XXLF	2 X 20	24.13	25.86
20021311-XXX42XXLF	2 X 21	25.4	27.13
20021311-XXX44XXLF	2 X 22	26.67	28.4
20021311-XXX46XXLF	2 X 23	27.94	29.67
20021311-XXX48XXLF	2 X 24	29.21	30.94
20021311-XXX50XXLF	2 X 25	30.48	32.21
20021311-XXX52XXLF	2 X 26	31.75	33.48
20021311-XXX54XXLF	2 X 27	33.02	34.75
20021311-XXX56XXLF	2 X 28	34.29	36.02
20021311-XXX58XXLF	2 X 29	35.56	37.29
20021311-XXX60XXLF	2 X 30	36.83	38.56
20021311-XXX62XXLF	2 X 31	38.1	39.83
20021311-XXX64XXLF	2 X 32	39.37	41.1
20021311-XXX66XXLF	2 X 33	40.64	42.37
20021311-XXX66XXLF	2 X 34	41.91	43.64

PRODUCT NO.	POSITIONS	DIM. A	DIM. B
20021311-XXX70XXLF	2 X 35	43.18	44.91
20021311-XXX72XXLF	2 X 36	44.45	46.18
20021311-XXX74XXLF	2 X 37	45.72	47.45
20021311-XXX76XXLF	2 X 38	46.99	48.72
20021311-XXX78XXLF	2 X 39	48.26	49.99
20021311-XXX80XXLF	2 X 40	49.53	51.26
20021311-XXX82XXLF	2 X 41	50.8	52.53
20021311-XXX84XXLF	2 X 42	52.07	53.8
20021311-XXX86XXLF	2 X 43	53.34	55.07
20021311-XXX88XXLF	2 X 44	54.61	56.34
20021311-XXX90XXLF	2 X 45	55.88	57.61
20021311-XXX92XXLF	2 X 46	57.15	58.88
20021311-XXX94XXLF	2 X 47	58.42	60.15
20021311-XXX96XXLF	2 X 48	59.69	61.42
20021311-XXX98XXLF	2 X 49	60.96	62.69
20021311-XXXA0XXLF	2 X 50	62.23	63.96



© 2016 AFCI

mat'l. code		surface ISO 1302 <input checked="" type="checkbox"/>	tolerance ISO 406 ISO 1101	projection	product family MINITEK127®
ltr	ecn no	dr	date	tolerances unless otherwise specified	title
F				angles linear	RECEPTACLE VT TH
				0°±2'	mm
				.0±.30	scale 1:1
				.00±.20	
				.000±.10	
		dr	Yuan-Yuan Bao	12/07/21	Amphenol FCI
		engr	Yuan-Yuan Bao	12/07/21	dwg no
		chr	Li-Qing Lei	12/07/21	sheet 2 of 3
		appd	Tim Yao	12/07/21	size
					A3
sheet index	revision sheet				type Product Customer Drawing

NOTES:

1. MATERIAL:  
HOUSING: HIGH TEMPERATURE PLASTIC; UL94-V0; BLACK.  
TERMINAL: PHOSPHOR BRONZE.
2. FINISH:  
TERMINAL: GOLD OR GXT PLATING AT CONTACT AREA (SEE TABLE);  
2.54um/100u" MIN MATTE TIN OR GOLD FLASH AT SOLDER TAIL AREA;  
1.27um/50u" MIN Ni OVER ALL AS UNDERPLATIN
3. PRODUCT SPEC PER GS-12-629;
4. PACKAGE SPEC PER GS-14-1420;
5. RECOMMENDED PCB THICKNESS IS 1.6MM.
6. THE HOUSING WILL WITHSTAND EXPOSURE TO 260~C PEAK TEMPERATURE FOR 10 SECONDS IN A CONVECTION INFRA-RED OR VAPOR PHASE REFLOW OVEN.
7. PRODUCT MEETS EUROPEAN UNION DIRECTIVES AND OTHER COUNTRY REGULATIONS AS DESCRIBED IN GS-22-008.
8. PART NUMBER DESCRIPTION:

20021311 - X X X XX X X LF

- LEAD FREE
- PLATING:(SEE TABLE 2)  
1: GOLD FLASH AT CONTACT, 2.54um MIN. MATTE TIN AT TAIL  
2: GOLD FLASH AT CONTACT, GOLD FLASH AT TAIL  
4: 0.25um Au MIN. AT CONTACT, 2.54um MINMATTE TIN AT TAIL  
5: 0.25um Au MIN. AT CONTACT, GOLD FLASH AT TAIL  
6: 0.38um GXT MIN. AT CONTACT, 2.54um MINMATTE TIN AT TAIL  
7: 0.38um GXT MIN. AT CONTACT, GOLD FLASH AT TAIL  
8: 0.76um GXT MIN. AT CONTACT, 2.54um MINMATTE TIN AT TAIL  
9: 0.76um GXT MIN. AT CONTACT, GOLD FLASH AT TAIL
- PACKAGE:  
T: TUBE
- PIN COUNT: (SEE TABLE 1)  
06, 08, 10, ..., 98, A0  
(6 - 100 EVERY EVEN PIN)
- TAIL LENGTH (DIMA):  
0: 2.40MM  
1: 1.78MM
- RESIN:  
0: HIGH TEMPERATURE PLASTIC, BLACK
- POST:  
0: WITHOUT POST



mat'l. code		surface	tolerance	projection	product family
		ISO 1302 ✓	ISO 406 ISO	110°	MINITEK127®
ltr	ecn no	dr	date	tolerances unless otherwise specified	title
F				mm	RECEPTACLE VT TH
				angles	
				linear	
				0±2°	
				.0±.30	
				.00±.20	
				.000±.10	
		dr	Yuan-Yuan Bao	12/07/21	dwg no
		engr	Yuan-Yuan Bao	12/07/21	sheet 3 of 3
		chr	Li-Qing Lei	12/07/21	size
		appd	Tim Yao	12/07/21	A3
					20021311
					type Product Customer Drawing
sheet index	revision sheet				

© 2016 AFCI