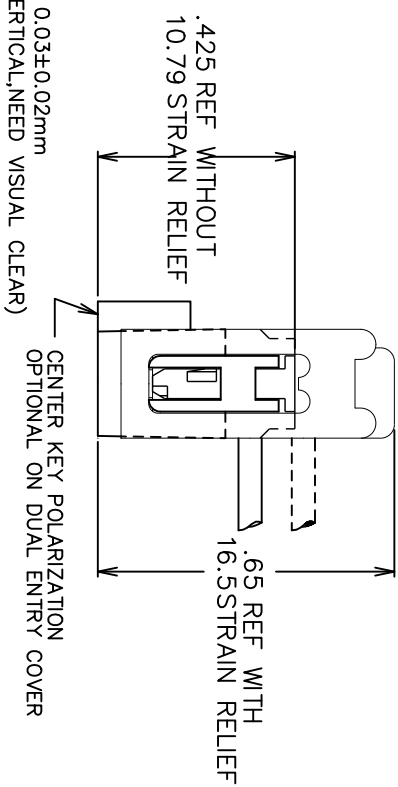
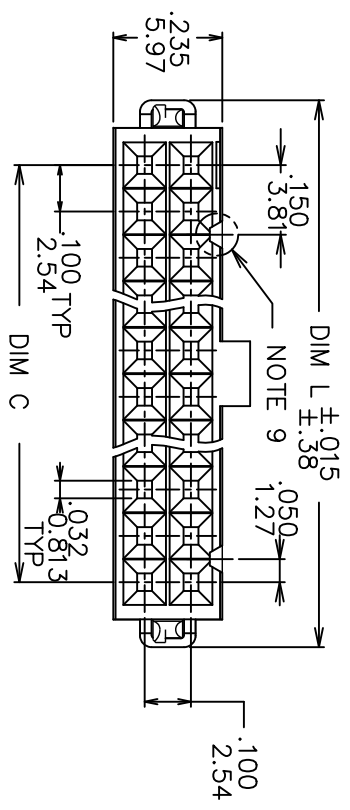
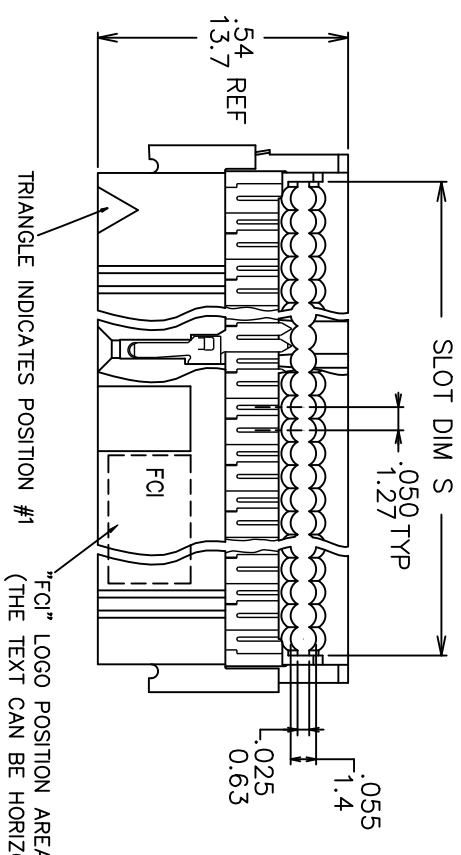
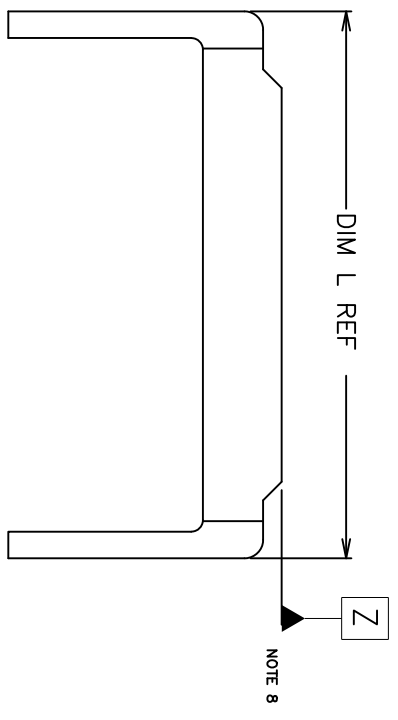


PRODUCT NUMBER
SEE TABLE



Form: A3-2016-02-24

PDS: Rev: W

STATUS: Released Printed: Feb 30, 2019

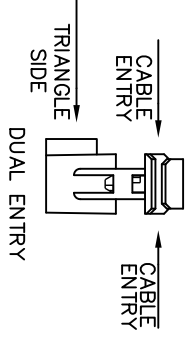
mat'l. code	surface	ISO 1302	tolerance	projection	product family	title
itr	ecm no	dr	date	ISO 1302	QUICKIE	DUAL POLARIZED QUICKIE II ASSEMBLY
T	N09-0400	AZH	2010-01-18	ASME Y14.5		
U	ELX-N-01938	JZ	2012-06-15	ASME Y14.5		
V	ELX-N-13342	DCS	2012-11-01	ASME Y14.5		
W	ELX-N-32564	MZ	2019-01-28	ASME Y14.5		
engr	chr	pppd	revision	1	2	
sheet	revision	1	2			
index	sheet					

PRODUCT No.	SIZE	DM L	DM S	DM C
66900-X10	2X5	.680/17.27	.520/13.21	.400/10.16
-X14	2X7	.880/22.35	.720/18.29	.600/15.24
-X16	2X8	.980/24.89	.820/20.83	.700/17.78
-X20	2X10	1.180/29.97	1.020/25.91	.900/22.86
-X24	2X12	1.380/35.05	1.220/30.99	1.100/27.94
-X26	2X13	1.480/37.59	1.320/33.53	1.200/30.48
-X30	2X15	1.680/42.87	1.520/38.61	1.400/35.56
-X34	2X17	1.880/47.75	1.720/43.69	1.600/40.64
-X40	2X20	2.180/55.37	2.020/51.31	1.900/48.28
-X44	2X22	2.380/60.45	2.220/56.39	2.100/53.34
-X50	2X25	2.680/68.07	2.520/64.01	2.400/60.96
66900-X60	2X30	3.180/80.77	3.020/76.71	2.900/73.86

DASH NO	STYLE	COVER ORIENTATION	POLARIZATION	STRAIN RELIEF
-0XX	THRU	DUAL ENTRY	DUAL POL.	YES
-1XX	THRU	DUAL ENTRY	DUAL POL.	NO
-2XX	THRU	DUAL ENTRY	CENTER KEY & DUAL POL.	YES
-3XX	THRU	DUAL ENTRY	CENTER KEY & DUAL POL.	NO
-4XX	BLIND	RIGHT	DUAL POL.	YES
-5XX	BLIND	RIGHT	DUAL POL.	NO
-6XX	BLIND	LEFT	DUAL POL.	YES
-7XX	BLIND	LEFT	DUAL POL.	NO
-8XX	BLIND	CENTER KEY & DUAL POL.	CENTER KEY & DUAL POL.	YES
-9XX	BLIND	LEFT	CENTER KEY & DUAL POL.	YES

DASH NO	STYLE	COVER ORIENTATION	POLARIZATION	STRAIN RELIEF	NOTE
-AXX	BLIND	LEFT	DUAL POL.	NO	NOTE 17
-BXX	THRU	DUAL ENTRY	DUAL POL.	YES	
-CXX	THRU	DUAL ENTRY	DUAL POL.	NO	
-DXX	THRU	DUAL ENTRY	CENTER KEY & DUAL POL.	NO	
-EXX	BLIND	RIGHT	DUAL POL.	YES	
-FXX	BLIND	RIGHT	DUAL POL.	NO	

COVER ORIENTATION



NOTES:

1. TERMINAL MATERIAL: FULL HARD PHOS. BRONZE ALLOY, UNS-C51000.
2. TERMINAL PLATING: 50u"/27u MIN NI UNDERPLATE OVER ENTIRE TERMINAL AND 30u"/76u MIN Au OR GXT IN CONTACT AREA ONLY.
3. MOLDING MATERIAL: BASE & COVER- GLASS FILLED POLYESTER, FLAME RETARDANT PER UL94V-0, COLOR- BLUE.
4. CONNECTOR ASSEMBLIES PACKAGED IN TUBES.
5. THE FIRST TWO CAVITY POSITIONS AND THE LAST TWO, ARE IDENTIFIED BY NUMBER.
6. POLARIZING FEATURES ARE DESCRIBED IN TABLE.
7. MOLDING MATERIAL: NYLON, FLAME RETARDANT PER UL94V-0, COLOR- BLUE.
8. STRAIN RELIEF DIM APPLIES WHEN DATUM -Z- IS HELD IN A RESTRAINED CONDITION.
9. THE POLARIZING FEATURE ON THIS END IS NON-EXISTANT ON 2X5 AND 2X7 POSITION CONNECTORS.
10. 2X5 POSITION NOT AVAILABLE WITH POLARIZATION SLOT ON CENTER KEY STYLE.
11. TO ORDER PARTS THAT DO NOT HAVE "MARKED INFO"(DATE, P/N, ETC), ADD A "U"
12. AFTER THE PART NUMBER, EXAMPLE 66900-010 U.
13. ADD "LF" SUFFIX AT THE END OF PART NUMBER FOR LEAD FREE OPTION.
13. IF "LF" P/N THE PRODUCT MEETS EUROPEAN UNION DIRECTIVES AND OTHER COUNTRY REGULATION AS DESCRIBED IN GS-22-008.
14. THE PRODUCT IS NOT INTENDED TO BE EXPOSED TO A MANUFACTURING SOLDER PROCESS.
15. PRODUCT SPEC. BUS-12-082
16. PLATING OPTIONS: MAY BE EITHER GOLD OR GXT PLATED AT MANUFACTURER'S OPTION.
17. FOR CUSTOMER SPECIAL REQUIREMENT TERMINAL PLATING: 50u"/27u MIN NI UNDERPLATE OVER ENTIRE TERMINAL AND 30u"/76u MIN Au IN CONTACT AREA ONLY.

mat'l. code		surface		projection		product family	
ISO 1302	ISO 4106	ISO 1302	ISO 1101	MM	MM	QUICKIE	
W		tolerances unless otherwise specified		title		product family	
		angles	inlet	DUAL POLARIZED QUICKIE II ASSEMBLY		QUICKIE	
		0±.2°	xxxx.000/xxxx.013	dwg no		sheet 2 of 2 size	
			xxxxx.000/xxxxx.005	66900		A3	
		dr	MIKE ZHOU 2018/07/20	type		Product Customer Drawing	
		engr	MIKE ZHOU 2018/07/20				
		chr	TIM YAO 2018/07/20				
		pppd	TIM YAO 2018/07/20				
		sheet					
		revision					
		index					