

BLF03VK221SNG#

“#” indicates a package specification code.

In Production

RoHS

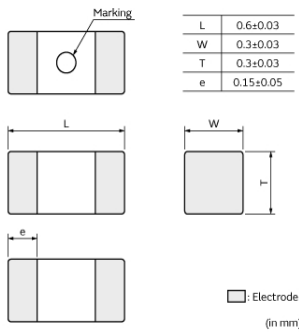
REACH

< List of part numbers with package codes >

BLF03VK221SNGB

BLF03VK221SNGD

Appearance & Shape



Features

BLF series is designed to function nearly as a resistor at noise frequencies, which greatly reduces the possibility of resonance and leaves signal wave forms undistorted. BLF series is effective in circuits without stable ground lines because BLF series does not need a connection to ground. The nickel barrier structure of the external electrodes provides excellent solder heat resistance. The BLF03VK series has a high impedance specification at a high frequency of 5GHz range, and can be used for immunity measures up to 5GHz.

Applications

Other Usage	For general
-------------	-------------

Packaging Information

Packaging	Specifications	Standard Packing Quantity
B	Bulk(Bag)	1000
D	180mm Paper Tape	15000

Attention

- 1.This datasheet is downloaded from the website of Murata Manufacturing Co., Ltd. Therefore, it's specifications are subject to change or our products in it may be discontinued without advance notice. Please check with our sales representatives or product engineers before ordering.
- 2.This datasheet has only typical specifications because there is no space for detailed specifications. Therefore, please review our product specifications or consult the approval sheet for product specifications before ordering.

BLF03VK221SNG#

“#” indicates a package specification code.



Specifications

Shape	SMD
Size Code (in inch)	0201
Length	0.6mm
Length Tolerance	±0.03mm
Width	0.3mm
Width Tolerance	±0.03mm
Thickness	0.3mm
Thickness Tolerance	±0.03mm
Operating Temperature Range	-55°C to 125°C
Mass(typ.)	0.22mg
Number of Circuit	1
Rated Current (at 85°C)	800mA
Rated Current (at 125°C)	500mA
DC Resistance(max.)	0.155Ω
Impedance (at Target Frequency)	220Ω±40% (at 5GHz)
Size Code (in mm)	0603

Attention

1.This datasheet is downloaded from the website of Murata Manufacturing Co., Ltd. Therefore, it's specifications are subject to change or our products in it may be discontinued without advance notice. Please check with our sales representatives or product engineers before ordering.

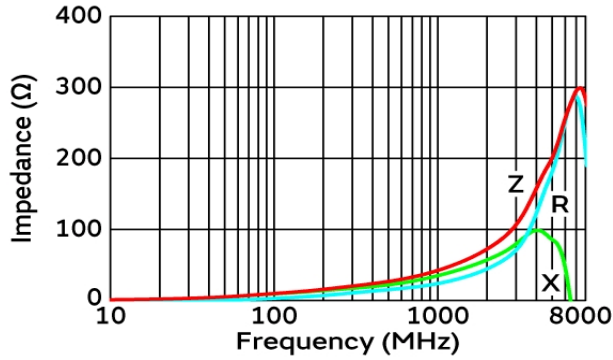
2.This datasheet has only typical specifications because there is no space for detailed specifications.

Therefore, please review our product specifications or consult the approval sheet for product specifications before ordering.

BLF03VK221SNG#

"#" indicates a package specification code.

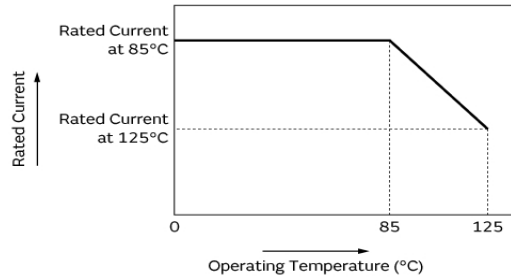
Product Data



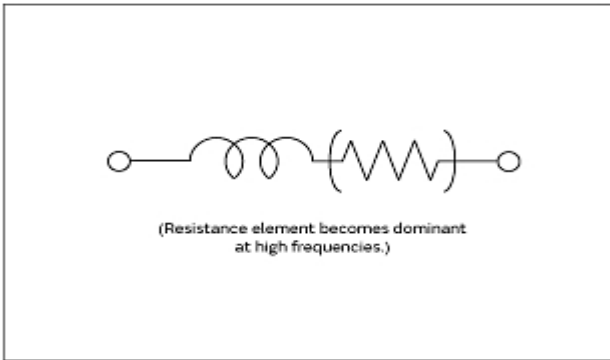
Impedance-Frequency Characteristics

In operating temperature exceeding +85°C, derating of current is necessary for this series. Please apply the derating curve shown in chart according to the operating temperature.

Derating of Rated Current



Derating of Rated Current



Equivalent Circuit

Attention

- 1.This datasheet is downloaded from the website of Murata Manufacturing Co., Ltd. Therefore, it's specifications are subject to change or our products in it may be discontinued without advance notice. Please check with our sales representatives or product engineers before ordering.
- 2.This datasheet has only typical specifications because there is no space for detailed specifications. Therefore, please review our product specifications or consult the approval sheet for product specifications before ordering.