

EAO – Your Expert Partner for Human Machine Interfaces

82-6551.1114 - Illuminated pushbutton 22 mm Aluminium, momentary

**82-6551.1114 - Illuminated pushbutton 22 mm
Aluminium, momentary 24V Red LED**



Mounting

Design flush
Mounting cut-out Ø 22 mm

Front

Front shape round
Front ring shape flush
Front dimension Ø 25 mm
Front bezel material Aluminium

Other Attributes

LED Illumination
Operating voltage 24 V AC/DC
Weight 0.018 kg
Operation current 10 mA

Operating-/Indication part

Lens optics opaque
Lens material Aluminium
Lens profile flat
Lens illumination illuminative
Lens colour natural anodized

IP-Rating

Front protection IP 67 / IK 10

Connection Method

Terminal Solder 2.8 x 0.5 mm

Actuator

Switching action Momentary

Switching element

Switching current 5 A Max. Thermal Ith2
Contact material Silver
Contacts 1 C
Switching system Snap-action switching element
Switching voltage 250 V AC
Typical switch rating 1A @24V, 0.5A @230VAC

Illumination

Illumination Ring with red LED

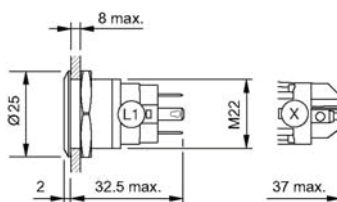
Function

Illuminated pushbutton

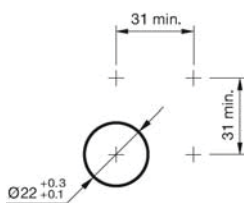
EAO – Your Expert Partner for Human Machine Interfaces

82-6551.1114 - Illuminated pushbutton 22 mm Aluminium, momentary

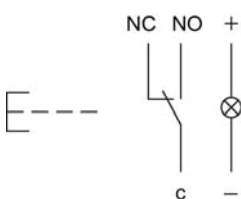
Dimensions



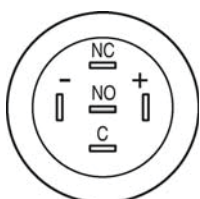
Mounting cut-outs



Wiring diagram



Component layout



Legend

Switching action: B = Momentary

Contacts: C = Changeover

Series 82 | Vandal-Resistant Pushbutton



EAO, the expert partner for Human Machine Interfaces, offers a range of attractive, vandal-resistant pushbuttons for applications in harsh environments. With their robust metal housings, these innovatively designed switches are protected to IK10 impact resistance and IP67 sealing requirements which makes them ideal for use in exposed public areas as well as other aggressive environments. The switches are available with momentary or maintained action, and with a choice of central dot or ring illumination.

Main features

- Vandal resistance: Impact resistant to IK10, sealed to IP67 standard
- Long service life: > one million cycles of operation
- Optional illumination with daylight readable LEDs
- Metal housing with attractive design
- Excellent tactile switching action

Typical applications

- Access control, security systems
- Exposed public areas: Ticketing machines, vending machines, public kiosks
- Industrial: Machinery and factory equipment
- Lifting and Moving: Elevators and people movers

Mounting cut-out

Ø16mm, Ø19mm, Ø22mm

Materials

- Stainless steel SUS 304
- Stainless steel chrome coloured
- Brass gold coloured
- Aluminium (natural anodised), other colours on request

Switching system

Switching element Snap-action switching element
Contact arrangement NO/NC (changeover)

Switching action Momentary or maintained
Contact material Silver alloy

Mechanical properties

Mechanical lifetime > 1 million cycles of operation
Actuation force 4 ... 7N
Terminals Soldering / plug-in terminals 2.8 x 0.5mm
Screw terminal

Electrical properties

Rated insulation voltage 250VAC
Conventional thermal current 5A
Electrical life > 50000 cycles (full load)
Service category AC-15 (cosφ0.3) and DC-13 (according to IEC 60947-5-1)

	24V	110V	220V	240V
AC	1A	1A		0.5A
DC	0.7A	0.2A	0.1A	

Switching element

Contact resistance ≤ 50 mΩ, according to IEC 60512-2
Isolation resistance > 1000 MΩ, according to IEC 60512-3
Dielectric strength 1500VAC, according to IEC 60947-5

Environmental conditions

Storage temperature -40°C ... +80°C
Operating temperature -30°C ... +70°C
Operating humidity 45% ... 85% RH (no condensation)
Front protection IP65, IP67, according to IEC60529
Impact resistance IK10, according to IEC 62262
Approvals CE, CB, UL, C UL, CCC

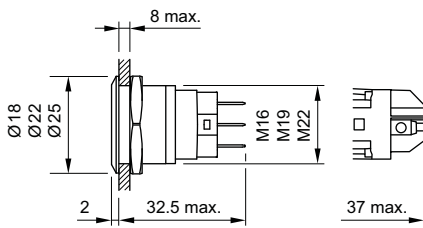
Series 82 | Vandal-Resistant Pushbutton

Dimensions

Side view

Solder/plug-in terminal

Screw terminal

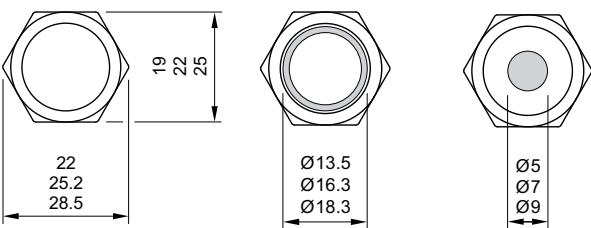


Front view

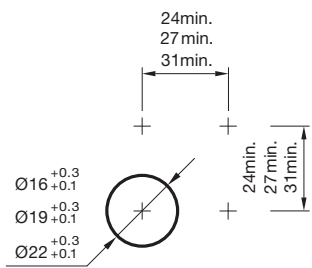
Non-illuminated

Ring illuminated

Central dot illuminated



Mounting cut-outs

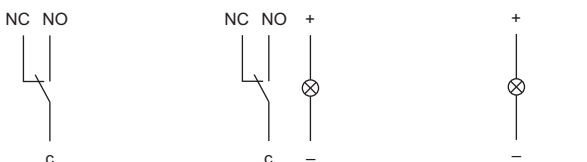


Wiring diagram

Pushbutton

Illuminated pushbutton

Indicator



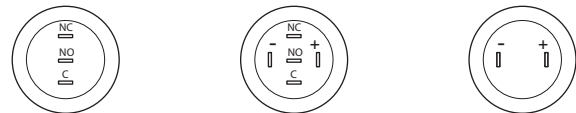
Terminals

Solder/plug-in terminal

Pushbutton

Illuminated pushbutton

Indicator

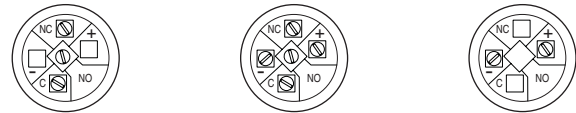


Screw terminal

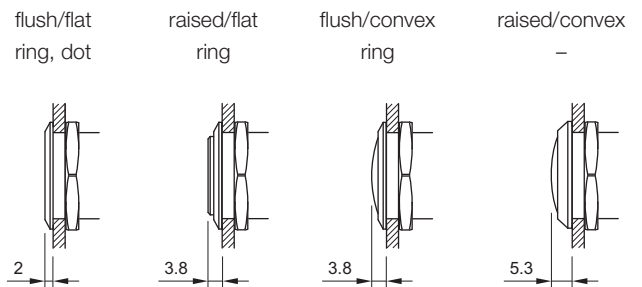
Pushbutton

Illuminated pushbutton

Indicator



Bezel profile/Lens profile/Illumination



LED illumination

- Red
- Green
- Yellow
- Blue
- White

LED, series resistor and polarity protection are built in.

Voltage	Tolerance	Current	Consumption
6VAC/DC	±10 %	15 mA	0.1 W
12VAC/DC	±10 %	14 mA	0.17 W
24VAC/DC	±10 %	10 mA	0.24 W
110 VAC	±10 %	2 mA	0.22 W
230 VAC	±10 %	1.3 mA	0.29 W