



BC846/847/848


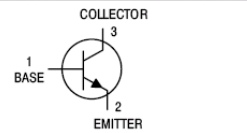
NPN general purpose Transistor

FEATURES

- High current gain.
- Excellent h_{FE} linearity .
- Low noise between 30Hz and 15kHz.
- For AF input stages and driver applications.

APPLICATIONS

- General purpose switching and amplification.



SOT-23

ORDERING INFORMATION

Type No.	Marking	Package Code
BC846A/B	1A/1B	SOT-23
BC847A/B/C	1E/1F/1G	SOT-23
BC848A/B/C	1J/1K/1L	SOT-23

MAXIMUM RATING @ $T_a=25^{\circ}\text{C}$ unless otherwise specified

Symbol	Parameter	Value	Units	
V_{CBO}	Collector-Base Voltage	BC846	80	V
		BC847	50	
		BC848	30	
V_{CEO}	Collector-Emitter Voltage	BC846	65	V
		BC847	45	
		BC848	30	
V_{EBO}	Emitter-Base Voltage	BC846	6	V
		BC847	6	
		BC848	5	
I_C	Collector Current -Continuous	0.1	A	
P_C	Collector Dissipation	200	mW	
T_j, T_{stg}	Junction and Storage Temperature	-65~150	$^{\circ}\text{C}$	

BC846/847/848



ELECTRICAL CHARACTERISTICS @ Ta=25°C unless otherwise specified							
Parameter	Symbol	Test conditions	MIN	TYP	MAX	UNIT	
Collector-base breakdown voltage	BC846 BC847 BC848	$V_{(BR)CBO}$ $I_C=10\mu A, I_E=0$	80 50 30			V	
Collector-emitter breakdown voltage	BC846 BC847 BC848	$V_{(BR)CEO}$ $I_C=10mA, I_B=0$	65 45 30			V	
Emitter-base breakdown voltage	BC846 BC847 BC848	$V_{(BR)EBO}$ $I_E=10\mu A, I_C=0$	6 6 5			V	
Collector cut-off current	BC846 BC847 BC848	I_{CBO} $V_{CB}=70V, I_E=0$ $V_{CB}=50V, I_E=0$ $V_{CB}=30V, I_E=0$			0.1	μA	
Emitter cut-off current		I_{EBO} $V_{EB}=5V, I_C=0$			0.1	μA	
DC current gain	BC846A,847A,848A BC846B,847B,848B BC847C,848C	h_{FE} $V_{CE}=5V, I_C=2mA$	110 200 420		220 450 800		
Collector-emitter saturation voltage		$V_{CE(sat)}$ $I_C=100mA, I_B=5mA$			0.5	V	
Base-emitter saturation voltage		$V_{BE(sat)}$ $I_C=100mA, I_B=5mA$			1.1	V	
Transition frequency		f_T $V_{CE}=5V, I_C=10mA$ $f=100MHz$	100			MHz	

TYPICAL CHARACTERISTICS @ $T_A=25^\circ\text{C}$ unless otherwise specified

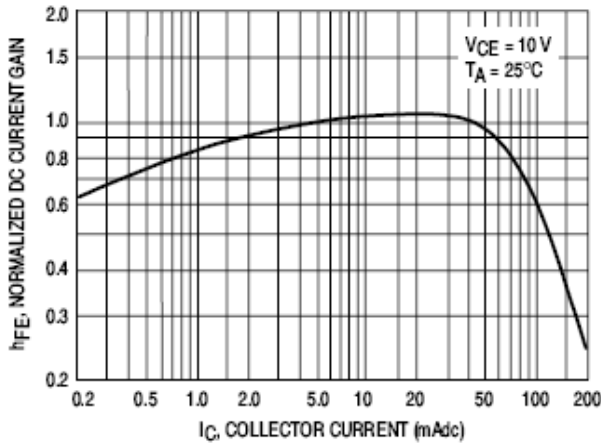


Figure 1. Normalized DC Current Gain

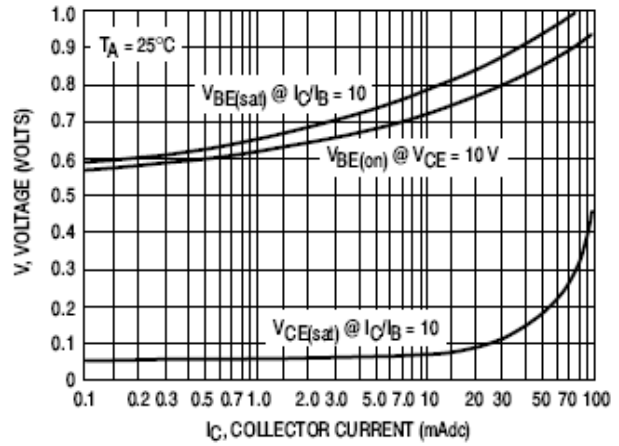


Figure 2. "Saturation" and "On" Voltages

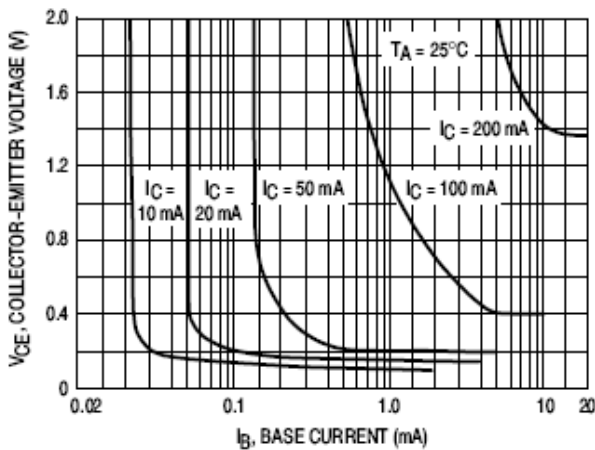


Figure 3. Collector Saturation Region

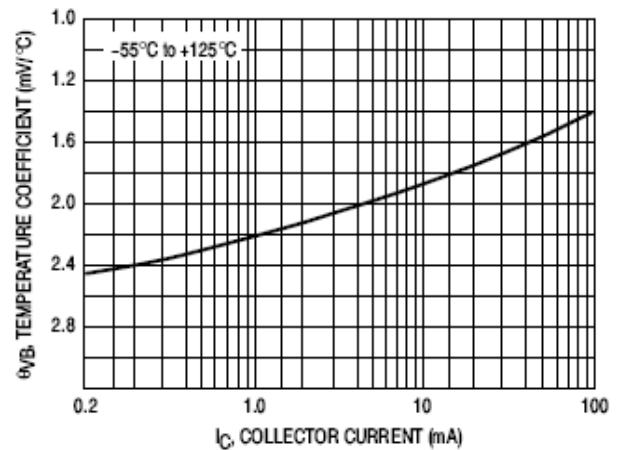


Figure 4. Base-Emitter Temperature Coefficient

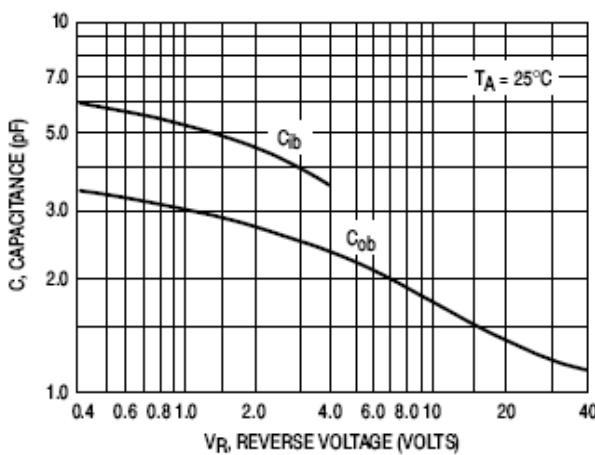


Figure 5. Capacitances

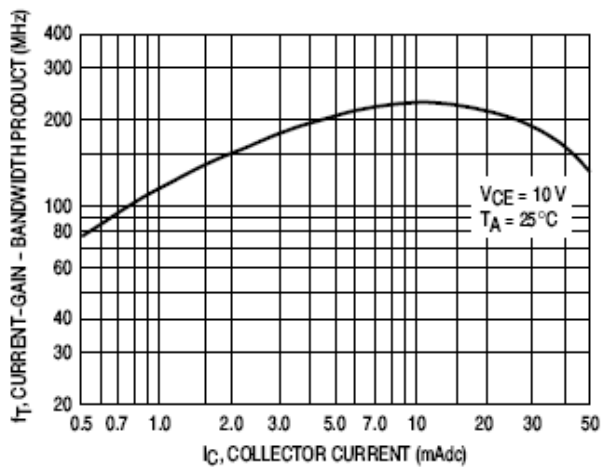
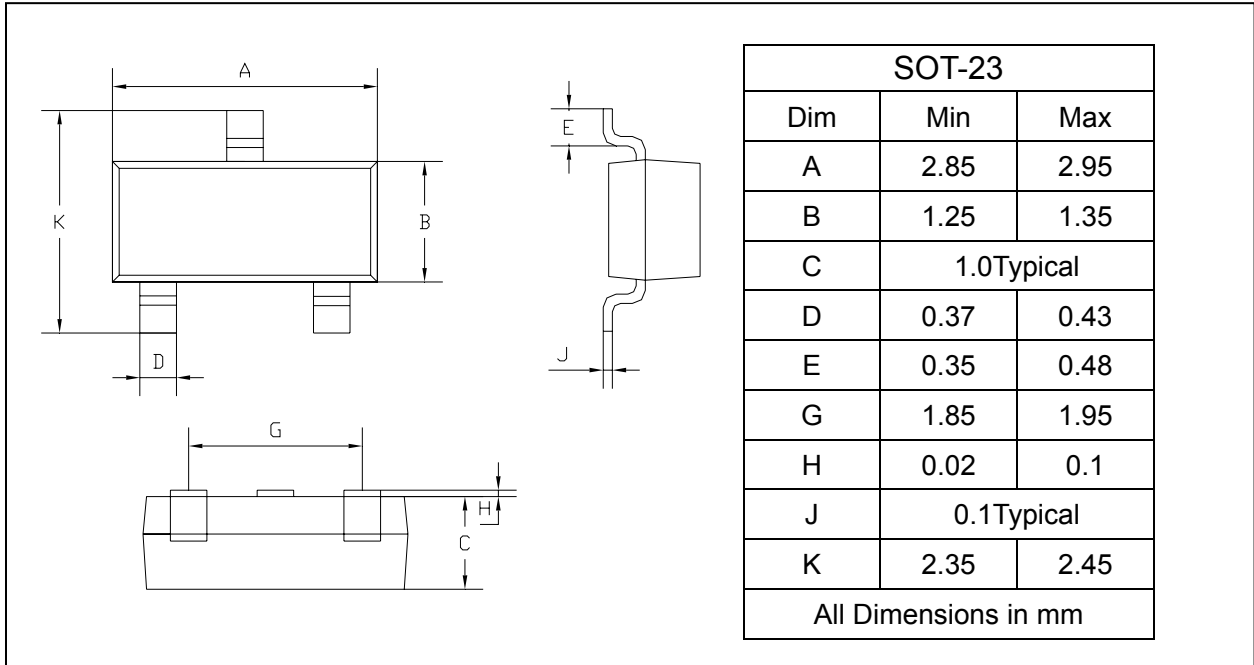


Figure 6. Current-Gain - Bandwidth Product

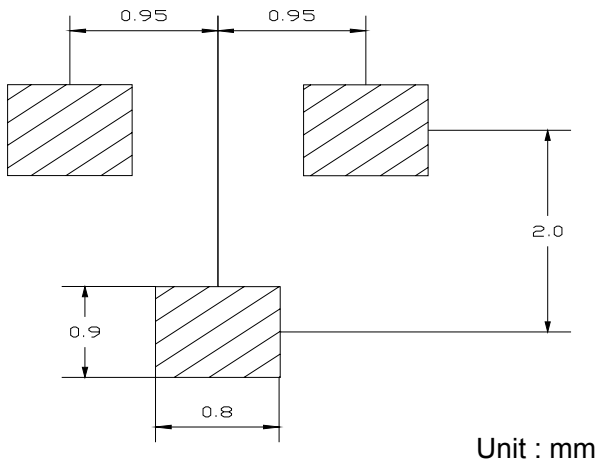
PACKAGE OUTLINE

Plastic surface mounted package

SOT-23



SOLDERING FOOTPRINT



PACKAGE INFORMATION

Device	Package	Shipping
BC846/847/848	SOT-23	3000/Tape&Reel