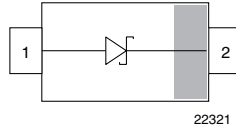


Small Signal Schottky Diode



LINKS TO ADDITIONAL RESOURCES



MECHANICAL DATA

Case: SOD-523

Weight: approx. 1.4 mg

Molding compound flammability rating: UL 94 V-0

Terminals: high temperature soldering guaranteed:
260 °C/10 s at terminals

Packaging codes / options:

08/3K per 7" reel (8 mm tape), 3K/box

FEATURES

- This diode features very low turn-on voltage and fast switching
- This device is protected by a PN junction guard ring against excessive voltage, such as electrostatic discharges
- AEC-Q101 qualified available
- Space saving SOD-523 package
- Base P/N-G3 - RoHS-compliant, commercial grade
- Base P/N-HG3 - RoHS-compliant, AEC-Q101 qualified
- Material categorization: for definitions of compliance please see www.vishay.com/doc?99912



PARTS TABLE

PART	ORDERING CODE	AEC-Q101 QUALIFIED	CIRCUIT CONFIGURATION	TYPE MARKING	REMARKS
BAS40-02V	BAS40-02V-G3-08	no	Single	.W	Tape and reel
	BAS40-02V-HG3-08	yes			

ABSOLUTE MAXIMUM RATINGS ($T_{amb} = 25\text{ °C}$, unless otherwise specified)

PARAMETER	TEST CONDITION	SYMBOL	VALUE	UNIT
Repetitive peak reverse voltage		V_{RRM}	40	V
Forward continuous current		I_F	120	mA
Surge forward current	$t_p = 10\text{ ms}$ square wave, $T_j = 25\text{ °C}$ prior to surge	I_{FSM}	600	mA
Power dissipation	on FR-4 board with recommended soldering footprint	P_{tot}	150	mW

THERMAL CHARACTERISTICS ($T_{amb} = 25\text{ °C}$, unless otherwise specified)

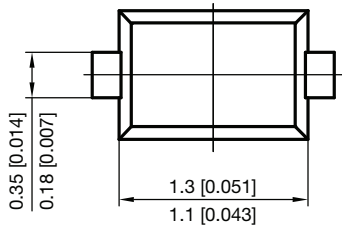
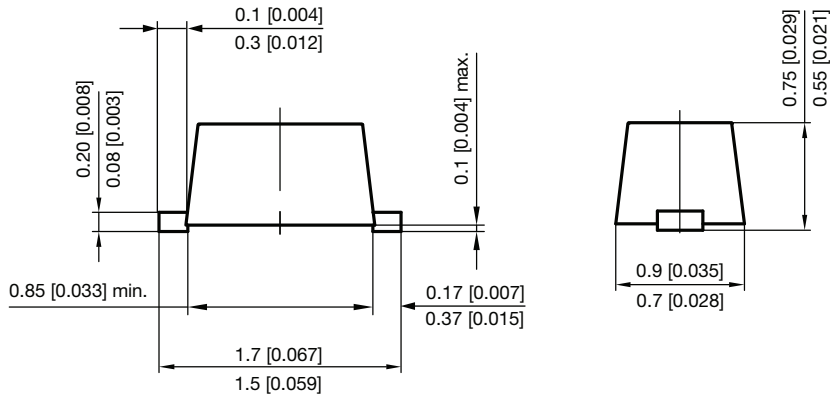
PARAMETER	TEST CONDITION	SYMBOL	VALUE	UNIT
Thermal resistance junction to ambient air	on FR-4 board according to JEDEC® 51-3 with recommended soldering footprint	R_{thJA}	680	K/W
Thermal resistance junction to lead		R_{thJL}	480	K/W
Junction temperature		T_j	125	°C
Operating temperature range		T_{op}	-55 to +125	°C
Storage temperature range		T_{stg}	-55 to +150	°C

ELECTRICAL CHARACTERISTICS ($T_{amb} = 25\text{ °C}$, unless otherwise specified)

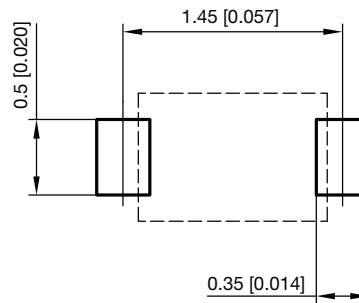
PARAMETER	TEST CONDITION	SYMBOL	MIN.	TYP.	MAX.	UNIT
Reverse breakdown voltage	$I_R = 10\text{ }\mu\text{A}$ (pulsed)	$V_{(BR)}$	40			V
Leakage current	Pulse test $V_R = 30\text{ V}$, $t_p < 300\text{ }\mu\text{s}$	I_R		20	100	nA
Forward voltage	Pulse test $t_p < 300\text{ }\mu\text{s}$, $I_F = 1\text{ mA}$	V_F			380	mV
	Pulse test $t_p < 300\text{ }\mu\text{s}$, $I_F = 40\text{ mA}$	V_F			1000	mV
Diode capacitance	$V_R = 0\text{ V}$, $f = 1\text{ MHz}$	C_D		4	5	pF
Reverse recovery time	$I_F = 10\text{ mA}$, $I_R = 10\text{ mA}$, $I_{rr} = 1\text{ mA}$, $R_L = 100\text{ }\Omega$	t_{rr}			5	ns



PACKAGE DIMENSIONS in millimeters [inches]: SOD-523



Footprint recommendation:



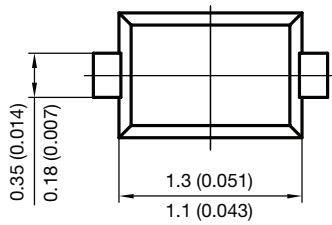
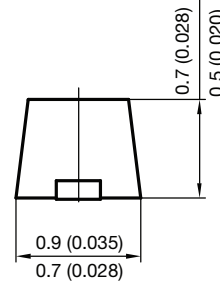
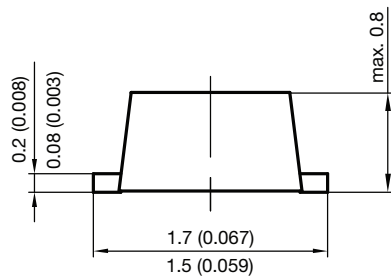
Document no.: S8-V-3880.02-003 (4)

Created - Date: 04. April 2017

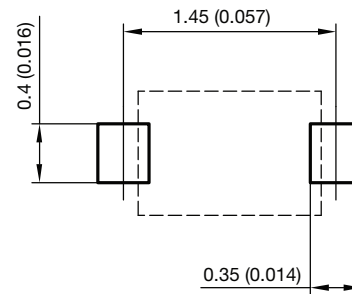
Rev. 4 - Date: 03. Aug. 2020

23093

PACKAGE DIMENSIONS in millimeters (inches)



foot print recommendation:



Document no.: S8-V-3880.02-001 (4)

Rev. g - Date: 13.April 2010

16864



Disclaimer

ALL PRODUCT, PRODUCT SPECIFICATIONS AND DATA ARE SUBJECT TO CHANGE WITHOUT NOTICE TO IMPROVE RELIABILITY, FUNCTION OR DESIGN OR OTHERWISE.

Vishay Intertechnology, Inc., its affiliates, agents, and employees, and all persons acting on its or their behalf (collectively, "Vishay"), disclaim any and all liability for any errors, inaccuracies or incompleteness contained in any datasheet or in any other disclosure relating to any product.

Vishay makes no warranty, representation or guarantee regarding the suitability of the products for any particular purpose or the continuing production of any product. To the maximum extent permitted by applicable law, Vishay disclaims (i) any and all liability arising out of the application or use of any product, (ii) any and all liability, including without limitation special, consequential or incidental damages, and (iii) any and all implied warranties, including warranties of fitness for particular purpose, non-infringement and merchantability.

Statements regarding the suitability of products for certain types of applications are based on Vishay's knowledge of typical requirements that are often placed on Vishay products in generic applications. Such statements are not binding statements about the suitability of products for a particular application. It is the customer's responsibility to validate that a particular product with the properties described in the product specification is suitable for use in a particular application. Parameters provided in datasheets and / or specifications may vary in different applications and performance may vary over time. All operating parameters, including typical parameters, must be validated for each customer application by the customer's technical experts. Product specifications do not expand or otherwise modify Vishay's terms and conditions of purchase, including but not limited to the warranty expressed therein.

Except as expressly indicated in writing, Vishay products are not designed for use in medical, life-saving, or life-sustaining applications or for any other application in which the failure of the Vishay product could result in personal injury or death. Customers using or selling Vishay products not expressly indicated for use in such applications do so at their own risk. Please contact authorized Vishay personnel to obtain written terms and conditions regarding products designed for such applications.

No license, express or implied, by estoppel or otherwise, to any intellectual property rights is granted by this document or by any conduct of Vishay. Product names and markings noted herein may be trademarks of their respective owners.