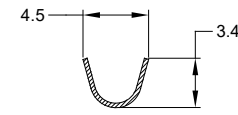
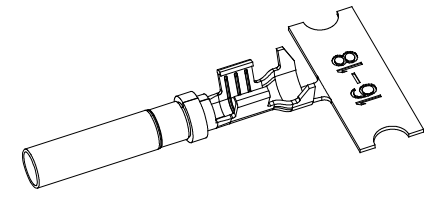
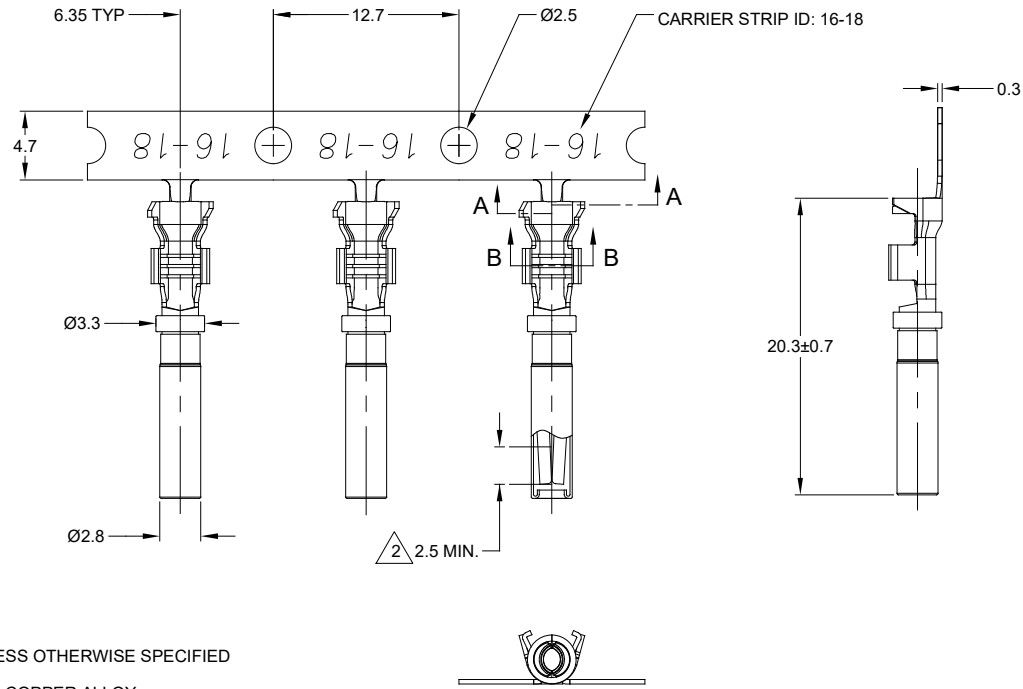
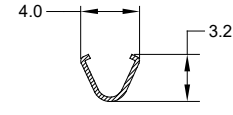


REVISIONS					
REV	ECO	DESCRIPTION	DATE	BY	APPR
A3	-	RELEASE NEW DWG FORMAT	21/OCT/13	DRP	-
A4	C0405S	UPDATE DRAWING	21/JUL/15	JARRY	TOMMY
A5	C1070S	UPDATE DRAWING	28/JUN/19	JOE	TOMMY



SECTION A-A



SECTION B-B

NOTES: UNLESS OTHERWISE SPECIFIED

- MATERIAL: COPPER ALLOY
- PLATING: SEE PART NUMBER CHART
*FOR GOLD PLATED CONTACTS: SELECTIVE GOLD FLASH IN CONTACT ZONE OR ENTIRE CONTACT.
- CONTACT SIZE: 16
- SPECIFICATIONS:
 - CURRENT RATING: 13 AMPS
 - CONTACT MILLIVOLT DROP: 100 MILLIVOLT DROP @ 13 AMP TEST CURRENT.
 - RoHS COMPLIANT
- RECOMMENDED WIRE RANGE: 16 - 18 AWG
CUSTOMER OPTIONAL WIRE RANGE: 14 AWG
- PACKAGE: 4000 PCS/REEL
- AVAILABLE APPLICATORS: MFX-3953-K OR MFX-3953-G
- ALL DIMENSIONS ARE FOR REFERENCE USE ONLY

PART NUMBER CHART	
PLATING	PART NUMBERS
NICKEL	AT62-16-0122
GOLD	AT62-16-0144

SEE PART NUMBER CHART		REF: 1002-16-0122, 1002-16-0144	
PART NUMBER		DESCRIPTION	
QUANTITY	MATERIALS LIST		
UNLESS OTHERWISE SPECIFIED: 1) All dimensions are in metric (mm). 2) Tolerances are as follows: 1 PL DEC ±0.30 2 PL DEC ±0.15 3 PL DEC ±0.08 Fractions ±1/64 Angles ±1°		SIGNATURES DATE	
3) Note reference =		DRAWN: JOE SONG 28/JUN/19	
MATERIAL SPECIFICATIONS:		CHECKED: ORION LI 28/JUN/19	
PROCESS SPECIFICATIONS:		ENGINEER:	
NEXT ASSY:		APPROVAL: TOMMY XIE 28/JUN/19	
THIS DRAWING IS SUPPLIED FOR INFORMATION ONLY. DESIGN FEATURES, SPECIFICATIONS AND PERFORMANCE DATA SHOWN HEREON ARE THE PROPERTY OF THE AMPHENOL CORPORATION. NO RIGHTS OF REPRODUCTION ARE IMPLIED. ALL DIMENSIONS ARE SUBJECT TO NORMAL MANUFACTURING VARIATIONS.		CUSTOMER:	
Amphenol		Sine Systems - www.amphenol-sine.com 44724 Morley Drive Clinton Township, MI 48036	
CONTACT, SOCKET, STAMPED, SIZE 16, 16-18 AWG, A SERIES		SIZE: B TYPE: C DWG NO: AT62-16-01XX REVISION: A5	
SCALE: NONE		SHEET 1 OF 1	

TITLE: CONTACT, STAMPED, SIZE 16, 16-18 AWG, A SERIES
DWG NO: AT62-16-01XX
REV: A5
SH: 1
OF: 1