

15

1502 03

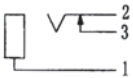
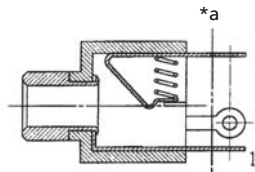
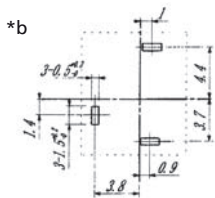
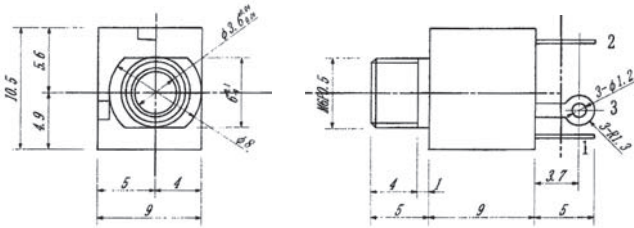
Jack connectors



Jack chassis socket acc. to JIS C 6560 JC35J2B, 3.5 mm, 2 poles/mono, straight/upright version, with break contact and solder eyes, for printed circuit boards, for back side mounting

15

1502 03



*a cutting line
*b printed circuit board layout, components side view

Environmental conditions

Temperature range -20 °C/+70 °C

Materials

Insulating body PC GF, V-2 according to UL94
Contact spring CuZn, nickel-plated/silver-plated

Mechanical data

Mating cycles ≥ 5000
Insertion force 5–20 N
Withdrawal force 4–20 N

Electrical data (at T_{amb} 20 °C)

Contact resistance ≤ 20 m Ω
Rated current 1 A
Rated voltage 34 V AC/DC
Rated impulse voltage 500 V/60 s
Insulation resistance ≥ 100 M Ω

Associated products

Counterparts
[☞ 1532 04](#) [☞ 1532 06](#) [☞ KLS 2](#)
[☞ KLS 22](#) [☞ WKLS 2](#)

Accessories
[☞ 1597 02](#) [☞ 1597 04](#)

15

1502 03

Designation	Pole Number	PU (Pieces)	MDQ (Pieces)
1502 03	2	500	500

Packaging:

in bulk, in a cardboard box or a plastic bag