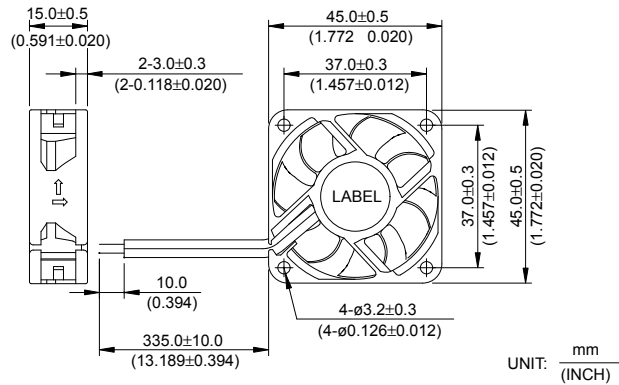


# AFB 45 x 45 x 15 MM SERIES

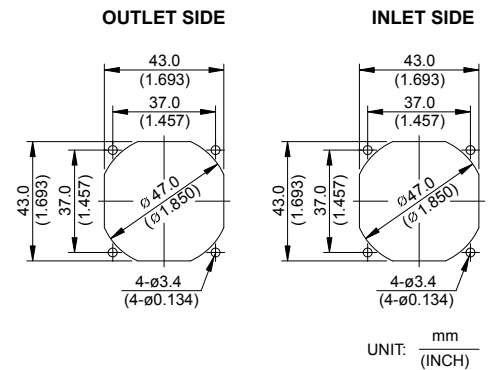
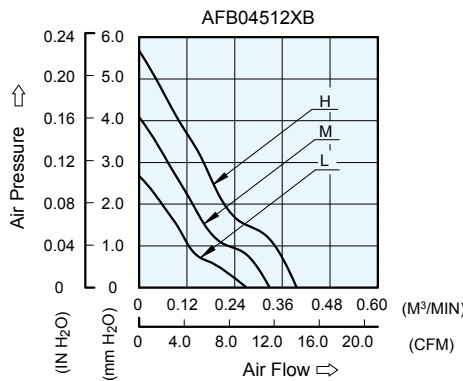
## DIMENSIONS DRAWING



- \* Bearing Type  
Ball Bearings
- \* Material  
Impeller & Frame : Plastic (UL 94V-0)
- \* Lead Wires :  
UL 1007 AWG #24 OR Equivalent  
Red Wire Positive (+)  
Black Wire Negative (-)
- \* Weight : 17g (0.60 oz)

## P & Q CURVE (AT RATED VOLTAGE)

## MOUNTING PANEL CUTOUT



MODEL		Rated Voltage	Operating Voltage Range	Rated Current	Rated Input Power	Speed	Maximum Air Flow		Maximum Air Pressure		Noise
PART NO.	FUNCTION	VDC	VDC	Amp	Watt	R.P.M.	m <sup>3</sup> /min	CFM	mmH <sub>2</sub> O	IN H <sub>2</sub> O	dB-A
AFB04512LB	-R00 / -F00	12	5.0 to 13.8	0.09	1.08	4300	0.268	9.48	2.65	0.104	23.5
AFB04512MB	-R00 / -F00	12	5.0 to 13.8	0.10	1.20	5300	0.328	11.59	4.07	0.160	29.0
AFB04512HB	-R00 / -F00	12	5.0 to 13.8	0.14	1.68	6300	0.396	14.00	5.66	0.223	33.5

\* Rib type only  
 \* The max. air flow and the speed are measured in free air ; max. air pressure is measured at zero air flow.  
 \* Noise is measured in anechoic chamber in free air, one meter from intake side.  
 \* All readings are typical values at rated voltage.  
 \* Specifications are subject to change without notice.