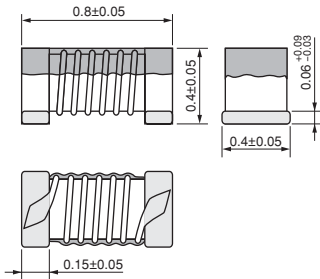


LQW04AN_00 Series 0804/03015 (mm/inch)



■ Dimensions



(in mm)

■ Packaging

Code	Packaging	Minimum Quantity
D	ø180mm Paper taping	10000
B	Packing in bulk	500

■ Rated Value (□: packaging code)

Part Number	Inductance	Inductance test frequency	Rated current	Max. of DC resistance	Q (min.)	Q test frequency	Self resonance frequency (min.)
LQW04AN1N1C00□	1.1nH ±0.2nH	100MHz	990mA	0.03Ω	15	250MHz	20.0GHz
LQW04AN1N1D00□	1.1nH ±0.5nH	100MHz	990mA	0.03Ω	15	250MHz	20.0GHz
LQW04AN1N8C00□	1.8nH ±0.2nH	100MHz	700mA	0.06Ω	15	250MHz	17.0GHz
LQW04AN1N8D00□	1.8nH ±0.5nH	100MHz	700mA	0.06Ω	15	250MHz	17.0GHz
LQW04AN2N7C00□	2.7nH ±0.2nH	100MHz	570mA	0.07Ω	15	250MHz	15.0GHz
LQW04AN2N7D00□	2.7nH ±0.5nH	100MHz	570mA	0.07Ω	15	250MHz	15.0GHz
LQW04AN3N0C00□	3.0nH ±0.2nH	100MHz	620mA	0.07Ω	15	250MHz	13.0GHz
LQW04AN3N0D00□	3.0nH ±0.5nH	100MHz	620mA	0.07Ω	15	250MHz	13.0GHz
LQW04AN3N3C00□	3.3nH ±0.2nH	100MHz	440mA	0.14Ω	10	250MHz	10.0GHz
LQW04AN3N3D00□	3.3nH ±0.5nH	100MHz	440mA	0.14Ω	10	250MHz	10.0GHz
LQW04AN3N6C00□	3.6nH ±0.2nH	100MHz	530mA	0.10Ω	15	250MHz	13.0GHz
LQW04AN3N6D00□	3.6nH ±0.5nH	100MHz	530mA	0.10Ω	15	250MHz	13.0GHz
LQW04AN3N9C00□	3.9nH ±0.2nH	100MHz	530mA	0.10Ω	15	250MHz	12.0GHz
LQW04AN3N9D00□	3.9nH ±0.5nH	100MHz	530mA	0.10Ω	15	250MHz	12.0GHz
LQW04AN4N3C00□	4.3nH ±0.2nH	100MHz	530mA	0.10Ω	15	250MHz	11.0GHz
LQW04AN4N3D00□	4.3nH ±0.5nH	100MHz	530mA	0.10Ω	15	250MHz	11.0GHz
LQW04AN4N7C00□	4.7nH ±0.2nH	100MHz	440mA	0.14Ω	20	250MHz	10.0GHz
LQW04AN4N7D00□	4.7nH ±0.5nH	100MHz	440mA	0.14Ω	20	250MHz	10.0GHz
LQW04AN5N1C00□	5.1nH ±0.2nH	100MHz	470mA	0.12Ω	20	250MHz	10.0GHz
LQW04AN5N1D00□	5.1nH ±0.5nH	100MHz	470mA	0.12Ω	20	250MHz	10.0GHz
LQW04AN5N6C00□	5.6nH ±0.2nH	100MHz	470mA	0.12Ω	20	250MHz	9.0GHz
LQW04AN5N6D00□	5.6nH ±0.5nH	100MHz	470mA	0.12Ω	20	250MHz	9.0GHz
LQW04AN6N2C00□	6.2nH ±0.2nH	100MHz	390mA	0.19Ω	20	250MHz	9.0GHz
LQW04AN6N2D00□	6.2nH ±0.5nH	100MHz	390mA	0.19Ω	20	250MHz	9.0GHz
LQW04AN6N8C00□	6.8nH ±0.2nH	100MHz	440mA	0.14Ω	20	250MHz	9.0GHz
LQW04AN6N8D00□	6.8nH ±0.5nH	100MHz	440mA	0.14Ω	20	250MHz	9.0GHz

Operating temperature range (Self-temperature rise is not included): -55~125°C


Only for reflow soldering.

Continued on the following page.

● This data sheet is applied for CHIP INDUCTORS (CHIP COILS) used for General Electronics equipment for your design.

⚠ Note:


- This datasheet is downloaded from the website of Murata Manufacturing co., ltd. Therefore, it's specifications are subject to change or our products in it may be discontinued without advance notice. Please check with our sales representatives or product engineers before ordering.
- This datasheet has only typical specifications because there is no space for detailed specifications. Therefore, please approve our product specifications or transact the approval sheet for product specifications before ordering.

 Continued from the preceding page.

Part Number	Inductance	Inductance test frequency	Rated current	Max. of DC resistance	Q (min.)	Q test frequency	Self resonance frequency (min.)
LQW04AN7N5C00□	7.5nH ±0.2nH	100MHz	440mA	0.14 Ω	20	250MHz	8.0GHz
LQW04AN7N5D00□	7.5nH ±0.5nH	100MHz	440mA	0.14 Ω	20	250MHz	8.0GHz
LQW04AN8N2C00□	8.2nH ±0.2nH	100MHz	350mA	0.23 Ω	20	250MHz	8.0GHz
LQW04AN8N2D00□	8.2nH ±0.5nH	100MHz	350mA	0.23 Ω	20	250MHz	8.0GHz
LQW04AN9N1C00□	9.1nH ±0.2nH	100MHz	400mA	0.16 Ω	20	250MHz	7.0GHz
LQW04AN9N1D00□	9.1nH ±0.5nH	100MHz	400mA	0.16 Ω	20	250MHz	7.0GHz
LQW04AN10NH00□	10nH ±3%	100MHz	330mA	0.26 Ω	20	250MHz	7.0GHz
LQW04AN10NJ00□	10nH ±5%	100MHz	330mA	0.26 Ω	20	250MHz	7.0GHz
LQW04AN11NH00□	11nH ±3%	100MHz	310mA	0.28 Ω	15	250MHz	7.0GHz
LQW04AN11NJ00□	11nH ±5%	100MHz	310mA	0.28 Ω	15	250MHz	7.0GHz
LQW04AN12NH00□	12nH ±3%	100MHz	310mA	0.28 Ω	15	250MHz	6.0GHz
LQW04AN12NJ00□	12nH ±5%	100MHz	310mA	0.28 Ω	15	250MHz	6.0GHz
LQW04AN13NH00□	13nH ±3%	100MHz	280mA	0.34 Ω	15	250MHz	6.0GHz
LQW04AN13NJ00□	13nH ±5%	100MHz	280mA	0.34 Ω	15	250MHz	6.0GHz
LQW04AN15NH00□	15nH ±3%	100MHz	240mA	0.48 Ω	15	250MHz	5.5GHz
LQW04AN15NJ00□	15nH ±5%	100MHz	240mA	0.48 Ω	15	250MHz	5.5GHz
LQW04AN16NH00□	16nH ±3%	100MHz	270mA	0.38 Ω	15	250MHz	5.5GHz
LQW04AN16NJ00□	16nH ±5%	100MHz	270mA	0.38 Ω	15	250MHz	5.5GHz
LQW04AN18NH00□	18nH ±3%	100MHz	220mA	0.54 Ω	15	250MHz	5.0GHz
LQW04AN18NJ00□	18nH ±5%	100MHz	220mA	0.54 Ω	15	250MHz	5.0GHz
LQW04AN19NH00□	19nH ±3%	100MHz	160mA	0.73 Ω	15	250MHz	5.0GHz
LQW04AN19NJ00□	19nH ±5%	100MHz	160mA	0.73 Ω	15	250MHz	5.0GHz
LQW04AN20NH00□	20nH ±3%	100MHz	210mA	0.56 Ω	15	250MHz	5.0GHz
LQW04AN20NJ00□	20nH ±5%	100MHz	210mA	0.56 Ω	15	250MHz	5.0GHz
LQW04AN22NH00□	22nH ±3%	100MHz	200mA	0.63 Ω	15	250MHz	5.0GHz
LQW04AN22NJ00□	22nH ±5%	100MHz	200mA	0.63 Ω	15	250MHz	5.0GHz
LQW04AN23NH00□	23nH ±3%	100MHz	160mA	0.95 Ω	15	250MHz	4.0GHz
LQW04AN23NJ00□	23nH ±5%	100MHz	160mA	0.95 Ω	15	250MHz	4.0GHz
LQW04AN24NH00□	24nH ±3%	100MHz	160mA	0.95 Ω	15	250MHz	4.0GHz
LQW04AN24NJ00□	24nH ±5%	100MHz	160mA	0.95 Ω	15	250MHz	4.0GHz
LQW04AN25NH00□	25nH ±3%	100MHz	160mA	0.95 Ω	15	250MHz	4.0GHz
LQW04AN25NJ00□	25nH ±5%	100MHz	160mA	0.95 Ω	15	250MHz	4.0GHz
LQW04AN27NH00□	27nH ±3%	100MHz	160mA	0.95 Ω	15	250MHz	4.0GHz
LQW04AN27NJ00□	27nH ±5%	100MHz	160mA	0.95 Ω	15	250MHz	4.0GHz
LQW04AN33NH00□	33nH ±3%	100MHz	140mA	1.11 Ω	15	250MHz	4.0GHz
LQW04AN33NJ00□	33nH ±5%	100MHz	140mA	1.11 Ω	15	250MHz	4.0GHz

Operating temperature range (Self-temperature rise is not included): -55~125°C

Only for reflow soldering.

Continued on the following page. 

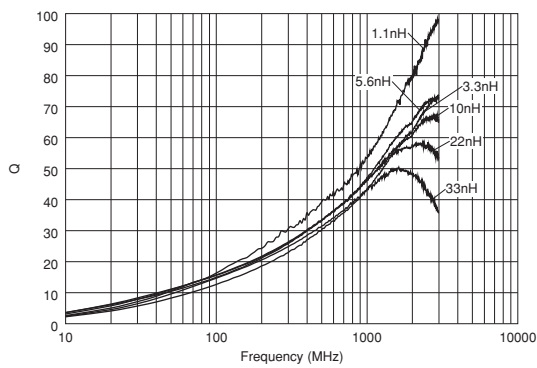
● This data sheet is applied for CHIP INDUCTORS (CHIP COILS) used for General Electronics equipment for your design.

Note:

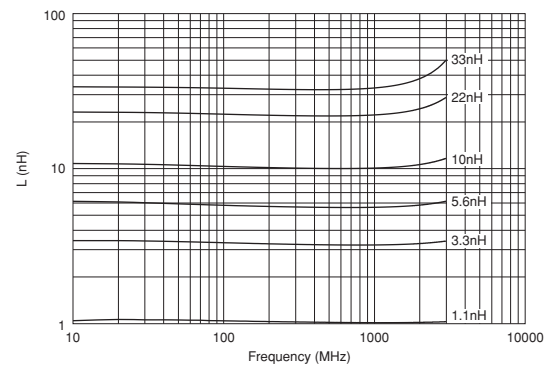
- This datasheet is downloaded from the website of Murata Manufacturing co., ltd. Therefore, it's specifications are subject to change or our products in it may be discontinued without advance notice. Please check with our sales representatives or product engineers before ordering.
- This datasheet has only typical specifications because there is no space for detailed specifications. Therefore, please approve our product specifications or transact the approval sheet for product specifications before ordering.

Continued from the preceding page.

■ Q-Frequency characteristics (Typ.)



■ Inductance-Frequency characteristics (Typ.)



■ ⚠ Caution/Notice

⚠ Caution (Rating)

Do not use products beyond the rated current as this may create excessive heat.

Notice

Solderability of Tin plating termination chip might be deteriorated when low temperature soldering profile where peak solder temperature is below the Tin melting point is used. Please confirm the solderability of Tin plating termination chip before use.

● This data sheet is applied for CHIP INDUCTORS (CHIP COILS) used for General Electronics equipment for your design.

⚠ Note:

1. This datasheet is downloaded from the website of Murata Manufacturing co., ltd. Therefore, it's specifications are subject to change or our products in it may be discontinued without advance notice. Please check with our sales representatives or product engineers before ordering.
2. This datasheet has only typical specifications because there is no space for detailed specifications. Therefore, please approve our product specifications or transact the approval sheet for product specifications before ordering.

Mouser Electronics

Authorized Distributor

Click to View Pricing, Inventory, Delivery & Lifecycle Information:

Murata:

[LQW04AN10NJ00D](#) [LQW04AN11NH00D](#) [LQW04AN11NJ00D](#) [LQW04AN12NH00D](#) [LQW04AN12NJ00D](#)
[LQW04AN13NH00D](#) [LQW04AN13NJ00D](#) [LQW04AN15NH00D](#) [LQW04AN15NJ00D](#) [LQW04AN16NH00D](#)
[LQW04AN16NJ00D](#) [LQW04AN18NH00D](#) [LQW04AN18NJ00D](#) [LQW04AN19NH00D](#) [LQW04AN19NJ00D](#)
[LQW04AN1N1C00D](#) [LQW04AN1N1D00D](#) [LQW04AN1N8C00D](#) [LQW04AN1N8D00D](#) [LQW04AN20NH00D](#)
[LQW04AN20NJ00D](#) [LQW04AN22NH00D](#) [LQW04AN23NH00D](#) [LQW04AN23NJ00D](#) [LQW04AN24NH00D](#)
[LQW04AN24NJ00D](#) [LQW04AN25NH00D](#) [LQW04AN25NJ00D](#) [LQW04AN27NH00D](#) [LQW04AN27NJ00D](#)
[LQW04AN2N7C00D](#) [LQW04AN2N7D00D](#) [LQW04AN33NH00D](#) [LQW04AN33NJ00D](#) [LQW04AN3N0C00D](#)
[LQW04AN3N0D00D](#) [LQW04AN3N6C00D](#) [LQW04AN3N6D00D](#) [LQW04AN3N9C00D](#) [LQW04AN3N9D00D](#)
[LQW04AN4N3C00D](#) [LQW04AN4N3D00D](#) [LQW04AN4N7C00D](#) [LQW04AN4N7D00D](#) [LQW04AN5N1C00D](#)
[LQW04AN5N1D00D](#) [LQW04AN5N6C00D](#) [LQW04AN5N6D00D](#) [LQW04AN6N2C00D](#) [LQW04AN6N2D00D](#)
[LQW04AN6N8D00D](#) [LQW04AN7N5C00D](#) [LQW04AN7N5D00D](#) [LQW04AN8N2C00D](#) [LQW04AN8N2D00D](#)
[LQW04AN9N1C00D](#) [LQW04AN9N1D00D](#) [LQW04AN6N8C00D](#) [LQW04AN22NJ00D](#) [LQW04AN3N3C00D](#)
[LQW04AN3N3D00D](#) [LQW04AN2N8D00D](#) [LQW04AN4N6C00D](#) [LQW04AN8N8C00D](#) [LQW04AN7N8D00D](#)
[LQW04AN3N7D00D](#) [LQW04AN4N0C00D](#) [LQW04AN7N1C00D](#) [LQW04AN7N7C00D](#) [LQW04AN8N3C00D](#)
[LQW04AN1N7C00D](#) [LQW04AN6N5C00D](#) [LQW04AN8N4D00D](#) [LQW04AN3N1C00D](#) [LQW04AN8N9D00D](#)
[LQW04AN4N2C00D](#) [LQW04AN9N7D00D](#) [LQW04AN3N4C00D](#) [LQW04AN9N9C00D](#) [LQW04AN4N9C00D](#)
[LQW04AN7N4D00D](#) [LQW04AN4N4D00D](#) [LQW04AN5N0D00D](#) [LQW04AN5N7D00D](#) [LQW04AN9N2D00D](#)
[LQW04AN4N4C00D](#) [LQW04AN7N6D00D](#) [LQW04AN1N6D00D](#) [LQW04AN9N3D00D](#) [LQW04AN5N0C00D](#)
[LQW04AN8N1D00D](#) [LQW04AN6N4D00D](#) [LQW04AN5N7C00D](#) [LQW04AN8N7D00D](#) [LQW04AN6N0D00D](#)
[LQW04AN5N3C00D](#) [LQW04AN9N5D00D](#) [LQW04AN5N9C00D](#) [LQW04AN8N0C00D](#) [LQW04AN9N7C00D](#)