

ATC 600S Series Ultra-Low ESR, High Q, NPO RF & Microwave Capacitors

Features:

- **Lowest ESR in Class**
- Highest Working Voltage in class – 250V
- Standard EIA Size: 0603
- Laser Marking (Optional)
- RoHS Compliant
- High Self Resonance Frequencies

Applications:

- Cellular Base Stations
- Wireless Communications
- Broadband Wireless Services
- Satellite Communications
- WiMAX (802.16)

Circuit Applications:

- Filter Networks
- High Q Frequency Sources
- Matching Networks
- Tuning, Coupling, Bypass and DC Blocking



ATC 600 SERIES OVERVIEW

| ATC Series | ATC Case Size | EIA Case Size |
|------------|---------------|---------------|
| 600 | L | 0402 |
| 600 | S | 0603 |
| 600 | F | 0805 |

Electrical Specifications

| | |
|--|---|
| Capacitance: | 0.1 to 100 pF |
| Tolerances: | See Cap Value Chart |
| Working Voltage (WVDC): | 250 V |
| Quality Factor (Q): | > 2000 @ 1 MHz |
| Operating Temperature Range: | -55°C to +125°C (no derating of working voltage) |
| Temperature coefficient of Capacitance (TCC): | 0 ± 30 ppm/°C, -55°C to +125° |
| Insulation Resistance: | 10 ⁵ MΩ min. at +25°C at rated WVDC 10 ⁴ MΩ min. at +125°C at rated WVDC |
| Dielectric Withstanding Voltage (DWV): | 2.5 x WVDC for 5 seconds |
| Aging: | None |
| Piezo Effects: | None |

Mechanical Specifications

| | |
|---------------------------|---|
| Terminations: | T = Tin Plated over Nickel Barrier* (Standard) TN = Tin Plated over Non-Magnetic Barrier* W = Tin/Lead Solder Plated over Nickel Barrier |
| Solderability: | Solder coverage > 90% of end termination |
| Terminal Strength: | 4 lbs. Typ., 2 lbs. min. |

Environmental Specifications

| | |
|-----------------------------|-------------------------------|
| Life Test: | 2000 hours, +125°C at 2X WVDC |
| Thermal Shock: | 5 cycles, -55°C to +125°C |
| Moisture Resistance: | MIL-STD-202, Method 106 |

Military Approval

DSCC Drawing Number 05002



ATC 600 Series Capacitors are designed and manufactured to meet and exceed the requirements of EIA-198, MIL-PRF-55681 and MIL-PRF-123.



AMERICAN
ATC North America
sales@atceramics.com

TECHNICAL
ATC Europe
sales@atceramics.com

CERAMICS
ATC Asia
sales@atceramics-asia.com

THE ENGINEERS' CHOICE®
ISO 9001 REGISTERED
COMPANY

THE ENGINEERS' CHOICE™

www.atceramics.com

ATC 001-924; Rev. S, 1/15

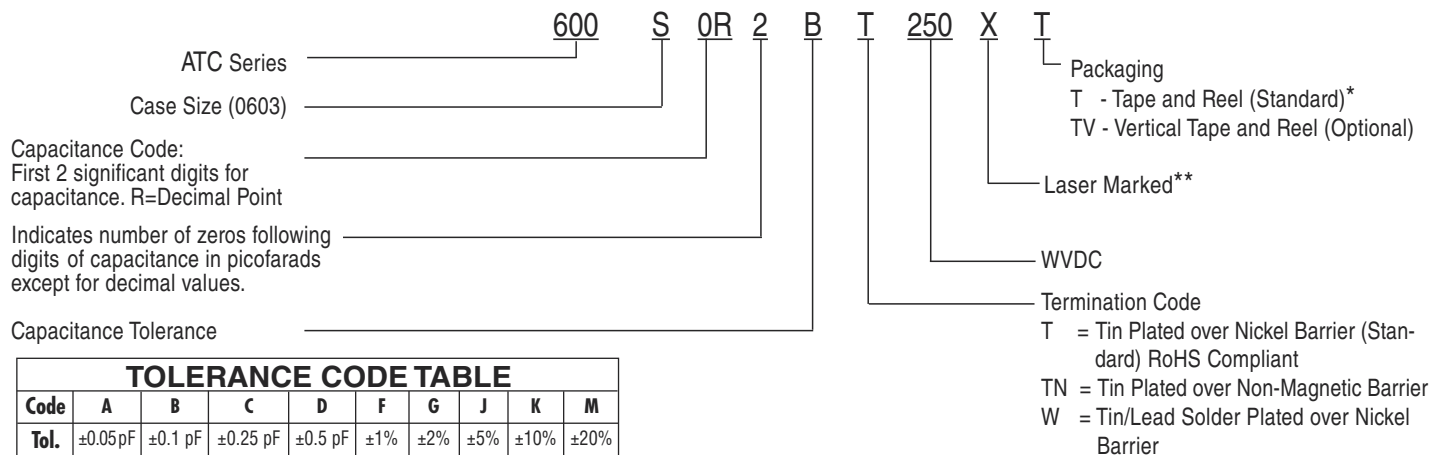
ATC 600S Series Ultra-Low ESR, High Q NPO RF & Microwave Capacitors

Capacitance Values

| Value (pF) | Cap Code | Marking | Tolerances | Value (pF) | Cap Code | Marking | Tolerances | Value (pF) | Cap Code | Marking | Tolerances |
|------------|----------|---------|------------|------------|----------|---------|---------------|------------|----------|---------|---------------|
| 0.1 | 0R1 | A9 | A, B | 2.7 | 2R7 | L0 | A, B, C, D | 20 | 200 | H1 | F, G, J, K, M |
| 0.2 | 0R2 | H9 | A, B | 3.0 | 3R0 | M0 | A, B, C, D | 22 | 220 | J1 | F, G, J, K, M |
| 0.3 | 0R3 | M9 | A, B, C | 3.3 | 3R3 | N0 | A, B, C, D | 24 | 240 | K1 | F, G, J, K, M |
| 0.4 | 0R4 | d9 | A, B, C | 3.6 | 3R6 | P0 | A, B, C, D | 27 | 270 | L1 | F, G, J, K, M |
| 0.5 | 0R5 | f9 | A, B, C | 3.9 | 3R9 | Q0 | A, B, C, D | 30 | 300 | M1 | F, G, J, K, M |
| 0.6 | 0R6 | m9 | A, B, C | 4.3 | 4R3 | R0 | A, B, C, D | 33 | 330 | N1 | F, G, J, K, M |
| 0.7 | 0R7 | n9 | A, B, C | 4.7 | 4R7 | S0 | A, B, C, D | 36 | 360 | P1 | F, G, J, K, M |
| 0.8 | 0R8 | t9 | A, B, C | 5.1 | 5R1 | T0 | A, B, C, D | 39 | 390 | Q1 | F, G, J, K, M |
| 0.9 | 0R9 | y9 | A, B, C | 5.6 | 5R6 | U0 | A, B, C, D | 43 | 430 | R1 | F, G, J, K, M |
| 1.0 | 1R0 | A0 | A, B, C, D | 6.2 | 6R2 | V0 | A, B, C, D | 47 | 470 | S1 | F, G, J, K, M |
| 1.1 | 1R1 | B0 | A, B, C, D | 6.8 | 6R8 | W0 | B, C, J, K | 51 | 510 | T1 | F, G, J, K, M |
| 1.2 | 1R2 | C0 | A, B, C, D | 7.5 | 7R5 | X0 | B, C, J, K | 56 | 560 | U1 | F, G, J, K, M |
| 1.3 | 1R3 | D0 | A, B, C, D | 8.2 | 8R2 | Y0 | B, C, J, K | 62 | 620 | V1 | F, G, J, K, M |
| 1.5 | 1R5 | E0 | A, B, C, D | 9.1 | 9R1 | Z0 | B, C, J, K | 68 | 680 | W1 | F, G, J, K, M |
| 1.6 | 1R6 | F0 | A, B, C, D | 10 | 100 | A1 | F, G, J, K, M | 75 | 750 | X1 | F, G, J, K, M |
| 1.8 | 1R8 | G0 | A, B, C, D | 11 | 110 | B1 | F, G, J, K, M | 82 | 820 | Y1 | F, G, J, K, M |
| 2.0 | 2R0 | H0 | A, B, C, D | 12 | 120 | C1 | F, G, J, K, M | 91 | 910 | Z1 | F, G, J, K, M |
| 2.2 | 2R2 | J0 | A, B, C, D | 15 | 150 | E1 | F, G, J, K, M | 100 | 101 | A2 | F, G, J, K, M |
| 2.4 | 2R4 | K0 | A, B, C, D | 18 | 180 | G1 | F, G, J, K, M | | | | |

*Non-standard values and custom tolerances are available upon request.

ATC Part Number Code



*4,000 pieces on 7" reel and 500 pieces on prototype reel. Consult ATC for other options.

The above part number refers to a 600S Series (case size S) 0.2 pF capacitor, B tolerance (±0.1pF), 250 WVDC, with T termination (Tin Plated over Nickel Barrier, RoHS Compliant), Laser Marking and Tape and Reel packaging.

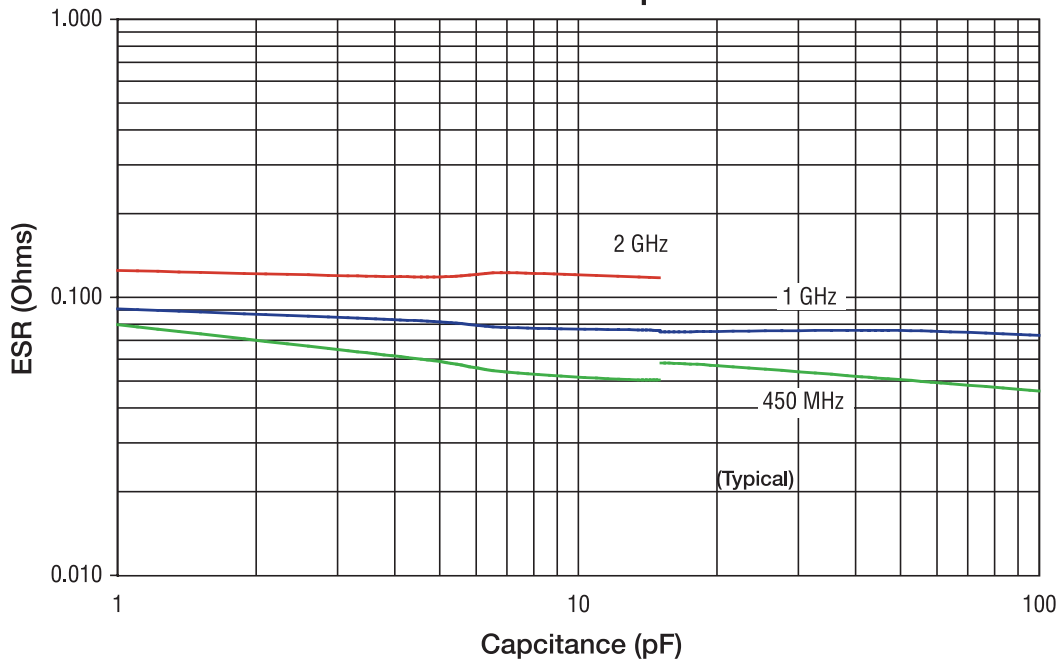
**Marking is optional.

ATC accepts orders for our parts using designations *with* or *without* the "ATC" prefix. Both methods of defining the part number are equivalent, i.e., part numbers referenced with the "ATC" prefix are interchangeable to parts referenced without the "ATC" prefix. Customers are free to use either in specifying or procuring parts from American Technical Ceramics.

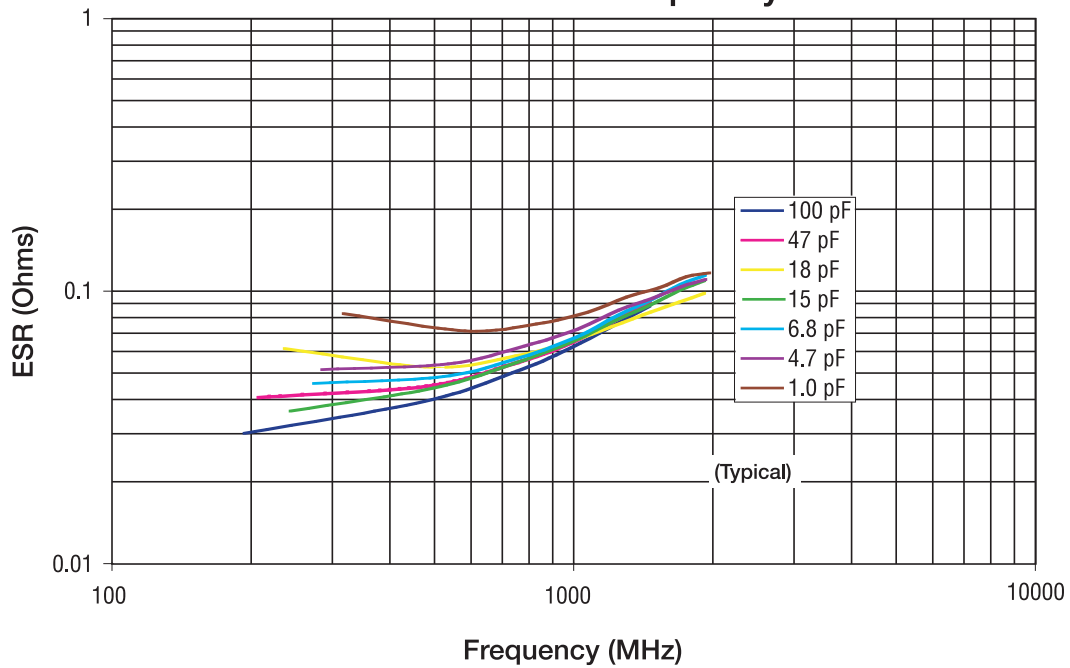
For additional information and catalogs contact your ATC representative or call direct at (631) 622-4700.
 *Consult factory for 500 piece reels for prototyping.
 Consult factory for additional performance data.

Typical Performance Data

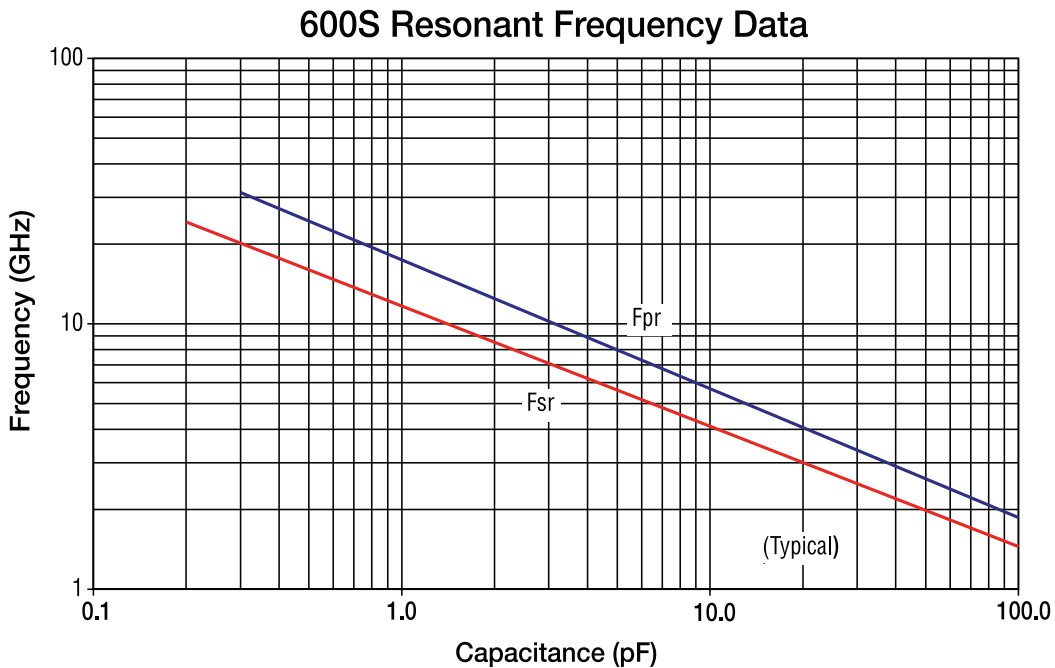
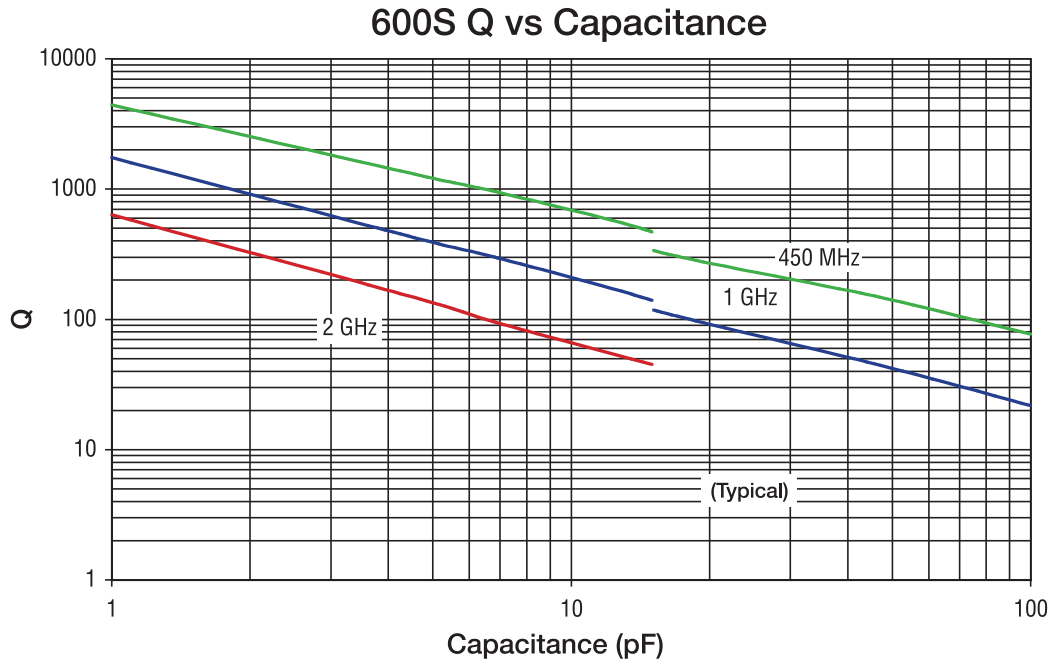
600S ESR vs Capacitance



600S ESR vs Frequency



ATC 600S Series Ultra-Low ESR, High Q NPO RF & Microwave Capacitors



ATC 600 Series Data Sheet Test Condition Description

Capacitors horizontally mounted on 13.3-mil thick Rogers RO4350[®] softboard, 29-mil wide, 1/2 oz. Cu traces.

FSR = lowest frequency at which S11 response, referenced at capacitor edge, crosses real axis on Smith Chart.

FPR = lowest frequency at which there is a notch in S21 magnitude response.

A M E R I C A N T E C H N I C A L C E R A M I C S

ATC North America
sales@atceramics.com

ATC Europe
sales@atceramics.com

ATC Asia
sales@atceramics-asia.com

ATC 600S Series Ultra-Low, High Q ESR, NPO RF & Microwave Capacitors

Outline Dimensions

| | | | |
|--|--|--|-------------|
| | S (0603) L: $.063 \pm .006$ (1.60 ± .15) W: $.032 \pm .006$ (.81 ± .15) | T: $.035$ max. (0.89 max.) Y: $.014 \pm .006$ (0.36 ± 0.15) | Inches (mm) |
| | | | |

Suggested Mounting Pad Dimensions

| | | | | |
|-------------|-----------------------|-----------------|-----------------|-----------------|
| | Case Sizes L, S and F | | | |
| | Case Size | A Min. | B Min. | C Min. |
| 0402 (1005) | .0275 (0.70) | .0354 (0.90) | .0157 (0.40) | .0866 (2.20) |
| 0603 (1608) | .0393 (1.00) | .0433 (1.10) | .0236 (0.60) | .110 (2.80) |
| 0805 (2012) | .0590 (1.50) | .0512 (1.30) | .0236 (0.60) | .1259 (3.20) |
| Inches (mm) | | | | |

Design Kits Each Kit contains a selection of standard capacitor values for circuit prototyping.

| Kit # | Item # | Description | Cap. Value Range (pF) | Cap. Values (pF) | Tol. (pF) | Price |
|---------|-------------|---|-----------------------|---|-----------|---------|
| Kit 25T | DK0025T | 600S Series Ultra-low ESR, High Q Microwave Capacitors 16 different values, 15 pcs. min. per value | 0.1 to 2.0 | 0.1, 0.2, 0.3, 0.4, 0.5, 0.6, 0.7, 0.8, 0.9, 1.0, 1.1, 1.2, 1.5 | ±0.1 | \$90.00 |
| | | | | 1.6, 1.8, 2.0 | ±0.25 | |
| Kit 26T | DK0026T | 600S Series Ultra-low ESR, High Q Microwave Capacitors 16 different values, 15 pcs. min. per value | 1.0 to 10 | 1.0, 1.2, 1.5, 1.8, 2.0, 2.2, 2.4, 2.7, 3.0, 3.3 | ±0.1 | \$90.00 |
| | | | | 3.9, 4.7, 5.6, 6.8, 8.2 | ±0.25 | |
| | | | | 10 | ±5% | |
| Kit 27T | DK0027T | 600S Series Ultra-low ESR, High Q Microwave Capacitors 16 different values, 15 pcs. min. per value | 10 to 100 | 10, 12, 15, 18, 20, 22, 24, 27, 30, 33, 39, 47, 56, 68, 82, 100 | ±5% | \$90.00 |

For Online Kit Orders, Catalog & Application Notes, Visit: www.atceramics.com

A M E R I C A N T E C H N I C A L C E R A M I C S

ATC North America
sales@atceramics.com

ATC Europe
sales@atceramics.com

ATC Asia
sales@atceramics-asia.com

www.atceramics.com

Sales of ATC products are subject to the terms and conditions contained in American Technical Ceramics Corp. Terms and Conditions of Sale (ATC document #001-992 Rev. B 12/05). Copies of these terms and conditions will be provided upon request. They may also be viewed on ATC's website at www.atceramics.com/productfinder/default.asp. Click on the link for Terms and Conditions of Sale.

ATC has made every effort to have this information as accurate as possible. However, no responsibility is assumed by ATC for its use, nor for any infringements of rights of third parties which may result from its use. ATC reserves the right to revise the content or modify its product without prior notice.

© 1999 American Technical Ceramics Corp. All Rights Reserved.

ATC # 001-924; Rev. S, 1/15



AMERICAN
ATC North America
sales@atceramics.com

TECHNICAL
ATC Europe
saleseur@atceramics.com

CERAMICS
ATC Asia
sales@atceramics-asia.com



THE ENGINEERS' CHOICE™

www.atceramics.com

Mouser Electronics

Authorized Distributor

Click to View Pricing, Inventory, Delivery & Lifecycle Information:

AVX:

[600S2R2AW250XT](#) [600S5R1BT250XT](#) [600S101GW250XT](#) [600S330JT250XT](#) [600S200GT250XT](#)
[600S0R6BT250XT](#) [600S390JW250XT](#) [600S101FT250XT](#) [600S240GT250XT](#) [600S4R3CT250XT](#) [600S0R9AT250XT](#)
[600S2R0BW250XT](#) [600S7R5CT250XT](#) [600S180GT250XT](#) [600S3R3CT250XT](#) [600S270FW250XT](#)
[600S5R6CW250XT](#) [600S620GT250XT](#) [600S6R2CT250XT](#) [600S0R3AW250XT](#) [600S1R6AT250XT](#)
[600S430FW250XT](#) [600S0R9BW250XT](#) [600S910JT250XT](#) [600S2R7BW250XT](#) [600S560GT250XT](#) [600S101KT250XT](#)
[600S1R0AW250XT](#) [600S470FT250XT](#) [600S360GT250XT](#) [600S100GT250XT](#) [600S9R1CT250XT](#)
[600S0R7AT250XT](#) [600S0R5AW250XT](#) [600S6R8CT250XT](#) [600S270JT250XT](#) [600S0R8AT250XT](#) [600S820JT250XT](#)
[600S1R8AT250XT](#) [600S220GW250XT](#) [600S3R0BT250XT](#) [600S300FW250XT](#) [600S0R1AT250XT](#)
[600S680FW250XT](#) [600S0R2AT250XT](#) [600S220FT250XT](#) [600S470JW250XT](#) [600S2R2CT250XT](#) [600S0R4AW250XT](#)
[600S120GW250XT](#) [600S1R0BT250XT](#) [600S3R6AT250XT](#) [600S470GT250XT](#) [600S3R9AT250XT](#)
[600S1R2BW250XT](#) [600S220FW250XT](#) [600S1R1AT250XT](#) [600S1R3BT250XT](#) [600S4R3AT250XT](#)
[600S4R7BW250XT](#) [600S0R1AW250XT](#) [600S620JT250XT](#) [600S6R8BT250XT](#) [600S0R4BT250XT](#) [600S180JT250XT](#)
[600S9R1JT250XT](#) [600S100FT250XT](#) [600S9R1BT250XT](#) [600S1R8AW250XT](#) [600S5R1CT250XT](#)
[600S750JT250XT](#) [600S270GT250XT](#) [600S2R4AT250XT](#) [600S2R7CT250XT](#) [600S110FT250XT](#) [600S5R6BT250XT](#)
[600S680GT250XT](#) [600S110JT250XT](#) [600S3R3AW250XT](#) [600S6R2AT250XT](#) [600S390FT250XT](#) [600S100JT250XT](#)
[600S2R0AT250XT](#) [600S0R2AW250XT](#) [600S360JT250XT](#) [600S8R2CW250XT](#) [600S220JT250XT](#) [600S1R8CT250XT](#)
[600S510GT250XT](#) [600S6R8CW250XT](#) [600S0R5BT250XT](#) [600S2R7AT250XT](#) [600S150FW250XT](#)
[600S3R9AW250XT](#) [600S100GW250XT](#) [600S270GW250XT](#) [600S1R5BT250XT](#) [600S0R7BT250XT](#)
[600S300JT250XT](#) [600S4R7CT250XT](#)