

## Turbo 2 ultrafast high voltage rectifier

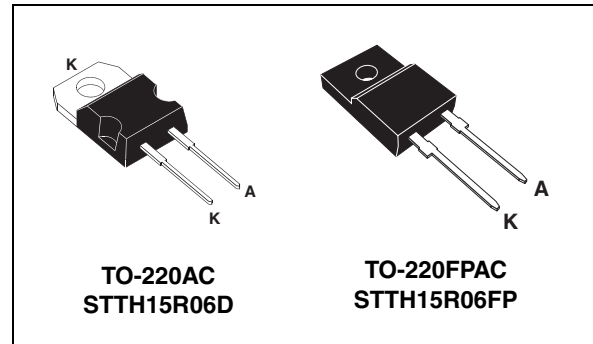
### Features

- Ultrafast switching
- Low reverse recovery current
- Reduces switching losses
- Low thermal resistance

### Description

The STTH15R06D/FP, which is using ST Turbo 2 600 V technology, is specially suited as boost diode in continuous mode power factor corrections and hard switching conditions.

The device is also intended for use as a free wheeling diode in power supplies and other power switching applications.



**Table 1. Device summary**

Symbol	Value
$I_{F(AV)}$	15 A
$V_{RRM}$	600 V
$I_{RM}(typ)$	8 A
$T_j(max)$	175 °C
$V_F(max)$	1.8 V
$t_{rr}(max)$	50 ns

# 1 Characteristics

**Table 2. Absolute ratings (limiting values)**

Symbol	Parameter	Value	Unit	
$V_{RRM}$	Repetitive peak reverse voltage	600	V	
$I_{F(RMS)}$	Forward rms current	30	A	
$I_{F(AV)}$	Average forward current	15	A	
$I_{FSM}$	Surge non repetitive forward current	$T_p = 10$ ms sinusoidal	150	A
$T_{stg}$	Storage temperature range	-65 to + 175	°C	
$T_j$	Maximum operating junction temperature	175	°C	

**Table 3. Thermal parameter**

Symbol	Parameter	Maximum	Unit	
$R_{th(j-c)}$	Junction to case	TO-220AC	1.5	°C/W
		TO-220FPAC	4.0	

**Table 4. Static electrical characteristics**

Symbol	Parameter	Test conditions	Min.	Typ.	Max.	Unit
$I_R$	Reverse leakage current	$T_j = 25$ °C	$V_R = 600$ V		60	$\mu$ A
		$T_j = 125$ °C		70	800	
$V_F$	Forward voltage drop	$T_j = 25$ °C	$I_F = 15$ A		2.9	V
		$T_j = 125$ °C		1.4	1.8	

To evaluate the maximum conduction losses use the following equation:

$$P = 1.16 \times I_{F(AV)} + 0.043 I_{F(RMS)}^2$$

Table 5. Dynamic electrical characteristics

Symbol	Parameter	Test conditions		Min.	Typ.	Max.	Unit
$t_{rr}$	Reverse recovery time	$T_j = 25\text{ °C}$	$I_F = 0.5\text{ A}$ , $I_{rr} = 0.25\text{ A}$ , $I_R = 1\text{ A}$			30	ns
			$I_F = 1\text{ A}$ , $di_F/dt = -50\text{ A}/\mu\text{s}$ , $V_R = 30\text{ V}$			50	
$I_{RM}$		$T_j = 125\text{ °C}$	$I_F = 15\text{ A}$ , $di_F/dt = -200\text{ A}/\mu\text{s}$ , $V_R = 400\text{ V}$		7.5	9.0	A
$S_{factor}$					0.15		-
$Q_{rr}$					220		nC
$t_{fr}$	Forward recovery time	$T_j = 25\text{ °C}$	$I_F = 15\text{ A}$ , $di_F/dt = 120\text{ A}/\mu\text{s}$ $V_{FR} = 1.1 \times V_{Fmax}$			200	ns
$V_{FP}$	Forward recovery voltage					6	V

Figure 1. Conduction losses versus average current

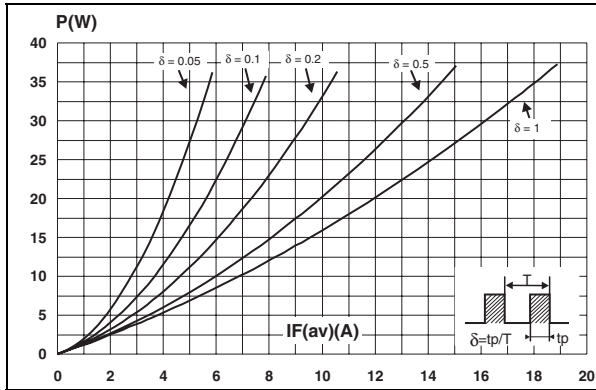


Figure 2. Forward voltage drop versus forward current

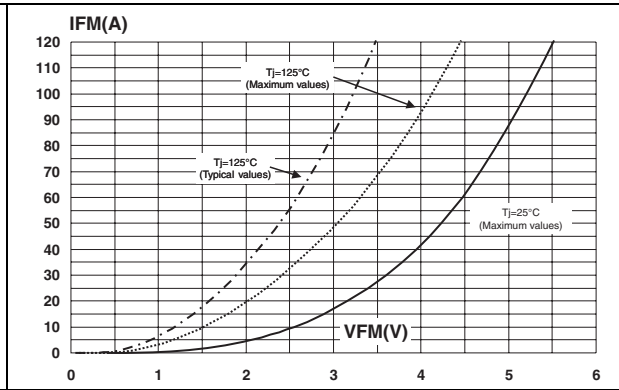


Figure 3. Relative variation of thermal impedance junction to case versus pulse duration (TO-220AC)

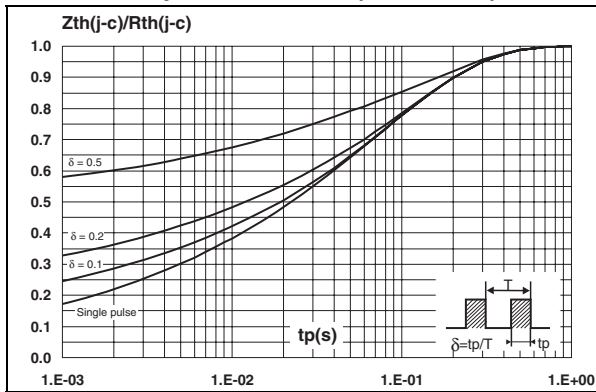


Figure 4. Relative variation of thermal impedance junction to case versus pulse duration (TO-220FPAC)

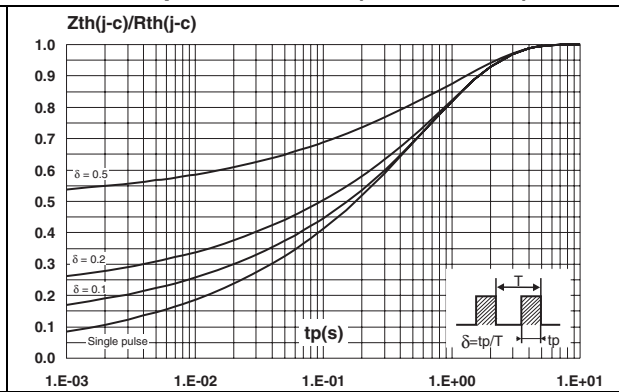


Figure 5. Peak reverse recovery current versus  $dI_F/dt$  (90% confidence)

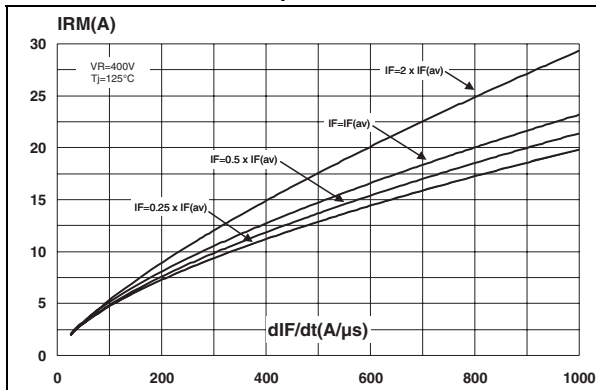


Figure 6. Reverse recovery time versus  $dI_F/dt$  (90% confidence)

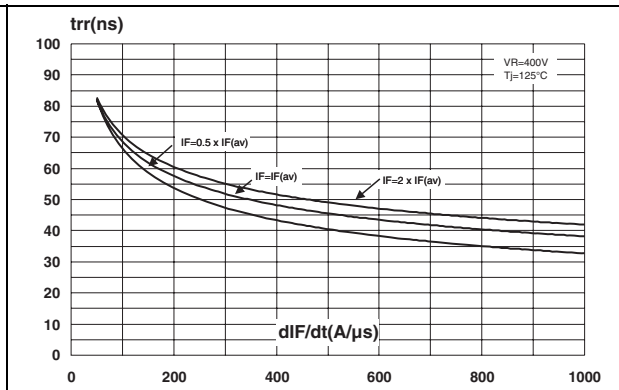


Figure 7. Reverse recovery charges versus  $di_F/dt$  (90% confidence)

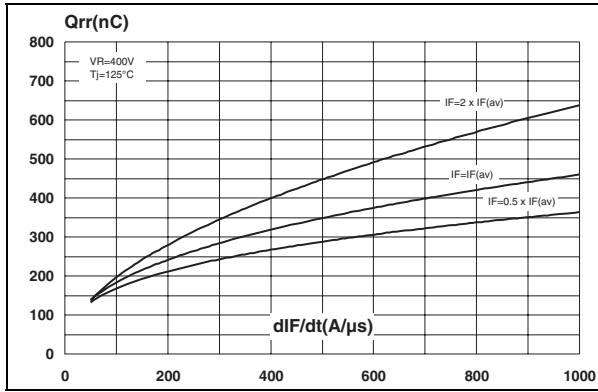


Figure 8. Softness factor versus  $di_F/dt$  (typical values)

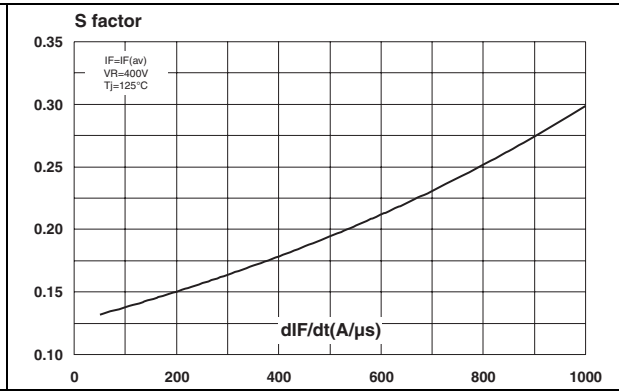


Figure 9. Relative variation of dynamic parameters versus junction temperature

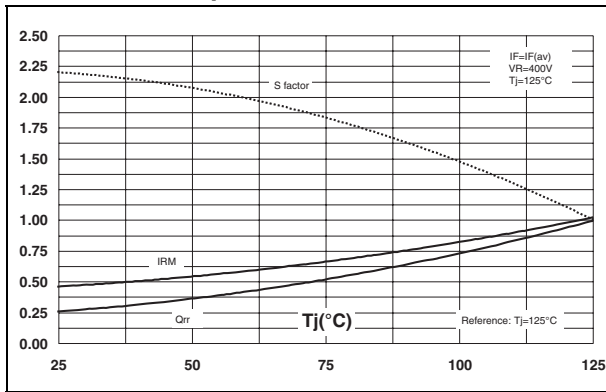


Figure 10. Transient peak forward voltage versus  $di_F/dt$  (90% confidence)

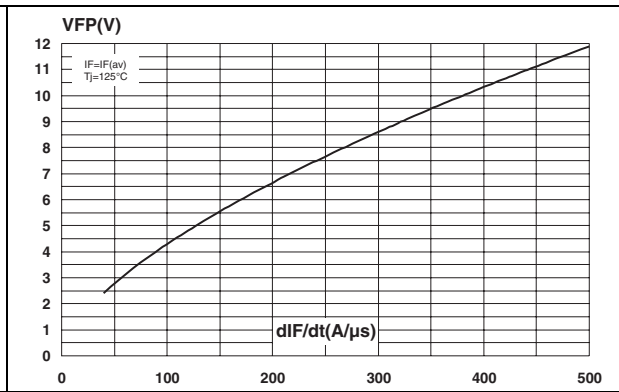


Figure 11. Forward recovery time versus  $di_F/dt$  (90% confidence)

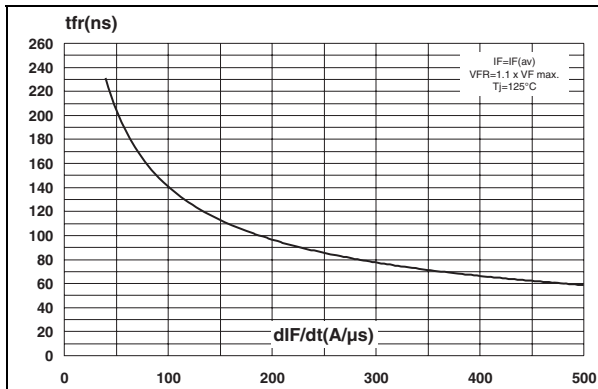
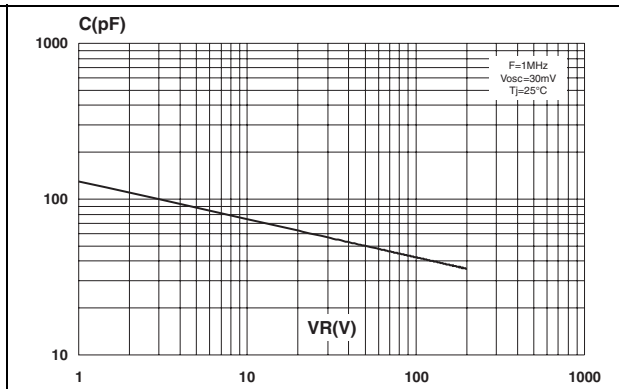


Figure 12. Junction capacitance versus reverse voltage applied (typical values)

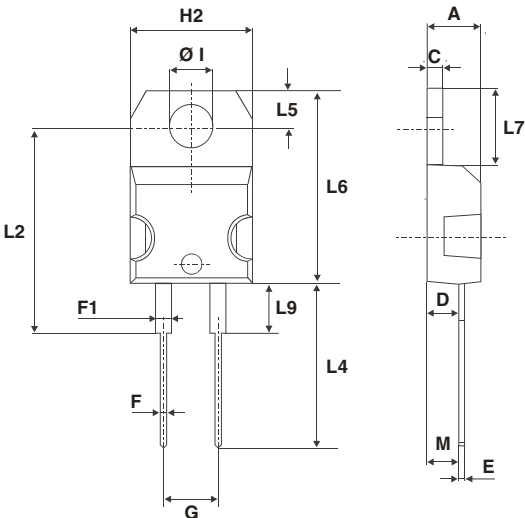


## 2 Package information

- Epoxy meets UL94, V0
- Cooling method: by conduction (C)
- Recommended torque value: 0.4 to 0.6 N·m

In order to meet environmental requirements, ST offers these devices in different grades of ECOPACK® packages, depending on their level of environmental compliance. ECOPACK® specifications, grade definitions and product status are available at: [www.st.com](http://www.st.com). ECOPACK® is an ST trademark.

**Table 6. TO-220AC dimensions**



Ref.	Dimensions			
	Millimeters		Inches	
	Min.	Max.	Min.	Max.
A	4.40	4.60	0.173	0.181
C	1.23	1.32	0.048	0.051
D	2.40	2.72	0.094	0.107
E	0.49	0.70	0.019	0.027
F	0.61	0.88	0.024	0.034
F1	1.14	1.70	0.044	0.066
G	4.95	5.15	0.194	0.202
H2	10.00	10.40	0.393	0.409
L2	16.40 typ.		0.645 typ.	
L4	13.00	14.00	0.511	0.551
L5	2.65	2.95	0.104	0.116
L6	15.25	15.75	0.600	0.620
L7	6.20	6.60	0.244	0.259
L9	3.50	3.93	0.137	0.154
M	2.6 typ.		0.102 typ.	
Diam. I	3.75	3.85	0.147	0.151

Table 7. TO-220FPAC dimensions

Ref.	Dimensions			
	Millimeters		Inches	
	Min.	Max.	Min.	Max.
A	4.4	4.6	0.173	0.181
B	2.5	2.7	0.098	0.106
D	2.5	2.75	0.098	0.108
E	0.45	0.70	0.018	0.027
F	0.75	1	0.030	0.039
F1	1.15	1.70	0.045	0.067
G	4.95	5.20	0.195	0.205
G1	2.4	2.7	0.094	0.106
H	10	10.4	0.393	0.409
L2	16 Typ.		0.63 Typ.	
L3	28.6	30.6	1.126	1.205
L4	9.8	10.6	0.386	0.417
L5	2.9	3.6	0.114	0.142
L6	15.9	16.4	0.626	0.646
L7	9.00	9.30	0.354	0.366
Dia.	3.00	3.20	0.118	0.126

### 3 Ordering information

**Table 8. Ordering information**

Order code	Marking	Package	Weight	Base qty	Delivery mode
STTH15R06D	STTH15R06D	TO-220AC	1.9 g	50	Tube
STTH15R06FP	STTH15R06FP	TO-220FPAC	1.7 g	50	Tube

### 4 Revision history

**Table 9. Document revision history**

Date	Revision	Changes
Jan-2002	1B	Last issue.
18-Jul-2011	2	Updated I <sub>FSM</sub> from 120 A to 150 A.



**Please Read Carefully:**

Information in this document is provided solely in connection with ST products. STMicroelectronics NV and its subsidiaries ("ST") reserve the right to make changes, corrections, modifications or improvements, to this document, and the products and services described herein at any time, without notice.

All ST products are sold pursuant to ST's terms and conditions of sale.

Purchasers are solely responsible for the choice, selection and use of the ST products and services described herein, and ST assumes no liability whatsoever relating to the choice, selection or use of the ST products and services described herein.

No license, express or implied, by estoppel or otherwise, to any intellectual property rights is granted under this document. If any part of this document refers to any third party products or services it shall not be deemed a license grant by ST for the use of such third party products or services, or any intellectual property contained therein or considered as a warranty covering the use in any manner whatsoever of such third party products or services or any intellectual property contained therein.

**UNLESS OTHERWISE SET FORTH IN ST'S TERMS AND CONDITIONS OF SALE ST DISCLAIMS ANY EXPRESS OR IMPLIED WARRANTY WITH RESPECT TO THE USE AND/OR SALE OF ST PRODUCTS INCLUDING WITHOUT LIMITATION IMPLIED WARRANTIES OF MERCHANTABILITY, FITNESS FOR A PARTICULAR PURPOSE (AND THEIR EQUIVALENTS UNDER THE LAWS OF ANY JURISDICTION), OR INFRINGEMENT OF ANY PATENT, COPYRIGHT OR OTHER INTELLECTUAL PROPERTY RIGHT.**

**UNLESS EXPRESSLY APPROVED IN WRITING BY AN AUTHORIZED ST REPRESENTATIVE, ST PRODUCTS ARE NOT RECOMMENDED, AUTHORIZED OR WARRANTED FOR USE IN MILITARY, AIR CRAFT, SPACE, LIFE SAVING, OR LIFE SUSTAINING APPLICATIONS, NOR IN PRODUCTS OR SYSTEMS WHERE FAILURE OR MALFUNCTION MAY RESULT IN PERSONAL INJURY, DEATH, OR SEVERE PROPERTY OR ENVIRONMENTAL DAMAGE. ST PRODUCTS WHICH ARE NOT SPECIFIED AS "AUTOMOTIVE GRADE" MAY ONLY BE USED IN AUTOMOTIVE APPLICATIONS AT USER'S OWN RISK.**

Resale of ST products with provisions different from the statements and/or technical features set forth in this document shall immediately void any warranty granted by ST for the ST product or service described herein and shall not create or extend in any manner whatsoever, any liability of ST.

ST and the ST logo are trademarks or registered trademarks of ST in various countries.

Information in this document supersedes and replaces all information previously supplied.

The ST logo is a registered trademark of STMicroelectronics. All other names are the property of their respective owners.

© 2011 STMicroelectronics - All rights reserved

STMicroelectronics group of companies

Australia - Belgium - Brazil - Canada - China - Czech Republic - Finland - France - Germany - Hong Kong - India - Israel - Italy - Japan - Malaysia - Malta - Morocco - Philippines - Singapore - Spain - Sweden - Switzerland - United Kingdom - United States of America

[www.st.com](http://www.st.com)

# Mouser Electronics

Authorized Distributor

Click to View Pricing, Inventory, Delivery & Lifecycle Information:

[STMicroelectronics:](#)

[STTH15R06D](#) [STTH15R06FP](#)