

CERAMIC SMD ULTRA MINIATURE QUARTZ CRYSTAL



2.5 x 2.0 x 0.5 mm

ABM10

Moisture Sensitivity Level (MSL) – This product is Hermetically Sealed and not Moisture Sensitive - MSL = N/A: Not Applicable **Pb** | RoHS/RoHS II Compliant

FEATURES:

- 2.5 x 2.0 x 0.5mm ultra miniature package
- Suitable for RoHS reflow profile
- Tight stability available ± 10 ppm over -10 to +60°C
- Seam sealed ceramic package assures high precision and reliability

APPLICATIONS:

- Blue-tooth, Wireless applications
- Computers, Modems, Microprocessors
- Communication, Test equipment
- High density applications
- PCMCIA
- Portable radios and MP3 players

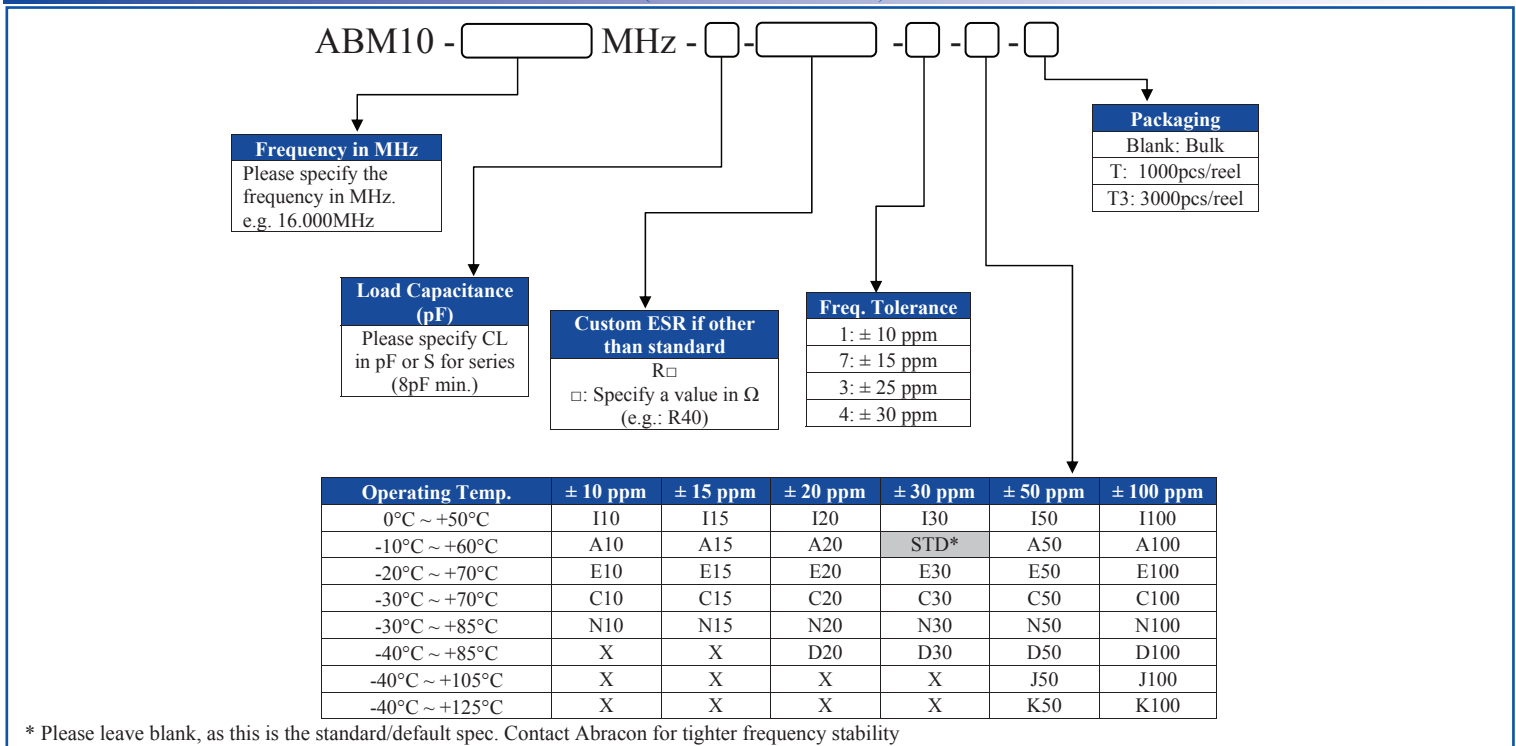
STANDARD SPECIFICATIONS:

Parameters	Minimum	Typical	Maximum	Units	Notes
Frequency Range	12.000		55.000	MHz	Fundamental
Operation Mode	Fundamental				
Operating Temperature	-10		+60	°C	See options
Storage Temperature	-40		+125	°C	
Frequency Tolerance @+25°C			± 20	ppm	See options
Frequency Stability over the Operating Temperature (ref. to +25°C)			± 30	ppm	See options
Equivalent series resistance (R1)	See table 1 below				
Shunt capacitance (C0)			7	pF	
Load capacitance (CL)	10			pF	Standard (See options if other than STD)
Drive Level		10	100	μ W	
Aging@25°C ± 3 °C			± 5	ppm	First year
Insulation Resistance	500			M Ω	@ 100Vdc ± 15 V

Table 1 – standard ESR

Frequency (MHz)	ESR(Ω) max.
12.000 – 15.999	250
16.000 – 19.999	150
20.000 – 29.999	100
30.000 – 55.000	70

OPTIONS & PART IDENTIFICATION: (Left blank if standard)



* Please leave blank, as this is the standard/default spec. Contact Abracon for tighter frequency stability

CERAMIC SMD ULTRA MINIATURE QUARTZ CRYSTAL

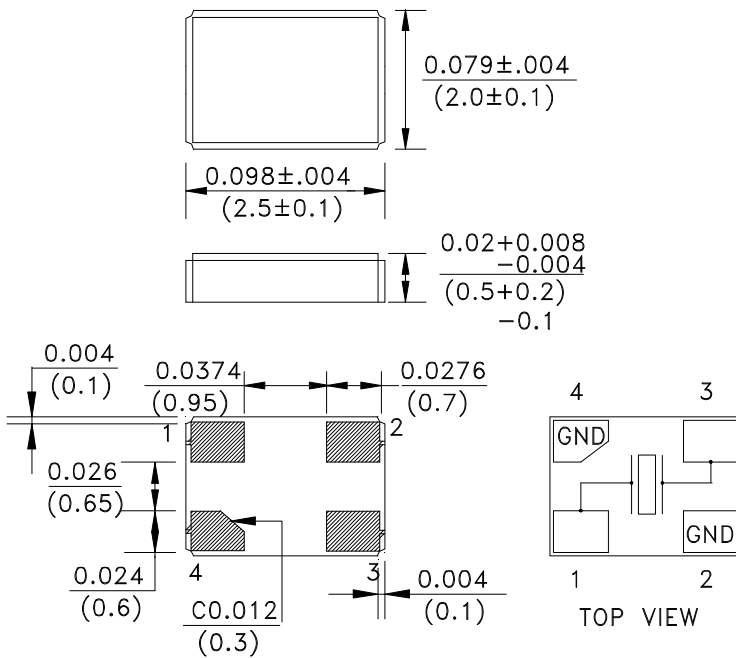


2.5 x 2.0 x 0.5 mm

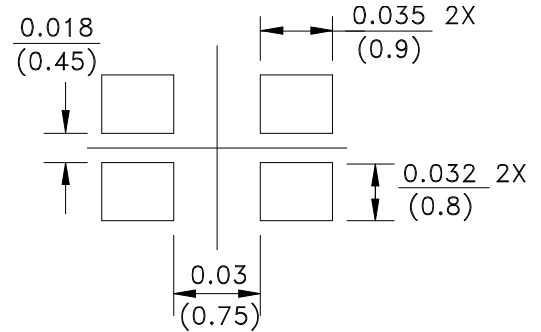
ABM10

RoHS/RoHS II Compliant

OUTLINE DRAWING:



Recommended land pattern

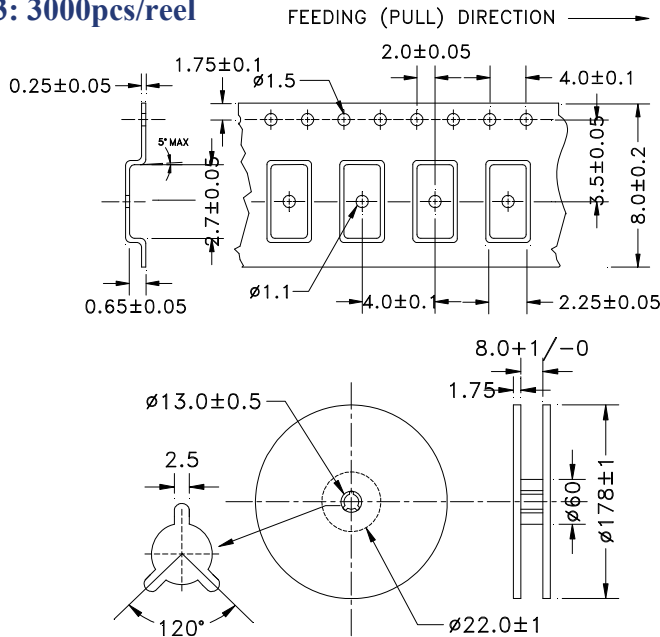


Note: From the top view (marking side), pin #1 is always located at the bottom left corner of the package. This is regardless of the location of the Chamfer, since due to material availability, the Chamfer could be located on pin#1, 2 or 4. Be advised that the Chamfer location has no impact on the electrical performance of the device.

Dimensions: inches (mm)

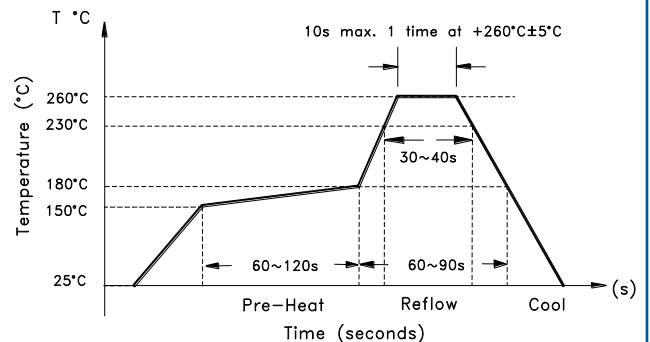
TAPE & REEL:

T: 1000pcs/reel
T3: 3000pcs/reel



Dimensions: mm

REFLOW PROFILE:



Need a test socket for the ABM10 Series? To view compatible **PRECISION TEST & BURN-IN SOCKETS** for these parts, [click here](#). P/N: **AXS-2520-04-10**

ATTENTION: Abracon Corporation's products are COTS – Commercial-Off-The-Shelf products; suitable for Commercial, Industrial and, where designated, Automotive Applications. Abracon's products are not specifically designed for Military, Aviation, Aerospace, Life-dependant Medical applications or any application requiring high reliability where component failure could result in loss of life and/or property. For applications requiring high reliability and/or presenting an extreme operating environment, written consent and authorization from Abracon Corporation is required. Please contact Abracon Corporation for more information.

ABRACON IS
ISO9001:2008
CERTIFIED



2 Faraday, Suite# B | Irvine | CA 92618 **Revised: 04.21.15**
Ph. 949.546.8000 | Fax. 949.546.8001
Visit www.abracon.com for Terms and Conditions of Sale