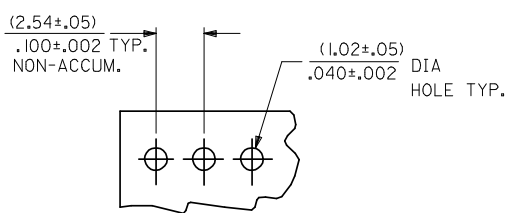
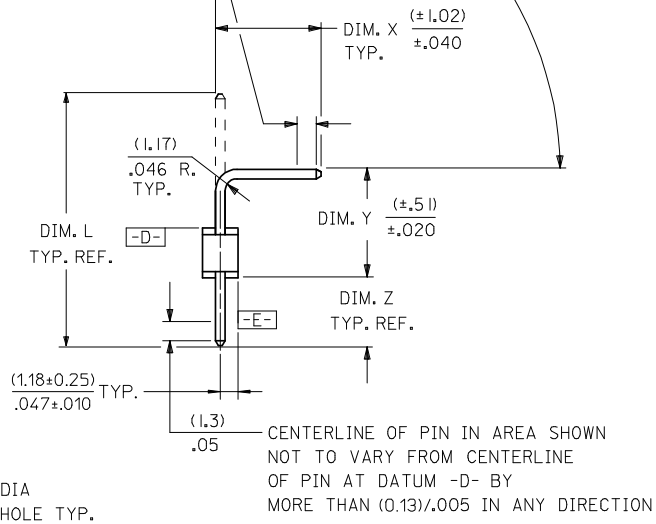
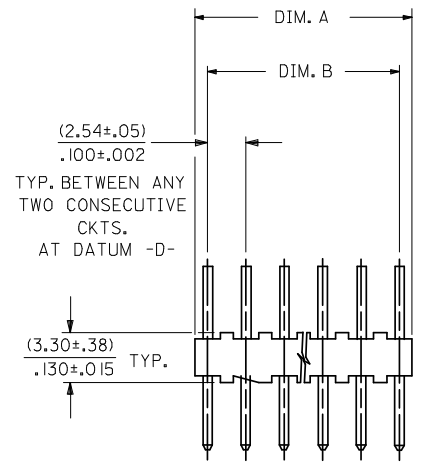


CENTERLINE OF PIN IN AREA SHOWN
NOT TO VARY FROM CENTERLINE
OF PIN AT DATUM -E- BY
MORE THAN (0.20)/.008 IN ANY DIRECTION



PCB LAYOUT: COMPONENT SIDE
TYPICAL PCB THICKNESS: (1.57)/.062

NOTES:

- MATERIAL: NYLON, UL 94V-0, COLOR: WHITE
- FINISH:
 - (102) OVERALL TIN: 0.00508/0.00200 MIN. OVER COPPER UNDERPLATE: 0.00254/0.00100 MIN.
 - (103) OVERALL TIN: 0.00508/0.00200 MIN. OVER COPPER UNDERPLATE: 0.00127/0.00050 MIN.
 - (501) OVERALL GOLD: 0.00051/0.00020 MIN. OVER NICKEL UNDERPLATE: 0.00076/0.00030 MIN.
 - (503) OVERALL GOLD: 0.00076/0.00030 MIN. OVER NICKEL UNDERPLATE: 0.00127/0.00050 MIN.
 - (508) OVERALL GOLD: 0.00076/0.00030 MIN. OVER NICKEL UNDERPLATE: 0.00076/0.00030 MIN.
 - (516) OVERALL GOLD: 0.00025/0.00010 MIN. OVER NICKEL UNDERPLATE: 0.00076/0.00030 MIN.
- PARTS CONFORM TO PRODUCT SPECIFICATION PS-10-07.
- PACKAGING INFORMATION: SEE LEGEND.
- PINS MUST CONFORM TO SOLDERABILITY SPECIFICATION SMES-152.
- PIN PUSHOUT FORCE: 2 LBS. MIN.
- PARTS ARE STACKABLE END TO END AND SIDE TO SIDE ON (2.54)/.100 CENTERS.
- THE PRIMARY SHIPPING CARTON WILL BE LABELED, "COMPLIANT TO RoHS DIRECTIVE 2002/95/EC AND ELV ANNEX II OF DIRECTIVE 2000/53/EC." CARTONS WITHOUT THIS LABEL MAY CONTAIN PRODUCT WITH TIN-LEAD PLATING.
- PARTS CONFORM TO CLASS B REQUIREMENTS OF COSMETIC SPECIFICATION PS-45499-002.

A-4094-N * * *
NO. OF CKTS. * * *
VERSION * * *
LETTER CHANGES WHEN PIN NO. OR PRESS DIM. CHANGES.
PLATING CODE * * *
SEE NOTE 2

SECONDARY OPERATIONS	
CODE	PACKAGE
BLANK	BULK PER PK-4094-001
A	PK-40873-0020

CKTS. NO. OF	DIM. B	DIM. A
2	.100 ± .002 (2.54 ± .05)	.190 ± .008 (4.83 ± .20)
3	.200 ± .005 (5.08 ± .13)	.290 ± .008 (7.37 ± .20)
4	.300 ± .005 (7.62 ± .13)	.390 ± .008 (9.91 ± .20)
5	.400 ± .005 (10.16 ± .13)	.490 ± .008 (12.45 ± .20)
6	.500 ± .006 (12.70 ± .15)	.590 ± .009 (14.99 ± .23)
7	.600 ± .006 (15.24 ± .15)	.690 ± .009 (17.53 ± .23)
8	.700 ± .006 (17.78 ± .15)	.790 ± .009 (20.07 ± .23)
9	.800 ± .007 (20.32 ± .18)	.890 ± .010 (22.61 ± .25)
10	.900 ± .007 (22.86 ± .18)	.990 ± .010 (25.15 ± .25)
11	1.000 ± .007 (25.40 ± .18)	1.090 ± .010 (27.69 ± .25)
12	1.100 ± .008 (27.94 ± .20)	1.190 ± .011 (30.23 ± .28)
13	1.200 ± .008 (30.48 ± .20)	1.290 ± .011 (32.77 ± .28)
14	1.300 ± .008 (33.02 ± .20)	1.390 ± .011 (35.31 ± .28)
15	1.400 ± .008 (35.56 ± .20)	1.490 ± .011 (37.85 ± .28)
16	1.500 ± .008 (38.10 ± .20)	1.590 ± .011 (40.39 ± .28)
17	1.600 ± .009 (40.64 ± .23)	1.690 ± .012 (42.93 ± .30)
18	1.700 ± .009 (43.18 ± .23)	1.790 ± .012 (45.47 ± .30)
19	1.800 ± .009 (45.72 ± .23)	1.890 ± .012 (48.01 ± .30)
20	1.900 ± .009 (48.26 ± .23)	1.990 ± .012 (50.55 ± .30)
21	2.000 ± .010 (50.80 ± .25)	2.090 ± .013 (53.09 ± .33)
22	2.100 ± .010 (53.34 ± .25)	2.190 ± .013 (55.63 ± .33)
23	2.200 ± .010 (55.88 ± .25)	2.290 ± .013 (58.17 ± .33)
24	2.300 ± .010 (58.42 ± .25)	2.390 ± .013 (60.71 ± .33)
25	2.400 ± .011 (60.96 ± .28)	2.490 ± .014 (63.25 ± .36)
26	2.500 ± .011 (63.50 ± .28)	2.590 ± .014 (65.79 ± .36)
27	2.600 ± .011 (66.04 ± .28)	2.690 ± .014 (68.33 ± .36)
28	2.700 ± .011 (68.58 ± .28)	2.790 ± .014 (70.87 ± .36)

14	AD1
13	AD1
12	AD1
11	AD1
10	AD1
9	AD1
8	AD1
7	AD1
6	AD1
5	AD1
4	AD1
3	AD1
2	AD1
1	AD3

ADD 1:18 DIMENSION EC NO: UCP2009-0323 DRWG:GVERILL 2008/08/22 CHKD:HK/PPER 2008/08/26 APPR:FSM/LTH 2008/08/27 REV: AD3	QUALITY SYMBOLS ▽=0 ▽=0	GENERAL TOLERANCES (UNLESS SPECIFIED) <table border="1"> <tr><th colspan="2">mm</th><th colspan="2">INCH</th></tr> <tr><td>4 PLACES</td><td>± ---</td><td>± ---</td><td>± ---</td></tr> <tr><td>3 PLACES</td><td>± ---</td><td>± .005</td><td>± .005</td></tr> <tr><td>2 PLACES</td><td>± 0.13</td><td>± .01</td><td>± .01</td></tr> <tr><td>1 PLACE</td><td>± 0.25</td><td>± ---</td><td>± ---</td></tr> </table> ANGULAR ±1/2°	mm		INCH		4 PLACES	± ---	± ---	± ---	3 PLACES	± ---	± .005	± .005	2 PLACES	± 0.13	± .01	± .01	1 PLACE	± 0.25	± ---	± ---	DIMENSION STYLE MM/IN SCALE --- INCH DESIGN UNITS INCH THIRD ANGLE PROJECTION	DRAWN BY KSS DATE 1984/09/10 CHECKED BY NP DATE 1984/09/10 APPROVED BY KJA DATE 1984/09/10	TITLE WAFER ASSY FLAT MINI KK (4030 WITH BENT PINS) 4094 SERIES DRAWING	MATERIAL NO. SEE CHART DOCUMENT NO. SDA-4094 SHEET NO. 1 OF 14
	mm		INCH																							
4 PLACES	± ---	± ---	± ---																							
3 PLACES	± ---	± .005	± .005																							
2 PLACES	± 0.13	± .01	± .01																							
1 PLACE	± 0.25	± ---	± ---																							
DRAFT WHERE APPLICABLE MUST REMAIN WITHIN DIMENSIONS		THIS DRAWING CONTAINS INFORMATION THAT IS PROPRIETARY TO MOLEX INCORPORATED AND SHOULD NOT BE USED WITHOUT WRITTEN PERMISSION																								

	13	12	11	10	9	8	7	6	5	4	3	2	1					
J	ENG. NO.	PIN NO.	DIM. L	DIM. X	DIM. Z	DIM. Y	DIM. W	DIM. T	ENG. NO.	PIN NO.	DIM. L	DIM. X	DIM. Z	DIM. Y	DIM. W	DIM. T	J	
I	A-4094-NA102	2766-3(102)	(17.45) .687	(9.30) .366	(3.15) .124	(6.30) .248	90°		A-4094-NCM501	2766-1(501)	(14.22) .560	(4.47) .176	(5.92) .233	(5.11) .201	90°		I	
I	A-4094-NA501	2766-3(501)	(17.45) .687	(9.30) .366	(3.15) .124	(6.30) .248	90°		A-4094-NCN501	2766-53(501)	(20.85) .821	SEE SHT. 7			90°		I	
I	A-4094-NAB102	2766-40(102)	(23.80) .937	(14.99) .590	(3.78) .149	(6.30) .248	90°		A-4094-NCR501	2766-73(501)	(22.71) .894	(13.92) .548	(3.48) .137	(6.60) .260	90°		I	
I	A-4094-NAC102	2766-54(102)	(17.86) .703	(9.68) .381	(4.32) .170	(5.13) .202	90°		A-4094-NCS501	4166-74(501)	(31.24) 1.230	(22.23) .875	(3.71) .146	(6.60) .260	90°		I	
I	A-4094-NAJ102	2766-8(102)	(21.39) .842	(10.19) .401	(4.09) .161	(8.41) .331	90°		A-4094-NCV501	2766-28(501)	(15.88) .625	(7.65) .301	(3.23) .127	(6.30) .248	90°		I	
I	A-4094-NAL102	2766-8(102)	(21.39) .842	(12.47) .491	(3.91) .154	(6.30) .248	90°		A-4094-NCY508		SEE SHT. 8			90°		I		
H	A-4094-NAM102	2766-3(102)	(17.45) .687	(4.93) .194	(7.29) .287	(6.53) .257	90°		A-4094-NCZ501	2766-3(501)	(17.45) .687	(9.30) .366	(2.31) .091	(7.11) .280	90°		H	
H	A-4094-NAP102	2766-3(102)	(17.45) .687	(8.41) .331	(3.78) .149	(6.55) .258	90°		A-4094-NJ102	2766-28(102)	(15.88) .625	(6.63) .261	(3.02) .119	(9.73) .383	55°		H	
H	A-4094-NB102	2766-43(102)	(13.46) .530	(4.85) .191	(3.61) .142	(6.30) .248	90°		A-4094-NM102	2766-3(102)	(17.45) .687	(7.44) .293	(2.84) .112	(8.46) .333	90°		H	
G	A-4094-NBE102	2766-37(102)	(20.32) .800	(11.53) .454	(3.56) .140	(6.50) .256	90°		A-4094-NR102	2766-37(102)	(20.32) .800	(12.24) .482	(3.07) .121	(6.30) .248	90°		G	
G	A-4094-NBE501	2766-37(501)	(20.32) .800	(11.53) .454	(3.56) .140	(6.50) .256	90°		A-4094-NRG501	2766-53(501)	(20.85) .821	(12.32) .485	(3.53) .139	(6.30) .248	90°		G	
G	A-4094-NBF102	2766-4(102)	(18.69) .736	(9.30) .366	(2.79) .110	(7.87) .310	90°		A-4094-NW102	2766-37(102)	(20.32) .800	(9.30) .366	(3.61) .142	(8.71) .343	90°		G	
G	A-4094-NBF501	2766-4(501)	(18.69) .736	(9.30) .366	(2.79) .110	(7.87) .310	90°		A-4094-NZ102	2766-3(102)	(17.45) .687	(5.13) .202	(7.95) .313	(5.66) .223	90°		G	
F	A-4094-NBH102	2766-37(102)	(20.32) .800	(11.71) .461	(2.31) .091	(7.57) .298	90°		A-4094-NH102	2766-1(102)	(14.22) .560	(5.23) .206	(3.96) .156	(6.30) .248	90°		F	
F	A-4094-NBK103	4166-11(103)	(16.51) .650	(5.00) .197	(7.67) .302	(5.13) .202	90°		A-4094-NDA102	4166-38(102)	(27.00) 1.063	(9.30) .366	(3.15) .124	(15.82) .623	90°		F	
F	A-4094-NBJ102	2766-4(102)	(18.69) .736	(9.42) .371	(3.63) .143	(6.93) .273	90°		A-4094-NDB102	4166-30(102)	(30.48) 1.200	(9.30) .366	(3.07) .121	(19.38) .763	90°		F	
F	A-4094-NBJ501	2766-4(501)	(18.69) .736	(9.42) .371	(3.63) .143	(6.93) .273	90°		A-4094-NDC102	2766-40(102)	(23.80) .937	(12.70) .500	(3.15) .124	(9.22) .363	90°		F	
F	A-4094-NBL102	2766-8(102)	(21.39) .842	(3.81) .150	(3.05) .120	(17.60) .693	25°		A-4094-NA508	2766-3(508)	(17.45) .687	(9.30) .366	(3.15) .124	(6.30) .248	90°		F	
F	A-4094-NBM102	2766-28(102)	(15.88) .625	(5.79) .228	(4.06) .160	(6.30) .248	139°		A-4094-NDD102	2766-60(102)	(23.24) .915	(9.53) .375	(8.64) .340	(6.35) .250	90°		F	
F	A-4094-NBP102	2766-3(102)	(17.45) .687	(9.07) .357	(7.87) .310	(5.82) .229	105°		A-4094-NAR102	2766-26(102)	(14.99) .590	(4.06) .160	(8.03) .316	(4.09) .161	90°		F	
F	A-4094-NBR501	2766-52(501)	(14.61) .575	(9.30) .366	(1.63) .064	(4.90) .193	90°		A-4094-NAT102	2766-4(102)	(18.69) .736	(8.26) .325	(3.28) .129	(12.75) .502	45°		F	
F	A-4094-NBT102	2766-39(102)	(12.70) .500	(6.38) .251	(2.79) .110	(4.78) .188	90°		A-4094-NAT501	2766-4(501)	(18.69) .736	(8.26) .325	(3.28) .129	(12.75) .502	45°		F	
F	A-4094-NCA102	2766-57(102)	(13.84) .545	(5.23) .206	(3.61) .142	(6.30) .248	90°		A-4094-NDE501	2766-73(501)	(22.71) .894	(9.98) .393	(3.00) .118	(11.00) .433	90°		F	
F	A-4094-NCC102	2766-73(102)	(22.71) .894	(10.74) .423	(3.25) .128	(13.61) .536	60°		A-4094-NDF102	2766-16(102)	(22.23) .875	(6.12) .241	(11.05) .435	(6.35) .250	90°		F	
F	A-4094-NCE102	2766-54(102)	(17.86) .703	(9.14) .360	(3.91) .154	(6.10) .240	90°		A-4094-NDG102	2766-39(102)	(12.70) .500	(4.60) .181	(3.10) .122	(6.30) .248	90°		F	
F	A-4094-NCM102	2766-1(102)	(14.22) .560	(4.47) .176	(5.92) .233	(5.11) .201	90°		A-4094-NBK102	4166-11(102)	(16.51) .650	(5.00) .197	(7.67) .302	(5.13) .202	90°		F	
B	UPDATE TITLE BLOCK EC NO: UCP2005-2329 DRAWN: ADERR 2005/07/26 CHKD: LSHMI DT 2005/07/27 APPR: FSM TH 2005/07/27 DESCRIPTION						QUALITY SYMBOLS ▽=0 ▽=0		GENERAL TOLERANCES (UNLESS SPECIFIED) mm INCH 4 PLACES ± --- ± --- 3 PLACES ± --- ± .005 2 PLACES ± 0.13 ± .01 1 PLACE ± 0.25 ± --- ANGULAR ±1/2°		DIMENSION STYLE MM/IN DRAWN BY DATE KSS 1984/09/10 CHECKED BY DATE NP 1984/09/10 APPROVED BY DATE KJA 1984/09/10		SCALE --- DESIGN UNITS INCH THIRD ANGLE PROJECTION		TITLE WAFER ASSY FLAT MINI KK (4030 WITH BENT PINS) 4094 SERIES DRAWING MOLEX INCORPORATED		MATERIAL NO. SEE CHART DOCUMENT NO. SDA-4094 SHEET NO. 2 OF 14	
A							DRAFT WHERE APPLICABLE MUST REMAIN WITHIN DIMENSIONS						THIS DRAWING CONTAINS INFORMATION THAT IS PROPRIETARY TO MOLEX INCORPORATED AND SHOULD NOT BE USED WITHOUT WRITTEN PERMISSION					

	13	12	11	10	9	8	7	6	5	4	3	2	1	
	A-4094-NA I02		A-4094-NA50 I		A-4094-NAB I02		A-4094-NAC I02		A-4094-NAJ I02		A-4094-NAL I02			
J	PART NO.	ENG. NO.	PART NO.	ENG. NO.	PART NO.	ENG. NO.	PART NO.	ENG. NO.	PART NO.	ENG. NO.	PART NO.	ENG. NO.	J	
	22-05-2021	* A-4094-2A I02	22-12-2021	* A-4094-2A50 I	22-05-2026	A-4094-2AB I02		A-4094-2AC I02		A-4094-2AJ I02	22-05-2027	A-4094-2AL I02		
	22-05-2031	* A-4094-3A I02	22-12-2031	* A-4094-3A50 I	22-05-2036	A-4094-3AB I02		A-4094-3AC I02		A-4094-3AJ I02	22-05-2037	A-4094-3AL I02		
	22-05-2041	* A-4094-4A I02	22-12-2041	* A-4094-4A50 I	22-05-2046	A-4094-4AB I02		A-4094-4AC I02		A-4094-4AJ I02	22-05-2047	A-4094-4AL I02		
I	22-05-2051	* A-4094-5A I02	22-12-2051	* A-4094-5A50 I	22-05-2056	A-4094-5AB I02		A-4094-5AC I02		A-4094-5AJ I02	22-05-2057	A-4094-5AL I02	I	
	22-05-2061	* A-4094-6A I02	22-12-2061	* A-4094-6A50 I	22-05-2066	A-4094-6AB I02		A-4094-6AC I02		A-4094-6AJ I02	22-05-2067	A-4094-6AL I02		
	22-05-2071	* A-4094-7A I02	22-12-2071	* A-4094-7A50 I	22-05-2076	A-4094-7AB I02		A-4094-7AC I02		A-4094-7AJ I02	22-05-2077	A-4094-7AL I02		
	22-05-2081	* A-4094-8A I02	22-12-2081	* A-4094-8A50 I	22-05-2086	A-4094-8AB I02		A-4094-8AC I02		A-4094-8AJ I02	22-05-2087	A-4094-8AL I02		
	22-05-2091	* A-4094-9A I02	22-12-2091	* A-4094-9A50 I	22-05-2096	A-4094-9AB I02		A-4094-9AC I02		A-4094-9AJ I02	22-05-2097	A-4094-9AL I02		
H	22-05-2101	* A-4094-10A I02	22-12-2101	* A-4094-10A50 I	22-05-2106	A-4094-10AB I02		A-4094-10AC I02		A-4094-10AJ I02	22-05-2107	A-4094-10AL I02	H	
	22-05-2111	* A-4094-11A I02	22-12-2111	* A-4094-11A50 I	22-05-2116	A-4094-11AB I02		A-4094-11AC I02		A-4094-11AJ I02	22-05-2117	A-4094-11AL I02		
	22-05-2121	* A-4094-12A I02	22-12-2121	* A-4094-12A50 I	22-05-2126	A-4094-12AB I02		A-4094-12AC I02		A-4094-12AJ I02	22-05-2127	A-4094-12AL I02		
	22-05-2131	* A-4094-13A I02	22-12-2131	* A-4094-13A50 I	22-05-2136	A-4094-13AB I02		A-4094-13AC I02		A-4094-13AJ I02	22-05-2137	A-4094-13AL I02		
	22-05-2141	* A-4094-14A I02	22-12-2141	* A-4094-14A50 I	22-05-2146	A-4094-14AB I02		A-4094-14AC I02		A-4094-14AJ I02	22-05-2147	A-4094-14AL I02		
	22-05-2151	* A-4094-15A I02	22-12-2151	* A-4094-15A50 I	22-05-2156	A-4094-15AB I02		A-4094-15AC I02		A-4094-15AJ I02	22-05-2157	A-4094-15AL I02		
G	22-05-2161	* A-4094-16A I02	22-12-2161	* A-4094-16A50 I	22-05-2166	A-4094-16AB I02		A-4094-16AC I02		A-4094-16AJ I02	22-05-2167	A-4094-16AL I02	G	
	22-05-2171	* A-4094-17A I02	22-12-2171	* A-4094-17A50 I	22-05-2176	A-4094-17AB I02		A-4094-17AC I02		A-4094-17AJ I02	22-05-2177	A-4094-17AL I02		
	22-05-2181	* A-4094-18A I02	22-12-2181	* A-4094-18A50 I	22-05-2186	A-4094-18AB I02		A-4094-18AC I02		A-4094-18AJ I02	22-05-2187	A-4094-18AL I02		
	22-05-2191	* A-4094-19A I02	22-12-2191	* A-4094-19A50 I	22-05-2196	A-4094-19AB I02		A-4094-19AC I02		A-4094-19AJ I02	22-05-2197	A-4094-19AL I02		
	22-05-2201	* A-4094-20A I02	22-12-2201	* A-4094-20A50 I	22-05-2206	A-4094-20AB I02		A-4094-20AC I02		A-4094-20AJ I02	22-05-2207	A-4094-20AL I02		
	22-05-2211	* A-4094-21A I02	22-12-2211	* A-4094-21A50 I	22-05-2216	A-4094-21AB I02		A-4094-21AC I02		A-4094-21AJ I02	22-05-2217	A-4094-21AL I02		
F	22-05-2221	* A-4094-22A I02	22-12-2221	* A-4094-22A50 I	22-05-2226	A-4094-22AB I02		A-4094-22AC I02		A-4094-22AJ I02	22-05-2227	A-4094-22AL I02	F	
	22-05-2231	* A-4094-23A I02	22-12-2231	* A-4094-23A50 I	22-05-2236	A-4094-23AB I02		A-4094-23AC I02		A-4094-23AJ I02	22-05-2237	A-4094-23AL I02		
	22-05-2241	* A-4094-24A I02	22-12-2241	* A-4094-24A50 I	22-05-2246	A-4094-24AB I02		A-4094-24AC I02		A-4094-24AJ I02	22-05-2247	A-4094-24AL I02		
	22-05-2251	* A-4094-25A I02	22-12-2251	* A-4094-25A50 I	22-05-2256	A-4094-25AB I02		A-4094-25AC I02		A-4094-25AJ I02	22-05-2257	A-4094-25AL I02		
	22-05-2261	A-4094-26A I02	22-12-2261	A-4094-26A50 I	22-05-2266	A-4094-26AB I02		A-4094-26AC I02		A-4094-26AJ I02	22-05-2267	A-4094-26AL I02		
E	22-05-2271	A-4094-27A I02	22-12-2271	A-4094-27A50 I	22-05-2276	A-4094-27AB I02		A-4094-27AC I02		A-4094-27AJ I02	22-05-2277	A-4094-27AL I02	E	
	22-05-2281	A-4094-28A I02	22-12-2281	A-4094-28A50 I	22-05-2286	A-4094-28AB I02		A-4094-28AC I02		A-4094-28AJ I02	22-05-2287	A-4094-28AL I02		

UPDATE TITLE BLOCK EC NO: UCP2005-2329 DRAWN: ADERR 2005/07/26 CHKD: LSJHMI DT 2005/07/27 APPR: FSM TH 2005/07/27 REVD: AD1	QUALITY SYMBOLS 	GENERAL TOLERANCES (UNLESS SPECIFIED)		DIMENSION STYLE		SCALE	DESIGN UNITS	THIRD ANGLE PROJECTION		
				MM/IN		---	INCH			
		4 PLACES	± ---	mm	INCH	DRAWN BY	DATE		TITLE	
		3 PLACES	± ---			KSS	1984/09/10		WAFER ASSY FLAT MINI KK (4030 WITH BENT PINS) 4094 SERIES DRAWING	
2 PLACES	± ---			CHECKED BY	DATE	MOLEX INCORPORATED				
1 PLACE	± ---			NP	1984/09/10	MATERIAL NO. SDA-4094				
ANGULAR ±1/2°				APPROVED BY	DATE	DOCUMENT NO.				
				KJA	1984/09/10	SHEET NO.				
DRAFT WHERE APPLICABLE MUST REMAIN WITHIN DIMENSIONS				SEE CHART		4 OF 14				
				THIS DRAWING CONTAINS INFORMATION THAT IS PROPRIETARY TO MOLEX INCORPORATED AND SHOULD NOT BE USED WITHOUT WRITTEN PERMISSION						