

High Frequency Ceramic Solutions


4.7GHz Band Pass Filter, EIA 0805, SMD, Low Loss and High Attenuation

P/N 4700BP15A0600

Detail Specification: 10/21/2019

Page 1 of 4

General Specifications	
Part Number	4700BP15A0600
Operating Frequency (MHz)	4400 - 5000
Insertion loss (dB)	0.7 typ. (0.9 max.)
Return Loss (dB)	10 min.
Power Capacity (W)	3 max. (CW)
Attenuation (dB)	
500 - 2690 MHz	36 typ. (30 min.)
2700 - 3800 MHz	18 typ. (15 min.)
8800 - 10000 MHz	30 typ. (15 min.)
13200 - 15000 MHz	30 typ. (15 min.)



Operating Temperature	-40°C to +85°C
Reel Quantity (pcs/reel)	4,000
Recommended Storage Conditions for unused T&R product	+5 to +35°C Humidity 45 - 75%RH 18 months max.

You can download measured s-parameters of this component at: <https://www.johansontechnology.com/band-pass-filters>

Part Number Explanation				
P/N Suffix	Packaging Style	Bulk	Suffix = S	E.g. 4700BP15A0600S
		T & R	Suffix = E	E.g. 4700BP15A0600E
	Evaluation Board	50Ω SMA	Suffix = EB1SMA	E.g. 4700BP15A0600-EB1SMA

Mechanical Dimensions		
	In	mm
L	0.079 ± 0.006	2.00 ± 0.15
W	0.004 ± 0.004	0.10 ± 0.10
T	0.026 max.	0.65 max.
a	0.037 ± 0.004	0.95 ± 0.10
b	0.011 ± 0.004	0.28 ± 0.10
c	0.024 ± 0.004	0.60 ± 0.10
d	0.010 ± 0.002	0.25 ± 0.05

< Side view >

< Bottom view >

Terminal Configuration	
No.	Function
1	INPUT
2	GND
3	OUTPUT

< Top view >

Johanson Technology, Inc. reserves the right to make design changes without notice.

All sales are subject to Johanson Technology, Inc. terms and conditions.



Ver. 1.0

<https://www.johansontechnology.com>

4001 Calle Tecate • Camarillo, CA 93012, USA • TEL +1.805.389.1166

2019 Johanson Technology, Inc. All Rights Reserved

High Frequency Ceramic Solutions

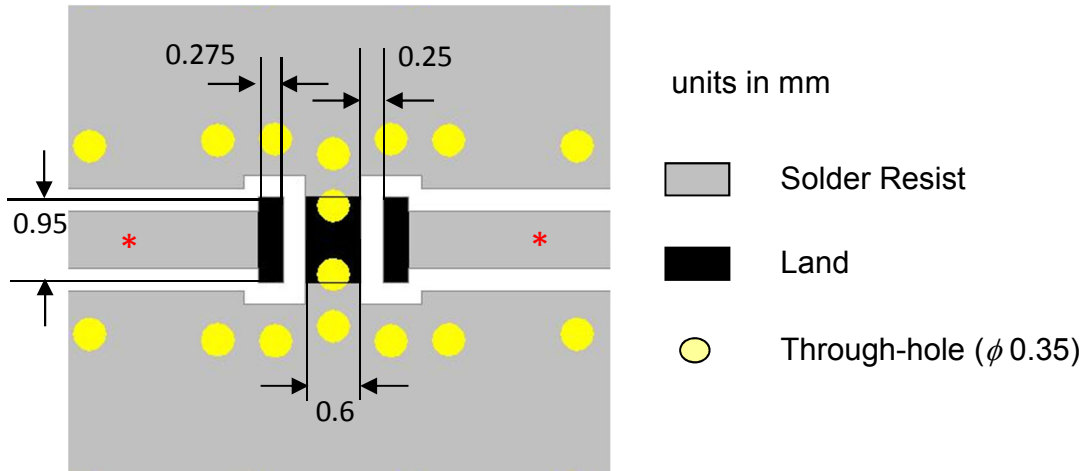
4.7GHz Band Pass Filter, EIA 0805, SMD, Low Loss and High Attenuation

P/N 4700BP15A0600

Detail Specification: 10/21/2019

Page 2 of 4

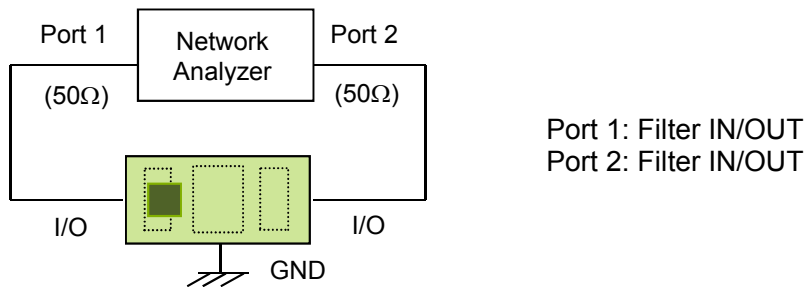
Mounting Pad Dimensions



* Transmission line width should be designed to match 50 Ω characteristic impedance, depending on PCB material and thickness.

Would you like the layout? Send us a message at: <https://www.johansontechnology.com/ask-a-question>

Measurement Schematic



Johanson Technology, Inc. reserves the right to make design changes without notice.

All sales are subject to Johanson Technology, Inc. terms and conditions.



Ver. 1.0

<https://www.johansontechnology.com>

4001 Calle Tecate • Camarillo, CA 93012, USA • TEL +1.805.389.1166

2019 Johanson Technology, Inc. All Rights Reserved

High Frequency Ceramic Solutions

4.7GHz Band Pass Filter, EIA 0805, SMD, Low Loss and High Attenuation

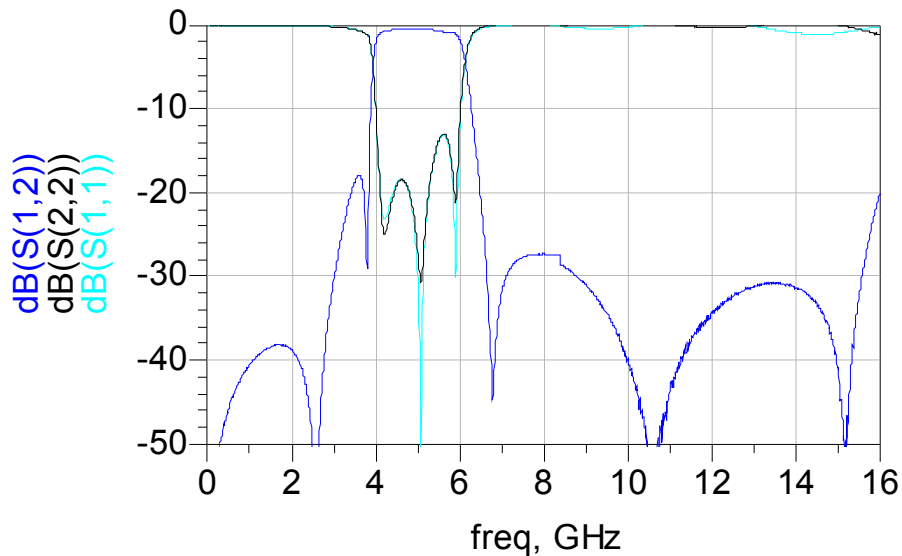
P/N 4700BP15A0600

Detail Specification: 10/21/2019

Page 3 of 4

Typical Electrical Characteristics (T=25°C)

Insertion Loss & Return loss



Do you need the S-parameter file of the above? Send us a message at:
<https://www.johansontechnology.com/ask-a-question>

Johanson Technology, Inc. reserves the right to make design changes without notice.

All sales are subject to Johanson Technology, Inc. terms and conditions.



Ver. 1.0

<https://www.johansontechnology.com>

4001 Calle Tecate • Camarillo, CA 93012, USA • TEL +1.805.389.1166

2019 Johanson Technology, Inc. All Rights Reserved

High Frequency Ceramic Solutions

4.7GHz Band Pass Filter, EIA 0805, SMD, Low Loss and High Attenuation

P/N 4700BP15A0600

Detail Specification: 10/21/2019

Page 4 of 4

Application Notes, Layout Files, and more

<https://www.johansontechnology.com/band-pass-filters>

Packaging information

<https://www.johansontechnology.com/tape-reel-packaging>

Soldering Information

<https://www.johansontechnology.com/ipcsoldering-profile>

MSL Info

<https://www.johansontechnology.com/msl-rating>

Recommended Storage Condition and Max Shelf Life

<https://www.johansontechnology.com/recommended-storage-conditions>

RoHS Compliance

<https://www.johansontechnology.com/technical-notes/rohs-compliance>

Antenna layout and tuning techniques

<https://www.johansontechnology.com/tuning.html>

Antenna layout review, tuning, and characterization services

<https://www.johansontechnology.com/ipc-antenna-services>

Johanson Technology, Inc. reserves the right to make design changes without notice.

All sales are subject to Johanson Technology, Inc. terms and conditions.



Ver. 1.0

<https://www.johansontechnology.com>

4001 Calle Tecate • Camarillo, CA 93012, USA • TEL +1.805.389.1166

2019 Johanson Technology, Inc. All Rights Reserved