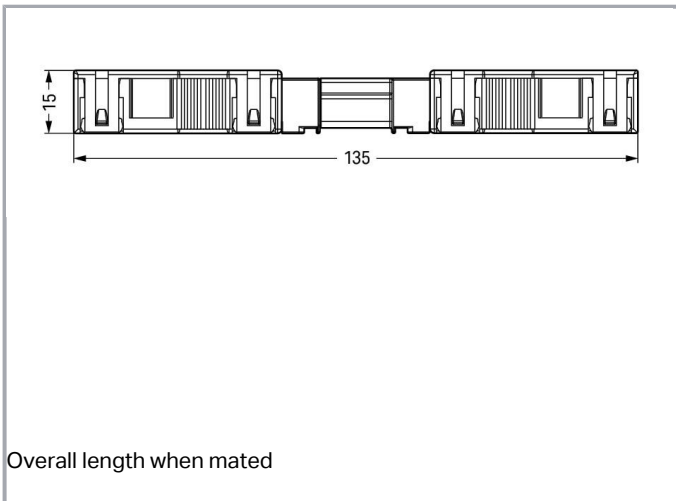
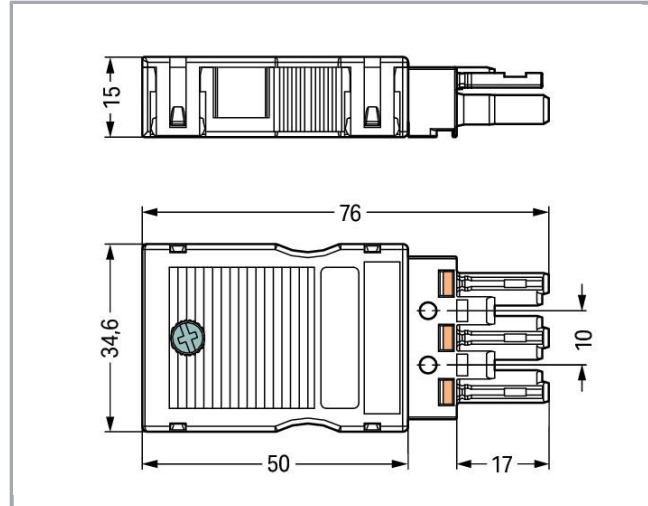



Data sheet | Item number: 770-103

Socket; with strain relief housing; 3-pole; Cod. A; 4,00 mm²; black

www.wago.com/770-103



Item description

- Set: Socket 770-203 and strain relief housing 770-503
- Protected against mismatching and maintenance-free
- Push-in CAGE CLAMP® spring pressure connection technology allows solid conductors to be simply pushed into a unit

Subject to changes. Please also observe the further product documentation!

WAGO Kontakttechnik GmbH & Co. KG
Hansastr. 27
32423 Minden
Phone: +49571 887-0 | Fax: +49571 887-169
Email: info.de@wago.com | Web: www.wago.com

Do you have any questions about our products?
We are always happy to take your call at +49 (571) 887-44222.



- Two-wire connection per pole for loops or bridges
- Additional variable coding is possible

Note:

All connectors for mounted installations (snap-in versions for lighting fixtures or devices, all types of PCB and distribution connectors) are factory-equipped with locking levers to ensure plugs and sockets are securely locked. Additional locking levers are only required for flying leads (plug /socket).

Note on mismatching protection:

All WINSTA[®] components are 100% protected against mismatching when:

- a.) plugging different numbers of poles
- b.) plugging while rotated 180
- c.) plugging while laterally staggered
- d.) plugging one pole

Safety information 1:

Application note for the U.S. market (USR): Some versions may also be used for current interruption in accordance with the UL certificate in select applications with currents below 16 A and voltages up to 600 V. For further information, please contact your local sales office.

Data**Electrical data**

Note on Contact Resistance	approx. 1 mΩ of contact resistance approx. 0.25 mΩ contact transition plug/socket
----------------------------	---

Ratings per IEC/EN 60664-1

Ratings per	IEC/EN 60664-1
Nominal voltage (III/3)	250 V
Rated surge voltage (III/3)	4 kV
Rated current	25 A
Legend (ratings)	(III / 3) ≙ Overvoltage category III / Pollution degree 3

Approvals per UL 1977

Rated voltage UL 1977	600 V
Rated current UL 1977	23 A

Connection data

Connection technology	Push-in CAGE CLAMP [®]
Actuation type	Operating tool Push-in
Nominal cross-section	4 mm ²
Solid conductor	0.5 ... 4 mm ² / 20 ... 12 AWG

Subject to changes. Please also observe the further product documentation!

WAGO Kontakttechnik GmbH & Co. KG
 Hansastr. 27
 32423 Minden
 Phone: +49571 887-0 | Fax: +49571 887-169
 Email: info.de@wago.com | Web: www.wago.com

Do you have any questions about our products?
 We are always happy to take your call at +49 (571) 887-44222.



Solid conductor; push-in termination	1.5 ... 4 mm ² / 16 ... 12 AWG
Stranded conductor	0.5 ... 2.5 mm ² / 20 ... 14 AWG
Fine-stranded conductor	0.5 ... 4 mm ² / 20 ... 12 AWG
Fine-stranded conductor; with insulated ferrule	0.25 ... 1.5 mm ² / 20 ... 16 AWG
Fine-stranded conductor; with uninsulated ferrule	0.25 ... 2.5 mm ² / 20 ... 14 AWG
Fine-stranded conductor; with ferrule; push-in termination	1.5 mm ² / 16 AWG
Strip length	9 mm / 0.35 inch
Note (strip length)	see also packaging or instructions
Pole No.	3
Total number of connection points	6
Total number of potentials	3
Connectable sheathed cable diameter	8 ... 11.5 mm
Conductor entry direction to mating direction	0°
Strip length (outer insulation)	55 mm
Number of test slots	3

Geometrical Data

Pin spacing	10 mm / 0.394 inch
Width	34.6 mm / 1.362 inch
Height	15 mm / 0.591 inch
Depth	75.9 mm / 2.988 inch

Mechanical data

Coding	A
Mating force of a plug-in connection	approx. 20 ... 70 N (depending on pole number)
Retention force of a plug-in connection	Locked: > 80 N
Unmating force of a plug-in connection	Unlocked: approx. 20 ... 70 N (depending on pole number)
Number of mating cycles	200, without resistive load 100, with resistive load $I_N = 25$ A, tested (4 mm ² /AWG 12)
Marking	L N
Protection type	IP 2xC
Note on protection type	In mated condition with strain relief housing: IP2xC (These compact connectors are not designed for use in open, easily accessible areas.)
Potential marking	L N

Subject to changes. Please also observe the further product documentation!



Application	General mains applications
-------------	----------------------------

Plug connection

Contact type (pluggable connector)	Female connector/socket
Connector (connection type)	for conductor
Mismating protection	Yes
Locking of plug-in connection	locking lever
Locking lever	retrofitable
Strain relief	strain relief housing

Material Data

Color	black
Insulation material	Polyamide 66 (PA66)
Clamping spring material	Chrome nickel spring steel (CrNi)
Contact material	Copper or copper alloy (surface-treated)
Fire load	0.421 MJ
Strain relief color	black
Weight	20 g

Environmental Requirements

Processing temperature	-5 ... +40 °C
Continuous operating temperature	-35 ... +85 °C
Note on continuous operating temperature	Insulating parts for temperatures ≤ 105 °C

Commercial data

Product Group	20 (WINSTA)
Packaging type	BOX
Country of origin	DE
GTIN	4044918252096
Customs tariff number	85366990990

Approvals / Certificates

Country specific Approvals

Logo	Approval	Additional Approval Text	Certificate name
	CCA DEKRA Certification B.V.	EN 61535	2173495.02

Subject to changes. Please also observe the further product documentation!

WAGO Kontakttechnik GmbH & Co. KG
 Hansastr. 27
 32423 Minden
 Phone: +49571 887-0 | Fax: +49571 887-169
 Email: info.de@wago.com | Web: www.wago.com

Do you have any questions about our products?
 We are always happy to take your call at +49 (571) 887-44222.






CCA DEKRA Certification B.V.	IEC 61535	NL-32105
---------------------------------	-----------	----------




VDE VDE Prüf- und Zertifizierungsinstitut	EN 61535	40029808
--	----------	----------

Ship Approvals

Logo	Approval	Additional Approval Text	Certificate name
	ABS American Bureau of Shipping	-	19- HG1868589- PDA
	DNV GL Det Norske Veritas, Germanischer Lloyd	-	TAE00001Z6
	LR Lloyds Register	IEC 61984	02/20050 (E6)

UL-Approvals

Logo	Approval	Additional Approval Text	Certificate name
	cURus Underwriters Laboratories Inc.	UL 1977	E45171 Sec. 9

Counterpart



Item no.770-113
Plug; with strain relief housing; 3-pole; Cod. A; 4,00 mm²; black

www.wago.com/770-113



Item no.770-213
Plug; 3-pole; Cod. A; 4,00 mm²; black

www.wago.com/770-213

Subject to changes. Please also observe the further product documentation!



Item no.770-213/035-000
Plug; with strain relief housing; 3-pole; Cod. A; 4,00 mm²; black

www.wago.com/770-213/035-000



Item no.770-213/002-000
Plug; with direct ground contact; 3-pole; Cod. A; 4,00 mm²; black

www.wago.com/770-213/002-000



Item no.770-606
T-distribution connector; 3-pole; Cod. A; 1 input; 2 outputs; 2 locking levers; black

www.wago.com/770-606



Item no.770-607
3-way distribution connector; 3-pole; Cod. A; 1 input; 3 outputs; black

www.wago.com/770-607



Item no.770-608
5-way distribution connector; 3-pole; Cod. A; 1 input; 5 outputs; outputs on both sides; black

www.wago.com/770-608



Item no.770-615
T-distribution connector; 3-pole; Cod. A; 1 input; 2 outputs; 3 locking levers; for flying leads; black

www.wago.com/770-615



Item no.770-633
h-distribution connector; 3-pole; Cod. A; 1 input; 2 outputs; 2 locking levers; black

www.wago.com/770-633



Item no.770-635
h-distribution connector; 3-pole; Cod. A; 1 input; 2 outputs; outputs on both sides; 3 locking levers; for flying leads; black

www.wago.com/770-635



Item no.770-634
h-distribution connector; 3-pole; Cod. A; 1 input; 2 outputs; outputs on one side; 2 locking levers; black

www.wago.com/770-634



Item no.770-637
Distribution connector for switches; Single-pole switch and series circuit; 3-pole; Cod. A/S; 1 input; 5 outputs; black

www.wago.com/770-637



Item no.770-636
h-distribution connector; 3-pole; Cod. A; 1 input; 2 outputs; outputs on one side; 3 locking levers; for flying leads; black

www.wago.com/770-636



Item no.770-713
Snap-in plug; 3-pole; Cod. A; 4,00 mm²; black

www.wago.com/770-713

Subject to changes. Please also observe the further product documentation!



Item no. 770-638

Distribution connector for switches; Single-pole and throttle two-way circuit; 3-pole; Cod. A/S; 1 input; 5 outputs; black

www.wago.com/770-638



Item no. 770-813

Plug for PCBs; straight; 3-pole; Cod. A; black

www.wago.com/770-813



Item no. 770-713/007-000

Snap-in plug; with direct ground contact; 3-pole; Cod. A; 4,00 mm²; black

www.wago.com/770-713/007-000



Item no. 771-9993/006-101

pre-assembled interconnecting cable; Eca; Socket/plug; 3-pole; Cod. A; H05VV-F 3G 1.5 mm²; 1 m; 1,50 mm²; black

www.wago.com/771-9993/006-101



Item no. 770-813/011-000

Plug for PCBs; angled; 3-pole; Cod. A; black

www.wago.com/770-813/011-000

Compatible products

Marking accessories



Item no.: 770-450

Marker card; Plastic; white

www.wago.com/770-450



Item no.: 770-450/000-001

Marker card; Plastic; white

www.wago.com/770-450/000-001



Item no.: 770-450/000-002

Marker card; Plastic; white

www.wago.com/770-450/000-002



Item no.: 770-450/000-005

Marker card; Plastic; white

www.wago.com/770-450/000-005



Item no.: 770-450/000-006

Marker card; Plastic; white

www.wago.com/770-450/000-006



Item no.: 770-450/000-012

Marker card; Plastic; white

www.wago.com/770-450/000-012

tools

Subject to changes. Please also observe the further product documentation!



Item no.: 210-719

Operating tool; Blade: 2.5 x 0.4 mm; with a partially insulated shaft

www.wago.com/210-719

Downloads

Documentation

Bid Text

770-103 doc - Datei	Jun 8, 2015	doc 24.1 kB	Download
770-103 GAEB X81 - Datei	Feb 19, 2019	xml 3.1 kB	Download

CAD/CAE-Data

CAD data

2D/3D Models 770-103	URL	Download
----------------------	-----	----------

CAE data

EPLAN Data Portal 770-103	URL	Download
WSCAD Universe 770-103	URL	Download
ZUKEN Portal 770-103	URL	Download

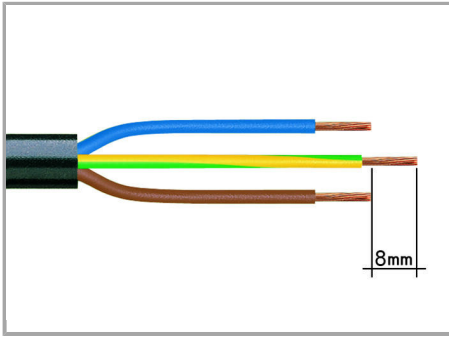
Installation Notes

Conductor termination

Subject to changes. Please also observe the further product documentation!

WAGO Kontakttechnik GmbH & Co. KG
Hansastr. 27
32423 Minden
Phone: +49571 887-0 | Fax: +49571 887-169
Email: info.de@wago.com | Web: www.wago.com


Do you have any questions about our products?
We are always happy to take your call at +49 (571) 887-44222.




1. Strip length, outer insulation = 35 mm (2-pole), 55 mm (3- to 5-pole)

2. Strip length = 9 mm

3. Extended ground conductor = 8 mm




To terminate fine-stranded conductors, open the clamping unit via screwdriver (2.5 mm blade width) and insert stripped conductor until it hits backstop.



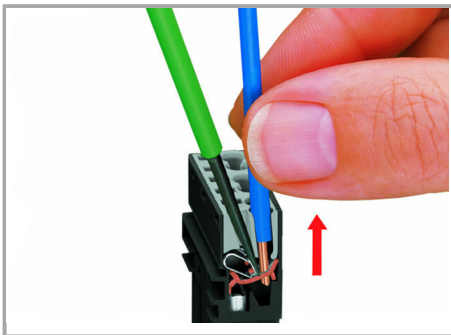
Insert stripped solid conductor until it hits backstop.

Subject to changes. Please also observe the further product documentation!



To terminate fine-stranded conductors, open the clamping unit via screwdriver (2.5 mm blade width) and insert stripped conductor until it hits backstop.

Conductor removal




To remove the conductor, actuate the clamp via screwdriver (2.5 mm blade width) and pull out the conductor.

Coding

Subject to changes. Please also observe the further product documentation!




Simply cut off the coding pin from the socket.




Insert coding pin into plug (break first) until it engages.


Shield Connection



Connector with shield termination



Apply the shield to the rubber cable.




Push the shield connecting plate into the connector until fully inserted.

Strip length, outer insulation = 55 mm

Shield length = 10 mm

Subject to changes. Please also observe the further product documentation!



First insert wired connector into strain relief housing, then snap cover and tighten screw.

Subject to changes. Please also observe the further product documentation!