

24

2410 05

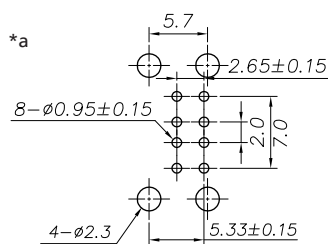
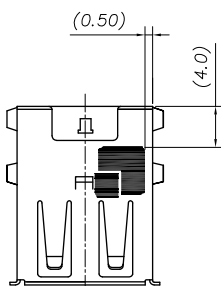
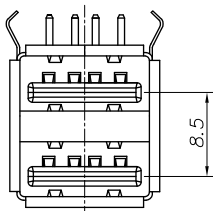
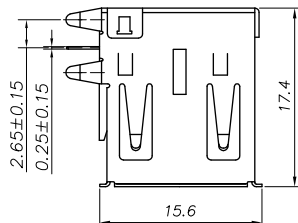
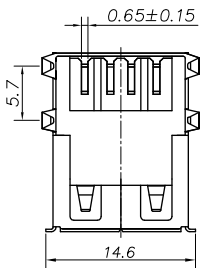
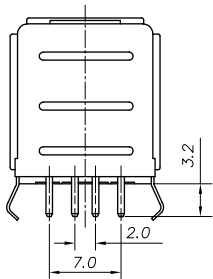
USB and IEEE 1394 connectors



Double USB 2.0 chassis socket type A, angular version, for printed circuit boards

24

2410 05



**Environmental conditions**

Temperature range -40 °C/+85 °C

**Materials**

Insulating body PBT GF, V-0 according to UL94  
 Contact spring CuSn, gold-plated, tin-plated in solder area  
 Housing Cu alloy/steel, tin-plated

**Mechanical data**

Mating cycles 1500  
 Insertion force ≤ 35 N  
 Withdrawal force 10–35 N

**Electrical data (at T<sub>amb</sub> 20 °C)**

Contact resistance ≤ 30 mΩ  
 Rated current 1 A  
 Rated voltage 30 V AC  
 Rated impulse voltage 500 V/60 s  
 Insulation resistance ≥ 1 GΩ

**Associated products**

Counterparts  
 ☞ 2410 07 ☞ 2410 08 ☞ 2431  
 ☞ 2480 ☞ 2482

Accessories  
 ☞ 2412 01

\*a printed circuit board layout, components side view

24

2410 05

Designation	Pole Number	PU (Pieces)	MDQ (Pieces)
2410 05	2 x 4	100	600

**Packaging:**  
in a tray