

IEC Appliance Inlet C14, Screw-on Mounting, Front or Rear Side, Solder or Quick-connect Terminal



6100-3 with sealing kit IP54 to appliance
(without locking brackets)



IEC connector C14
 Screw-on mounting
 Solder or quick connect terminals
 6100-3



6100-3 with sealing kit IP54
(including locking brackets)



See below:

[Approvals and Compliances](#)

Description

- Panel mount :
 Screw-on mounting from front or rear-side
- Appliance Inlet , Pin temperature 70 °C , Protection class I
- Variants with factory mounted inlet gasket and sealing kit for IP54 into the equipment and the pluggable power supply
- Solder terminals or quick connect terminals

Other versions on request

- Types for rivet mounting available upon request
- Types for enhanced glow wire test requirements acc. IEC 60695-2-12 and -13 for the use in unattended household equipment acc. IEC 60335-1

References

Alternative: protection class II version [6102-3](#)
 Alternative: version with line filter [5110](#); [5120](#)

Weblinks

[pdf data sheet](#), [html datasheet](#), [General Product Information](#), [Approvals](#), [Distributor-Stock-Check](#), [Accessories](#), [Detailed request for product](#)

Technical Data

| | |
|-----------------------------------|---|
| Ratings IEC | 10A / 250VAC; 50Hz |
| Ratings UL/CSA | 15A / 250VAC; 60Hz |
| Dielectric Strength | > 2kVAC between L-N > 2kVAC between L/N-PE (1 min/50Hz) |
| Allowable Operation Temperature | -25 °C to 70 °C |
| IP-Protection | from front side IP40 or IP54 with sealing kit acc. to IEC 60529 |
| Protection against electric shock | Suitable for appliances with protection class I acc. to IEC 61140 |
| Terminal | Solder terminals or quick connect terminals |
| Panel Thickness S | Screw: max 8 mm, max 3 mm with sealing kit Mounting screw torque max 0.5Nm |
| Material: Housing | Thermoplastic, black, UL 94V-0 |

| | |
|-------------------------|---|
| Appliance inlet/-outlet | C14 acc. to IEC 60320-1, UL 60320-1, CSA C22.2 no. 60320-1 (for cold conditions) pin-temperature 70 °C, 10A, Protection Class I |
|-------------------------|---|

Approvals and Compliances




Detailed information on product approvals, code requirements, usage instructions and detailed test conditions can be looked up in [Details about Approvals](#)

SCHURTER products are designed for use in industrial environments. They have approvals from independent testing bodies according to national and international standards. Products with specific characteristics and requirements such as required in the automotive sector according to IATF 16949, medical technology according to ISO 13485 or in the aerospace industry can be offered exclusively with customer-specific, individual agreements by SCHURTER.

Approvals




The approval mark is used by the testing authorities to certify compliance with the safety requirements placed on electronic products.

Approval Reference Type: 6100

| Approval Logo | Certificates | Certification Body | Description |
|--|---------------|--------------------|------------------------------|
|  | VDE Approvals | VDE | Certificate Number: 40015595 |
|  | UL Approvals | UL | UL File Number: E96454 |
|  | CCC Approvals | CCC | CCC Certificate Number: |

Product standards

Product standards that are referenced

| Organization | Design | Standard | Description |
|--|-----------------------|-----------------------|---|
|  | Designed according to | IEC 60320-1 | Appliance couplers for household and similar general purposes |
|  | Designed according to | UL 60320-1 | Standard for Attachment Plugs and Receptacles |
|  | Designed according to | CSA C22.2 no. 60320-1 | General Use Receptacles, Attachment Plugs, and Similar Wiring Devices |






Application standards

Application standards where the product can be used

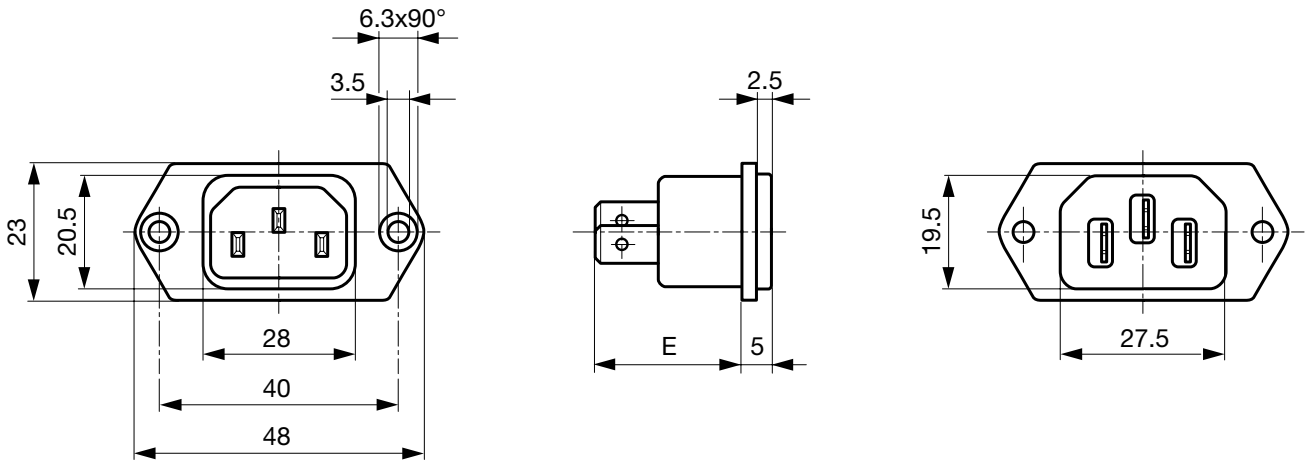
| Organization | Design | Standard | Description |
|---|--------------------------------|----------------|--|
|  | Designed for applications acc. | IEC/UL 62368-1 | IEC 62368-1 includes the basic requirements for safety of audio, video, information technology and office equipment. |
|  | Designed for applications acc. | IEC 60335-1 | Safety of electrical appliances for household and similar purposes. Meets the requirements for appliances in unattended use. This includes the enhanced requirements of glow wire tests acc. to IEC 60695-2-11 or -12 & -13. |

Compliances

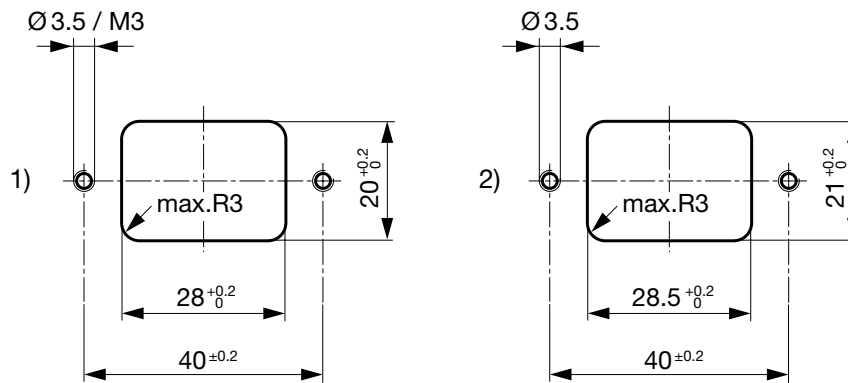
The product complies with following Guide Lines

| Identification | Details | Initiator | Description |
|--|------------------------------|-------------|---|
|  | CE declaration of conformity | SCHURTER AG | The CE marking declares that the product complies with the applicable requirements laid down in the harmonisation of Community legislation on its affixing in accordance with EU Regulation 765/2008. |
|  | RoHS | SCHURTER AG | Directive RoHS 2011/65/EU, Amendment (EU) 2015/863 |
|  | China RoHS | SCHURTER AG | The law SJ / T 11363-2006 (China RoHS) has been in force since 1 March 2007. It is similar to the EU directive RoHS. |
|  | REACH | SCHURTER AG | On 1 June 2007, Regulation (EC) No 1907/2006 on the Registration, Evaluation, Authorization and Restriction of Chemicals 1 (abbreviated as "REACH") entered into force. |
|  | White Paper Glow wire test | SCHURTER AG | Meets the requirements of IEC 60335-1 for appliances in unattended use. This includes the enhanced requirements of glow wire tests acc. to IEC 60695-2-11 or -12 & -13. |

Dimensions [mm]



E: Solder terminals 20.5 mm
 E: Quick connect terminals 23.5 mm

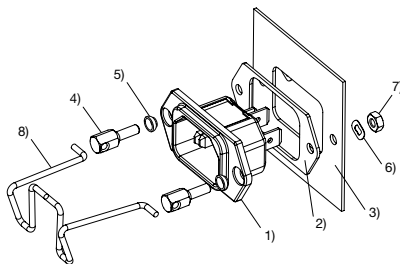


1) mounting from front-side
 2) mounting from rear-side

Assembly Instructions

6100-3 incl. sealing kit for IP54

Mating cordsets to sealing kit



Panel thickness max. 3 mm Tightening torque max. 0.1 Nm

- 1) Device plug 6100-3 with factory-fitted insertion seal
- 2) Flat gasket
- 3) Housing
- 4) Support bolt
- 5) Sealing ring
- 6) Spring washer
- 7) Nut
- 8) Locking bracket

| Part no | Country plug | Cable length | Cross section | Color |
|-----------|----------------|--------------|------------------------|-------|
| 6000.0214 | open end | 2.0 m | 3x1 mm ² | black |
| 6003.0215 | EURO plug | 2.5 m | 3x1 mm ² | black |
| 6004.0215 | EURO plug | 2.5 m | 3x1 mm ² | black |
| 6007.0212 | EURO plug | 1.0 m | 3x1 mm ² | black |
| 6007.0214 | IEC plug | 2.0 m | 3x1 mm ² | black |
| 6004.0114 | EURO plug | 2.0 m | 3x0.75 mm ² | black |
| 6026.0215 | Italy | 2.5 m | 3x1 mm ² | black |
| 6009.1315 | North America | 2.5 m | 3x18 AWG | black |
| 6047.6414 | Japan | 2.0 m | 3x0.75 mm ² | black |
| 6009.1214 | North America | 2.0 m | 3x18 AWG | black |
| 6011.0215 | Switzerland | 2.5 m | 3x1 mm ² | black |
| 6044.0215 | United Kingdom | 2.5 m | 3x1 mm ² | black |

All Variants

| Type | Protection Class | Panel mounting | Sealing kit | Terminal | IP Protection Class Front Side | Order Number |
|--------|------------------|----------------|-------------------------|--------------------------------------|--------------------------------|--------------|
| 6100-3 | I | Screw | - | Quick connect terminals 4.8 x 0.8 mm | IP40 | 6100.3200 |
| 6100-3 | I | Screw | with locking bracket | Quick connect terminals 4.8 x 0.8 mm | IP54 | 6100.3200.33 |
| 6100-3 | I | Screw | without locking bracket | Quick connect terminals 4.8 x 0.8 mm | IP54 | 6100.3200.32 |
| 6100-3 | I | Screw | - | Quick connect terminals 6.3 x 0.8 mm | IP40 | 6100.3300 |
| 6100-3 | I | Screw | with locking bracket | Quick connect terminals 6.3 x 0.8 mm | IP54 | 6100.3300.33 |
| 6100-3 | I | Screw | without locking bracket | Quick connect terminals 6.3 x 0.8 mm | IP54 | 6100.3300.32 |
| 6100-3 | I | Screw | - | Solder terminals 3.5 x 0.8 mm | IP40 | 6100.3100 |
| 6100-3 | I | Screw | with locking bracket | Solder terminals 3.5 x 0.8 mm | IP54 | 6100.3100.33 |
| 6100-3 | I | Screw | without locking bracket | Solder terminals 3.5 x 0.8 mm | IP54 | 6100.3100.32 |

Most Popular.

Availability for all products can be searched real-time: <https://www.schurter.com/en/Stock-Check/Stock-Check-SCHURTER>

The variants IP54 (6100.xxxx.33) include the inlet with factory mounted inlet gasket and the kit for IP protection to the equipment and for the power connector incl. a cord retaining for a specific cord connector. Samples can be ordered with suffix ".H" (e.g. 6100.3100.33.H).

Articles for enhanced glow wire test requirements acc. IEC 60695-2-12 and -13 can be ordered on request. They are suitable for the use in unattended household equipment acc. IEC 60335-1.

Packaging unit 50 Pcs

Accessories

Description



Wire Harness
 Wire harness for SCHURTER products



Assorted Covers
 Rear Cover

0859.0048

4311.9401

4311.9402



RC320
 Rear Cover for Power Entry Module



Cord retaining kits
 Cord retaining strain relief

Flat head, A

4700.0001

Mating Outlets/Connectors

Category / Description

Appliance Outlet Overview complete



| | |
|---|------|
| 4787, Mounting: Screw-on mounting, Appliance Outlet: IEC Solder terminals, 10 A, Suitable for appliances with protection class I | 4787 |
| 4788, Mounting: Snap-in version, Appliance Outlet: IEC Solder terminals or quick connect terminals, 10 A, Suitable for appliances with protection class I | 4788 |
| IEC Appliance Outlet F or H, Screw-on Mounting, Front Side, Solder, PCB or Quick-connect Terminal | 5091 |

[Appliance Outlet further types to 6100-3](#)

Connector Overview complete



| | |
|---|---------|
| 4782 Mounting: Power Cord, 3 x 1 mm ² / 3 x 18 AWG, Cable, Connector: IEC C13 | 4782 |
| 4785 Mounting: Power Cord, 3 x 1 mm ² / 3 x 18 AWG, Cable, Connector: IEC C13 | 4785 |
| 4012 Mounting: Power Supply Cord, 3 x 1 mm ² , Screw clamps, Connector: IEC C13 | 4012 |
| 4300-06 Mounting: Power Cord, 3 x 1 mm ² / 3 x 18 AWG, Cable, Connector: IEC C13 | 4300-06 |
| 4781 Mounting: Power Cord, 3 x 1 mm ² / 3 x 18 AWG, Cable, Connector: IEC C15 | 4781 |

[Connector further types to 6100-3](#)