

Features

- Low forward voltage drop
- High conductance
- Lead free
- SMD package
- Ideal for low voltage rectification, DC/DC converter



SOD-323

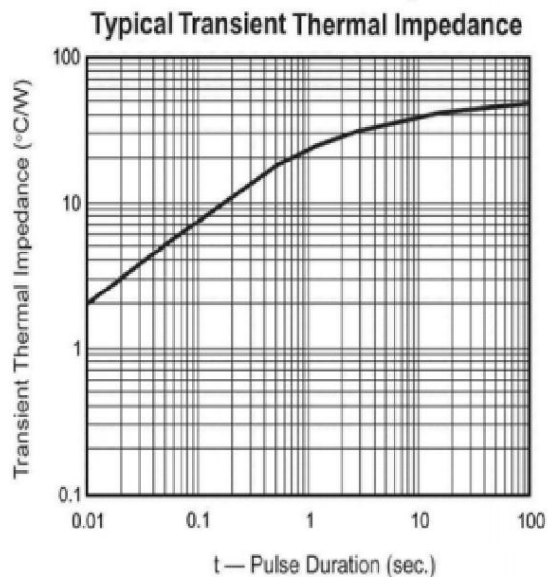
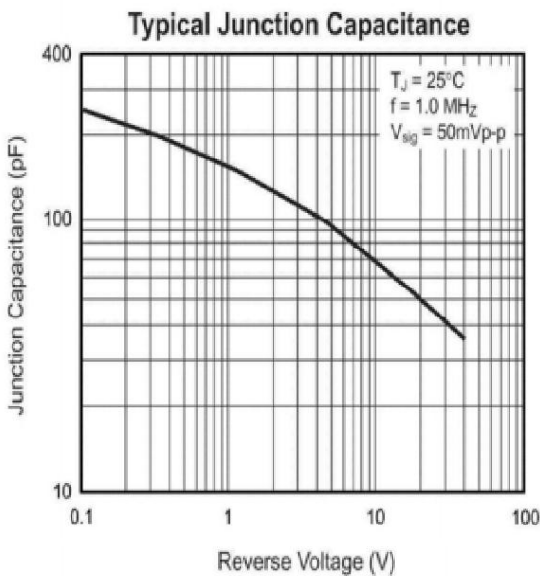
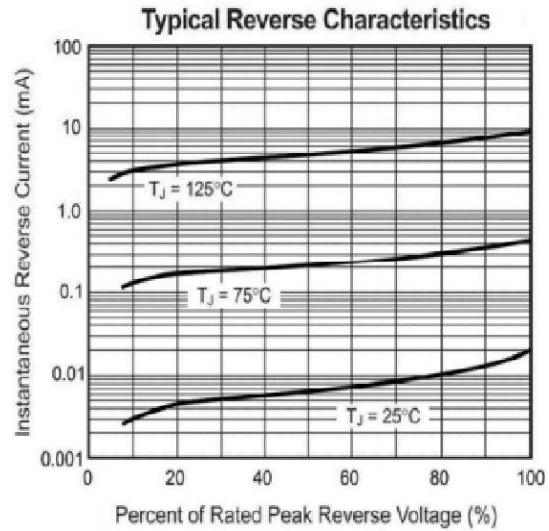
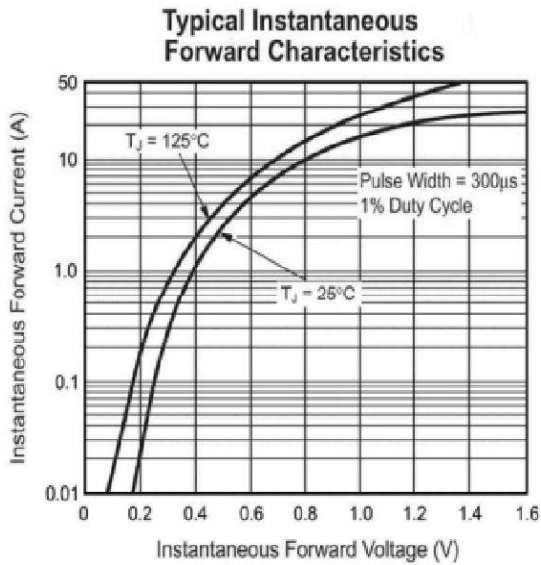
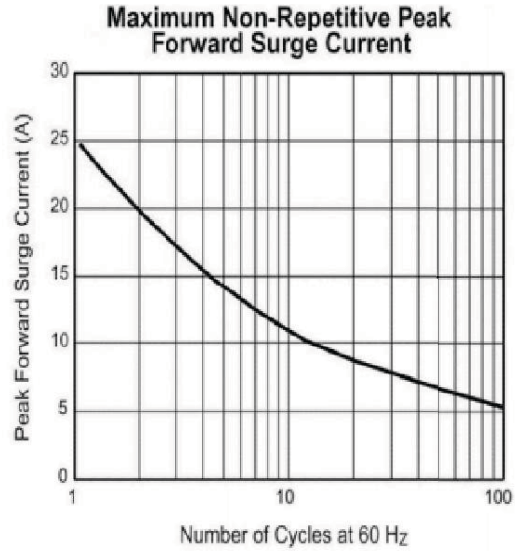
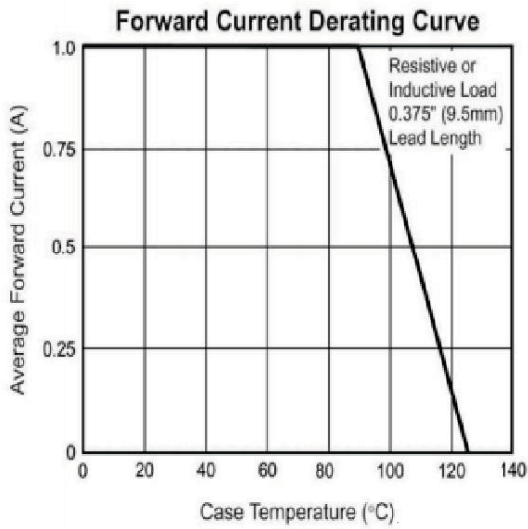
Absolute Maximum Ratings ($T_A=25^{\circ}\text{C}$ unless otherwise specified)

Symbol	GDB5819HWS	Unit
V_{RRM} V_{RWM} V_R	45	V
$V_{R(RMS)}$	31.5	V
I_F	1	A
I_{FSM}	25	A
P_d	200	mW
$R_{\theta JA}$	500	$^{\circ}\text{C}/\text{W}$
T_J, T_{STG}	-65 to 125	$^{\circ}\text{C}$

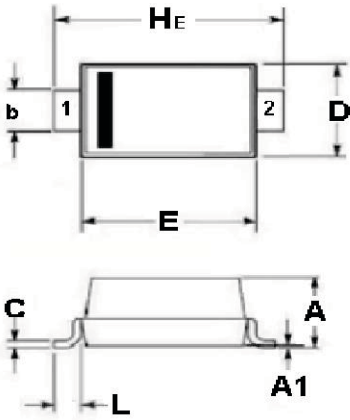
Electrical Characteristics ($T_A=25^{\circ}\text{C}$ unless otherwise specified)

Symbol	Conditions	GDB5819HWS		Unit
		Min	Max	
$V_{(BR)}$	$I_R=1\text{mA}$	45		V
V_F	$I_F=0.1\text{A}$		0.40	V
	$I_F=0.5\text{A}$		0.46	V
	$I_F=1\text{A}$		0.60	V
I_{RM}	$V_R=V_{RRM}$	1		mA
C_J	$V_R=4\text{V}, f=1.0\text{MHZ}$	120		pF

Typical Characteristic Curves



Package Outline Dimensions (in mm)



	SOD-323	
	Min	Max
A	0.80	1.00
A1	0.00	0.10
b	0.25	0.40
C	0.09	0.177
D	1.15	1.35
E	1.60	1.80
HE	2.30	2.70
L	0.20	0.40

PIN: 1. CATHODE 2. ANODE

Marking

MPN	GDB5819HWS
Marking	SM