


Features

- Low forward voltage drop
- Low leakage current
- Moisture sensitivity: level 1, per J-STD-020
- Low profile, typical thickness 1.0mm
- Solder dip 260 °C, 10 s



RoHS
COMPLIANT

Package: eSGB(SMAF)

Applications

For uses in low voltage, high frequency inverters, free wheeling and polarity protection applications.

Maximum Ratings (T_A = 25°C unless otherwise noted)

Parameter	Symbol	LS54	Unit
Maximum Repetitive Peak Reverse Voltage	V _{RRM}	40	V
Maximum RMS Voltage	V _{RMS}	28	V
Maximum DC Blocking Voltage	V _{DC}	40	V
Maximum Average Forward Rectified Current	I _{F(AV)}	5.0	A
Peak Forward Surge Current (8.3 ms single half sine-wave superimposed on rated load)	I _{FSM}	150	A
Operating Junction and Storage Temperature Range	T _J , T _{STG}	-55 to +150	°C

Electrical Characteristics (T_A = 25°C unless otherwise noted)

Parameter	Test Conditions	Symbol	LS54	Unit
Instantaneous Forward Voltage	I _F =5A, T _A =25°C	V _F	0.5	V
	I _F =5A, T _A =125°C		0.45	
Maximum DC Reverse Current @ rated DC Blocking Voltage	T _A =25°C	I _R	0.5	mA
	T _A =125°C		20	
Typical Junction Capacitance	4.0 V, 1 MHz	C _J	320	pF
Typical Thermal Resistance	Junction to Lead	R _{θJL}	26	°C/W

Note 1) Thermal resistance mounted on PCB with 8.0x8.0mm copper pads

Ratings and Characteristics Curves ($T_A = 25^\circ\text{C}$ unless otherwise noted)

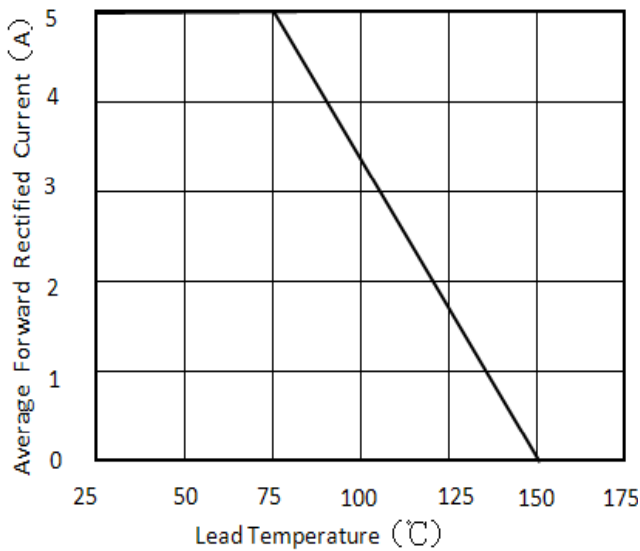


Figure 1. Forward Current Derating Curve

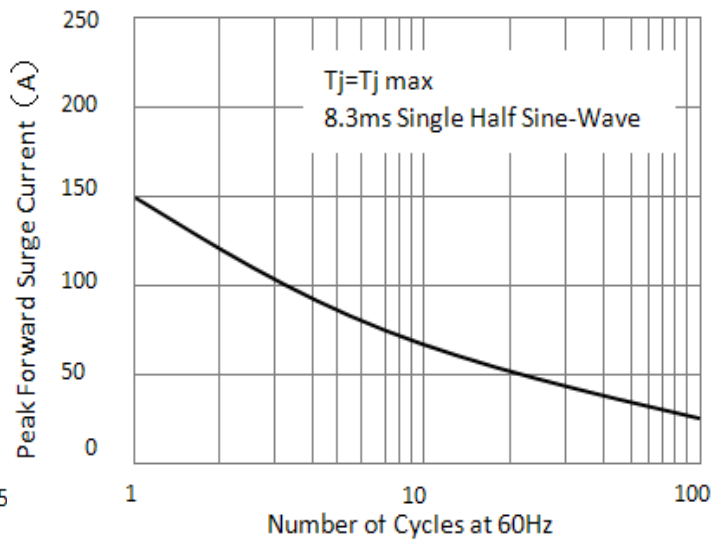


Figure 2. Maximum Non-Repetitive Peak Forward Surge Current

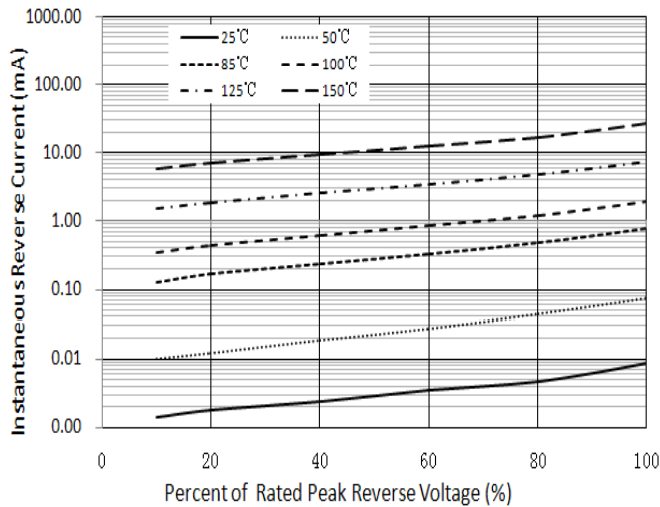


Figure 3. Typical Reverse Characteristics

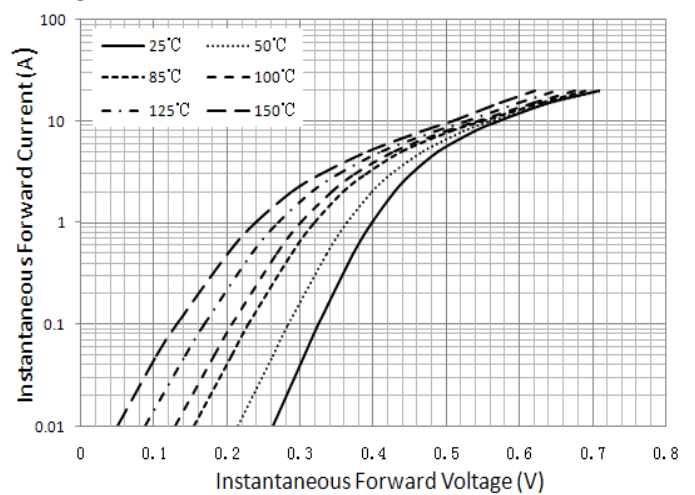
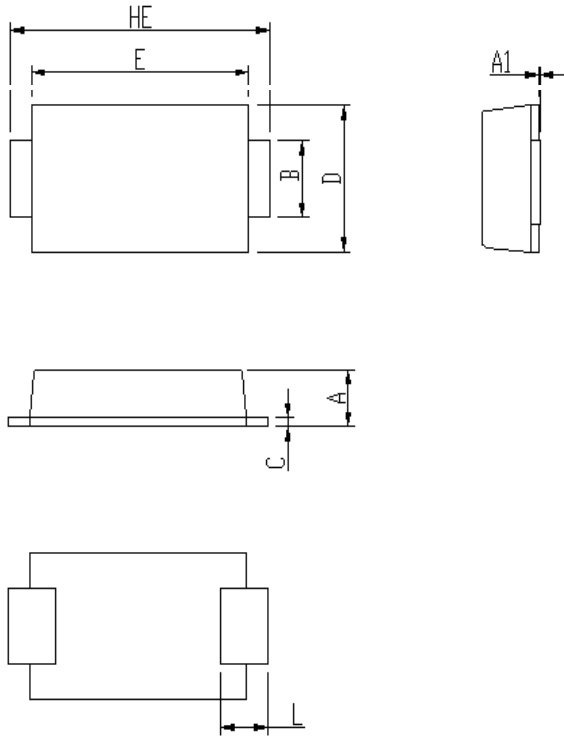


Figure 4. Typical Instantaneous Forward Characteristics

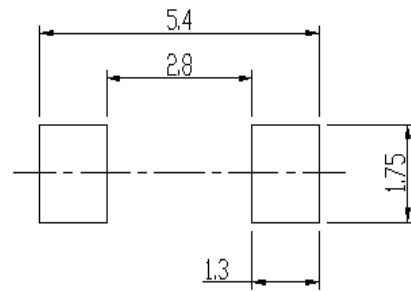
Package Outline Dimensions

eSGB (SMAF)



DIM	Unit: mm		Unit: inch	
	MIN	MAX	MIN	MAX
A	0.92	1.08	0.036	0.043
A1	0	0.1	0.000	0.004
B	1.25	1.45	0.049	0.057
C	0.1	0.25	0.004	0.010
D	2.6	2.8	0.102	0.110
E	4.1	4.3	0.161	0.169
L	0.8	1.0	0.031	0.039
HE	4.8	5.2	0.189	0.205

Soldering footprint



Packing Information

Packing quantities

10,000 pcs/Reel , 12mm Tape, 13"

Reel Tape & Reel Specification

