

## Features

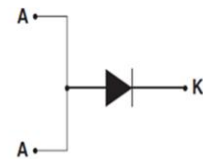
- Halogen-free package has underwriters Laboratory Flammability Classification 94V-0
- Thin package: thickness 1.0mm
- Low forward voltage, high efficiency



Package: POWER QFN5x6

## Mechanical Data

- Case: epoxy, molded
- Weight: 0.1grams (approximately)
- Finish: all external surfaces corrosion resistant and terminal leads readily solderable
- Lead temperature for soldering purpose: 260°C max. for 10 sec
- 3000 pcs/reel



Schematic Diagram

## Maximum Ratings & Electrical Characteristics

( $T_A=25^\circ\text{C}$  unless otherwise noted)

Parameter	Test Conditions		Symbol	Value	Unit
Maximum Repetitive Peak Reverse Voltage			$V_{RRM}$	100	V
Working Peak Reverse Voltage			$V_{RWM}$	100	V
Maximum DC Blocking Voltage			$V_{DC}$	100	V
Maximum Average Forward Rectified Current @ $T_c=105^\circ\text{C}$	Total Device		$I_{F(AV)}$	3.0	A
Peak Forward Surge Current 8.3ms Single Half Sine-wave Superimposed on Rated Load per Diode			$I_{FSM}$	70	A
Peak repetitive Reverse Current Per Leg at $t_p=2.0\mu\text{s}$ , 1KHz			$I_{RRM}$	0.5	A
Operating Junction Temperature Range			$T_J$	- 55 to+150	$^\circ\text{C}$
Storage Temperature Range			$T_{STG}$	- 55 to+150	$^\circ\text{C}$
Maximum Instantaneous Forward Voltage per Leg	$I_F=3\text{A}$	$T_C=25^\circ\text{C}$	$V_F$	0.85	V
	$I_F=3\text{A}$	$T_C=125^\circ\text{C}$		0.80	
Maximum Reverse Current per Leg at Working Peak Reverse Voltage		$T_J=25^\circ\text{C}$	$I_R$	200	$\mu\text{A}$
		$T_J=100^\circ\text{C}$		15	mA
<b>Thermal Characteristics (<math>T_A=25^\circ\text{C}</math> unless otherwise noted)</b>					
<b>Symbol</b>	<b>Parameter</b>	<b>Typ. (POWER QFN5x6)</b>			<b>Unit</b>
$R_{\theta JC}$	Thermal Resistance, Junction to Case per Leg	2.5			$^\circ\text{C/W}$
$R_{\theta JA}$	Thermal Resistance, Junction to Ambient per Leg	50			$^\circ\text{C/W}$

**Note:** Pulse test:300us pulse width, duty cycle=2%

## Ratings and Characteristics Curves ( $T_A = 25^\circ\text{C}$ unless otherwise noted)

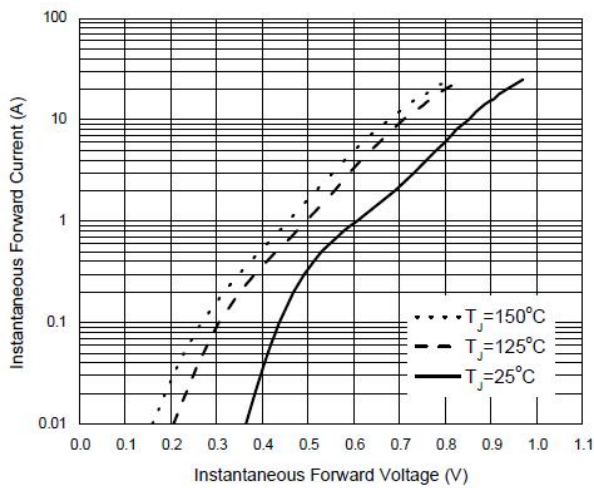
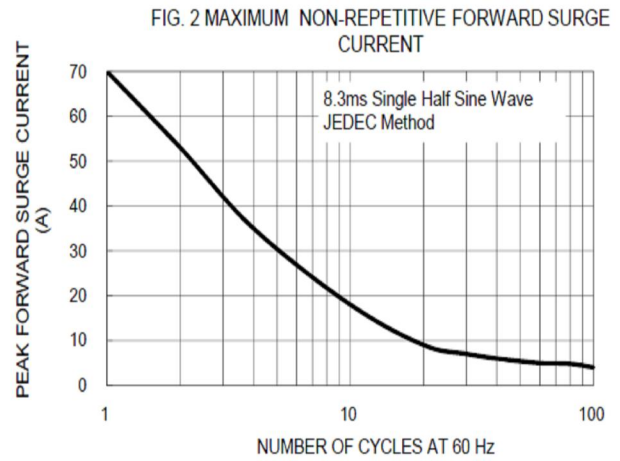
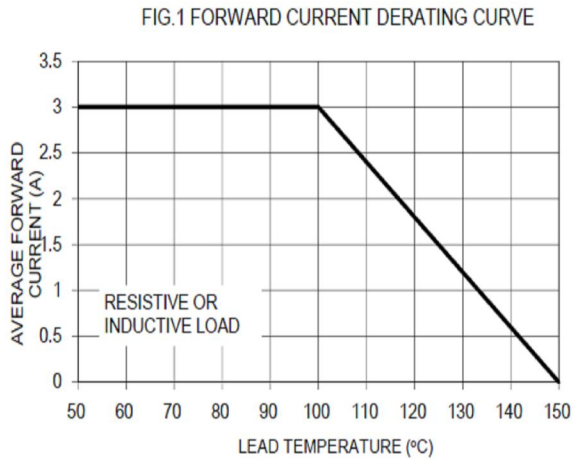


Figure 3. Typical Forward Characteristics

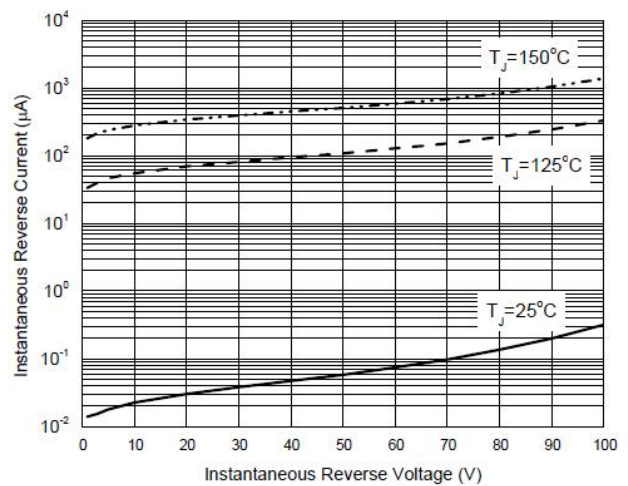


Figure 4. Typical Reverse Characteristics

## Package Outline Dimensions

in millimeters

POWER QFN5x6

