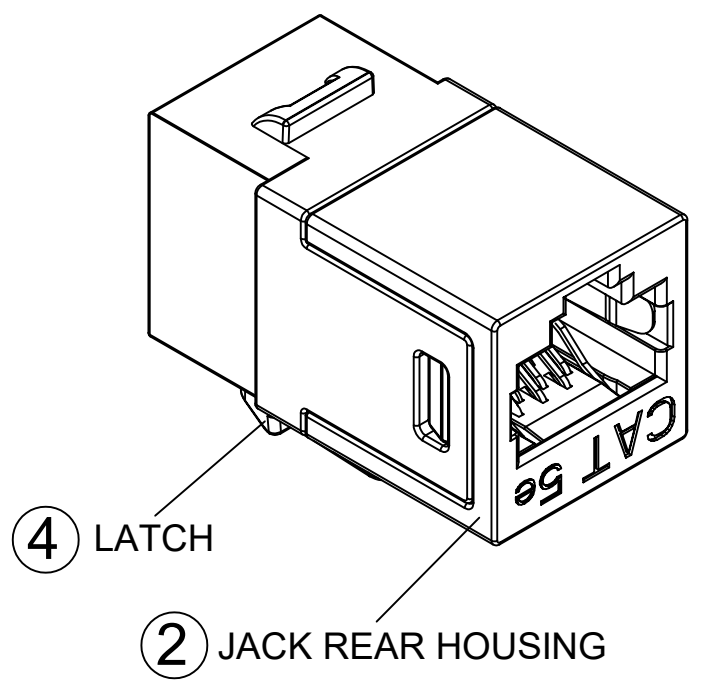
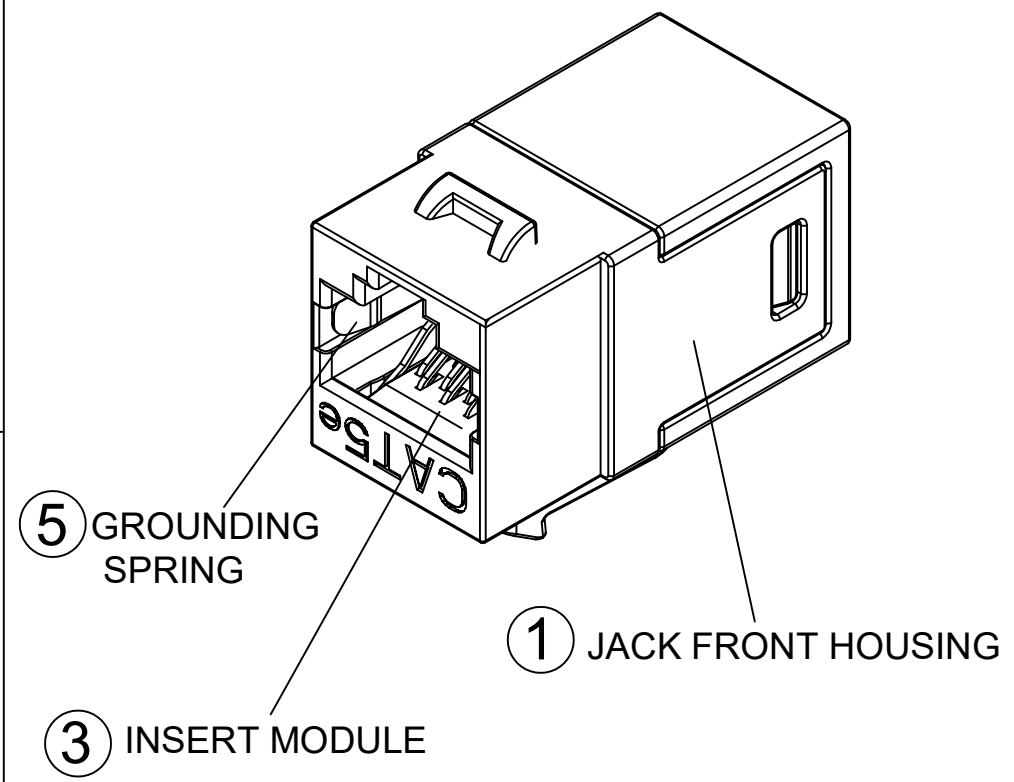


DATE	REV	ECN	APP'D. BY
03/14/18	A0	Released	TM



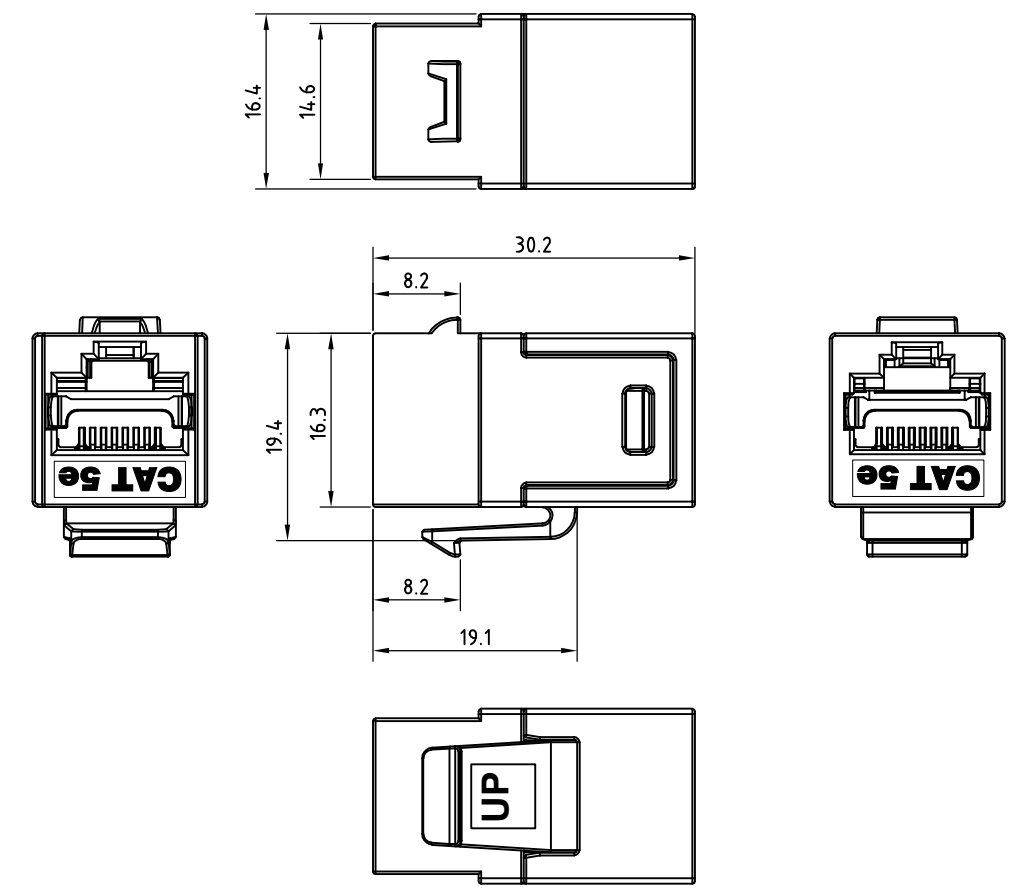
**TRANSMISSION PERFORMANCE**  
 Meet all requirements specified in channel requirement of ANSI/TIA-568-C.2 Category 5e

**ELECTRICAL**  
 Electrical Insulation Resistance : 500 MΩ min. @ 100V d.c  
 Dielectric Withstanding Voltage : 1000V d.c. or a.c. Peak; one contact to all other contacts connected together @ 60Hz for 1 minute. 1500V d.c. or a.c. Peak; all contacts connected together to shield @ 60Hz for 1 minute.

**MECHANICAL**  
 Insertion / Extraction Life : 750 Cycles Minimum  
 IDC Wire Gauge : 22 ~ 24 AWG

**PHYSICAL**  
 Housing : Zinc-alloy fully shielded  
 Spring Wire : Phosphor Bronze Alloy Plated With 50 micro-inch of Gold  
 IDC : Phosphor Bronze Alloy With 100 micro-inch 100% Sn Alloy

**ASSEMBLY DIMENSION**



COMPONENTS		
ITEM	PART NAME	Q'TY
5	GROUNDING SPRING	2
4	LATCH	1
3	INSERT MODULE	1
2	JACK REAR HOUSING	1
1	JACK FRONT HOUSING	1

SS-82100-004  
 PART NUMBER

THIRD ANGLE PROJECTION

206 Van Vorst Street  
 Jersey City, NJ 07302  
 +1 201 432 0463  
<http://www.belfuse.com>

DO NOT SCALE DRAWING  
 DRAWING IS SUBJECT TO CHANGE WITHOUT NOTICE

DIMENSIONS: METRIC


UNLESS OTHERWISE SPECIFIED  
 TOLERANCES ARE ±0.2  
 ANGLES ARE ± 1°

SHEET NO. 1 OF 1

TITLE: CAT 5E SHIELDED KEYSTONE COUPLER JACK

THIS DRAWING AND THE SUBJECT MATTER SHOWN THEREON ARE CONFIDENTIAL AND THE PROPRIETARY PROPERTY OF BEL FUSE, INC. AND SHALL NOT BE REPRODUCED, COPIED, OR USED IN ANY MANNER WITHOUT PRIOR WRITTEN CONSENT OF BEL FUSE, INC.

DRN BY: DG	DATE 03/14/18
APPD BY: TM	DATE 03/14/18
DWG NO. CT820018	REV. A0



# Mouser Electronics

Authorized Distributor

Click to View Pricing, Inventory, Delivery & Lifecycle Information:

Bel:

[SS-82100-004](#)