

Solenoid valves VUVS/valve manifold VTUS



Festo core product range
Covers 80% of your automation tasks

Worldwide:
Superb:
Easy:


Always in stock
Festo quality at an attractive price
Reduces procurement and storing complexity



Ready for dispatch from the Festo factory in 24 hours
Held in stock in 13 service centres worldwide
More than 2200 products




Ready for dispatch in 5 days maximum from stock
Assembled for you in 4 service centres worldwide
Up to 6 x 10¹² variants per product series



Solenoid valves VUVS/valve manifold VTUS

Key features



Innovative

- A reliable, heavy-duty valve with a long service life
- Design principle:
 - Piston spool with sealing ring (VUVS-LK)
 - Piston spool with sealing cartridge (VUVS-L)
- Flow rate up to 1000 l/min with VUVS-LK
- Flow rate up to 2300 l/min with VUVS-L
- Wide range of valve functions

Versatile

- Operating voltage can be easily altered by changing the solenoid coil (VUVS-L)
- In-line valves can be used as individual valves or manifold valves
- Variable pressure zones
- Wide range of mounting options

Reliable

- Ergonomic, reliable operation
- Reliable servicing thanks to valves that can be replaced quickly and easily

Easy to install

- Pre-assembled units on rails
- Individual valves assembled ready for installation
- Common supply manifolds for mounting on one or both sides
- Secure mounting on wall or H-rail

Valve manifold selection

Configurator

The appropriate valve manifold VTUS can be chosen quickly and easily using the online catalogue. This includes a convenient configurator, making it much easier to order the right product.

The valve manifold is fully assembled according to your order specification and individually checked. This reduces assembly and installation time to a minimum.

Ordering system for valve manifold VTUS

→ Internet: vtus

2D/3D CAD data

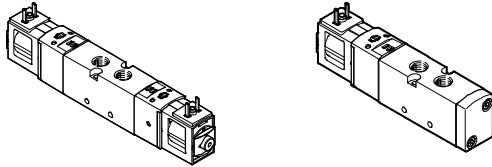
The CAD data for a configured valve manifold can be retrieved online using the configurator.

Solenoid valves VUVS/valve manifold VTUS

Key features

Solenoid valves VUVS


In-line valve VUVS-LK as individual valve



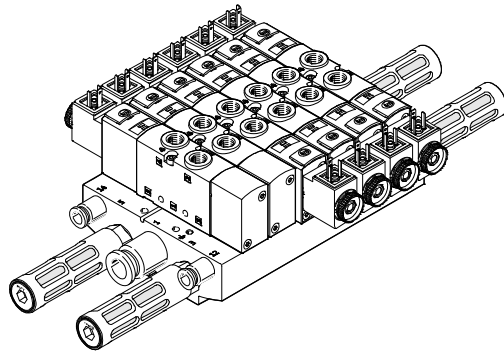
In-line valves are designed to be used without pneumatic linking. All pneumatic connections are on the valve and can be equipped with fittings/tubing.

By using a special seal set, the in-line valves can also be mounted on a manifold rail (pneumatic linking) as semi in-line valves.

In-line valve VUVS-L as individual valve

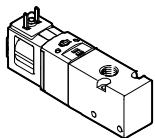


Valve manifold VTUS



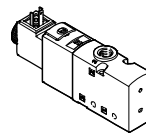
Equipment options

VUVS-LK



- 3/2- and 5/2-way valves, with solenoid coil
- Size 20 (21 mm)
- Size 25 (26.5 mm)

VUVS-L



- 3/2-, 5/2- and 5/3-way valves, with or without solenoid coil
- Size 20 (21 mm), size 25 (26.5 mm) and size 30 (31 mm)

The operating voltage of VUVS-L valves can be varied by changing the solenoid coil on the armature guide tube.

Valve functions of VUVS-LK

3/2-way valve, normally open, single solenoid:

- Internal pilot air supply
- Reset via pneumatic spring
- Direction of flow not reversible

5/2-way valve, single solenoid:

- Internal pilot air supply
- Reset via pneumatic spring
- Direction of flow not reversible

5/2-way valve, double solenoid:

- Internal pilot air supply
- Direction of flow not reversible

Solenoid valves VUUS / Valve manifold VTUS

Key features

Equipment options

Valve functions of VUUS-L

3/2-way valve, normally open, single solenoid:

- Internal/external pilot air supply
- Reset via pneumatic/mechanical spring
- Direction of flow can be reversed in the case of external pilot air supply

3/2-way valve, normally closed, single solenoid:

- Internal/external pilot air supply
- Reset via pneumatic/mechanical spring
- Direction of flow can be reversed in the case of external pilot air supply

5/2-way valve, single solenoid:

- Internal/external pilot air supply
- Reset via pneumatic/mechanical spring
- Direction of flow can be reversed in the case of external pilot air supply

5/3-way valve, mid-position exhausted, pressurised or closed:

- Internal/external pilot air supply
- Reset via mechanical spring
- Direction of flow can be reversed in the case of external pilot air supply

5/2-way valve, double solenoid:

- Internal/external pilot air supply
- Direction of flow can be reversed in the case of external pilot air supply

Key features

- A maximum of 16 valve positions can be configured in the standard version (for VUUS-L variant only)
- A maximum of 12 valve positions can be configured in the compact version (maximum of 10 valve positions for VUUS-LK variant)

- Valve positions 2 ... 10 can be configured in increments of 1, valve positions 10 ... 16 in increments of 2

- Manifold block with a maximum of 10 valve positions
- Extension module with 2 valve positions
- Common supply manifold with a maximum of 10 valve positions

- Creation of pressure zones (maximum 9 pressure zones in the case of a valve manifold with 16 valve positions)

Design

Valve replacement

Each valve is attached to the manifold block using two screws. The appropriate seal is mounted on the valve.

This means that the valves can be easily replaced.

Extension

Valve positions covered with blanking plates can be replaced with valves at a later date. The dimensions, mounting points and existing pneumatic installations remain unchanged.

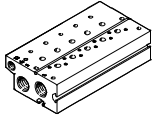
Extension modules with two valve positions are available for the standard manifold block. A manifold block can be extended with a maximum of three extension modules.

Solenoid valves VUVS / Valve manifold VTUS

Key features

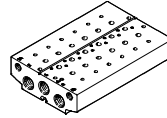
Standard manifold block (not for VUVS-LK valves)

For 3/2-way valves



- Connection
Size 20: G3/8
Size 25: G1/2
Size 30: G3/4
- For valves with external pilot air supply
- Maximum 10 valve positions

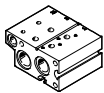
For 5/2- and 5/3-way valves



- Connection
Size 20: G3/8
Size 25: G1/2
Size 30: G3/4
- For valves with external pilot air supply
- Maximum 10 valve positions

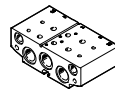
Extension module for standard manifold block (not for valves VUVS-LK)

For 3/2-way valves



- Connection
Size 20: G3/8
Size 25: G1/2
Size 30: G3/4
- Maximum two valve positions

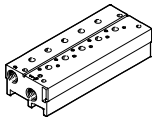
For 5/2- and 5/3-way valves



- Connection
Size 20: G3/8
Size 25: G1/2
Size 30: G3/4
- Maximum two valve positions

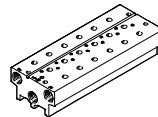
Compact manifold block

For 3/2-way valves



- Connection
Size 20: G1/4
Size 25: G3/8
Size 30: G1/2
- Maximum 10 valve positions

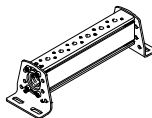
For 5/2- and 5/3-way valves



- Connection
Size 20: G1/4
Size 25: G3/8
Size 30: G1/2
- Maximum 10 valve positions

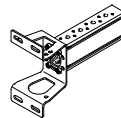
Common supply manifold

Mounting on both sides



- Connection
Size 20: G3/8
Size 25: G1/2
Size 30: G3/4
- Maximum 10 valve positions

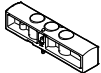
Mounting on one side



- Connection
Size 20: G3/8
Size 25: G1/2
Size 30: G3/4
- Maximum 4 valve positions

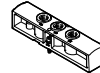
Blanking plate for unused valve position

For covering unused valve positions



Supply plate

For additional air supply and exhaust via a valve position



Separator for pressure zones

For creating pressure zones
(maximum 9 pressure zones permitted)



Note

A filter must be installed upstream of the intake air getting into the valve (e.g. when operating a suction cup). This prevents any foreign matter in

the intake air getting into the valve (e.g. when operating a suction cup).

Solenoid valves VUVS/valve manifold VTUS

Key features – Pneumatics



Creating pressure zones and separating exhaust air


Compressed air is supplied and exhausted via the manifold block/common supply manifold and via supply plates.

The position of the supply plates and duct separations can be freely selected with the VTUS.

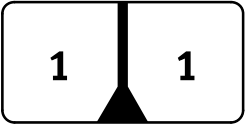


A pressure zone is created by isolating the internal ducts between the valve positions using an appropriate separator.

The separator can be used in the following ducts:

- Duct 1
- Duct 3
- Duct 5

 Note

- Use a separator if the exhaust air pressures are high
- Use at least one supply plate/supply for each pressure zone
- Pressure zone separation is not possible in ducts 12 and 14 (pilot air supply)

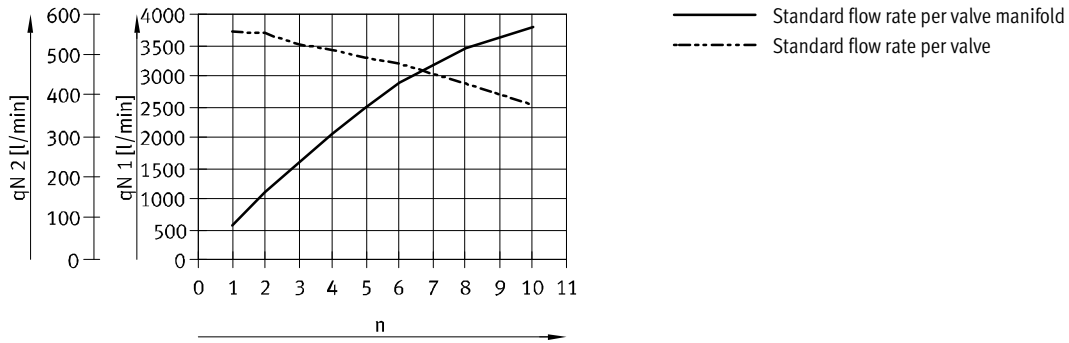
Duct separation	Description
	<p>The pressure zones can be freely configured with the VTUS. The following duct separations are possible:</p> <ul style="list-style-type: none"> • Duct 1 closed  • Duct 1/3/5 closed  • Duct 3/5 closed 
	<p>The number of pressure zones with the VTUS is limited by the number of valve positions on the manifold block/common supply manifold. Note that each supply plate occupies one valve position. There must always be at least two valve positions between two separators. In the case of a maximum extension of 16 valve positions, a maximum of 9 pressure zones can be created.</p>

Solenoid valves VUVS/valve manifold VTUS

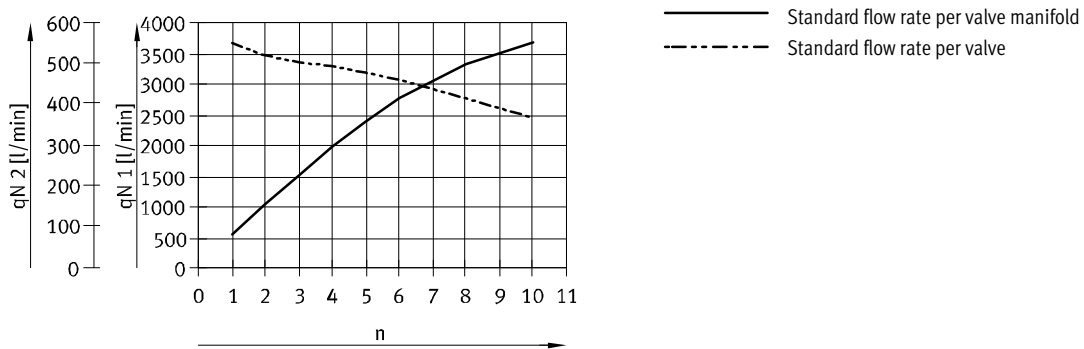
Key features – Pneumatics, VUVS-LK

Standard nominal flow rate q_{Nn} , with several valves n connected in parallel, size 20

For 3/2-way valves, individual valve and valve manifold



For 5/2-way valves, individual valve and valve manifold

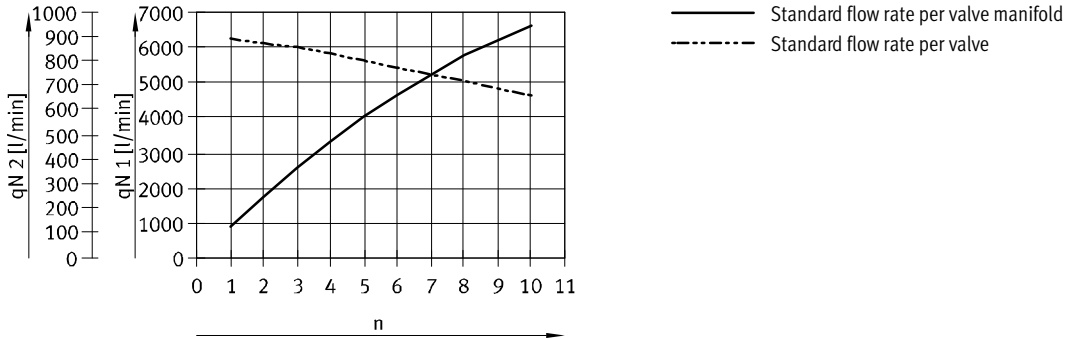


Solenoid valves VUVS/valve manifold VTUS

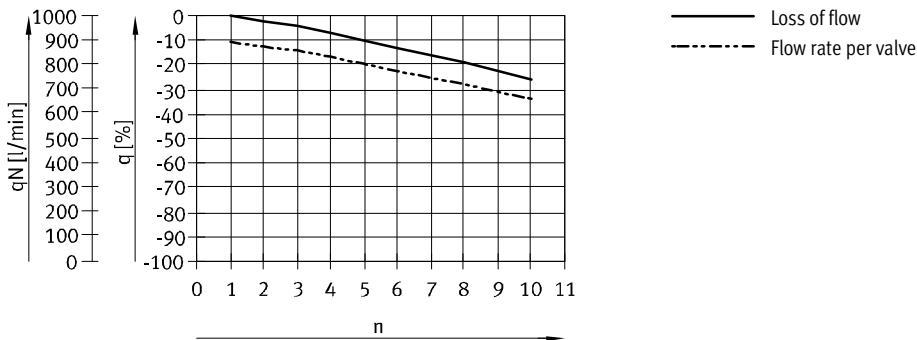
Key features – Pneumatics, VUVS-LK

Standard nominal flow rate q_N , with several valves n connected in parallel, size 25

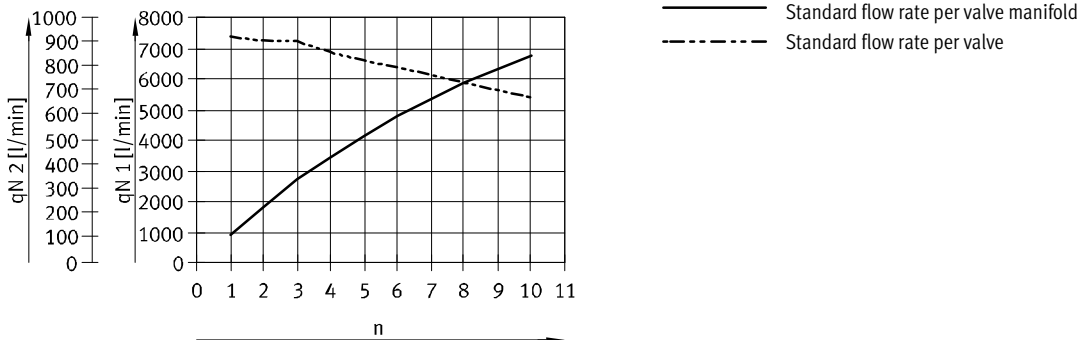
For 3/2-way valves, individual valve and valve manifold



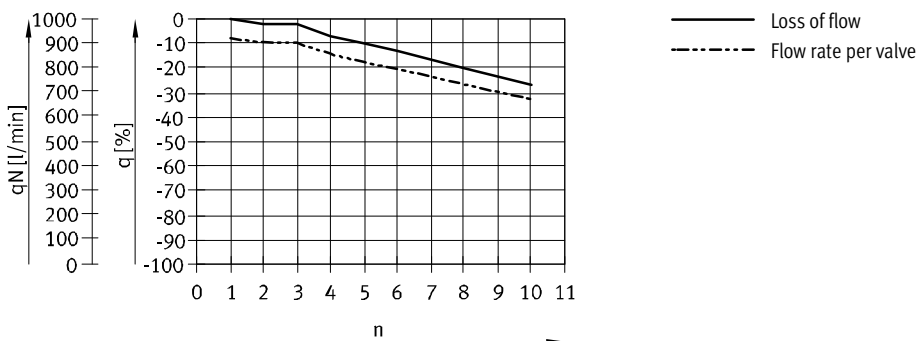
For 3/2-way valves, individual valve



For 5/2-way valves, individual valve and valve manifold



For 5/2-way valves, individual valve

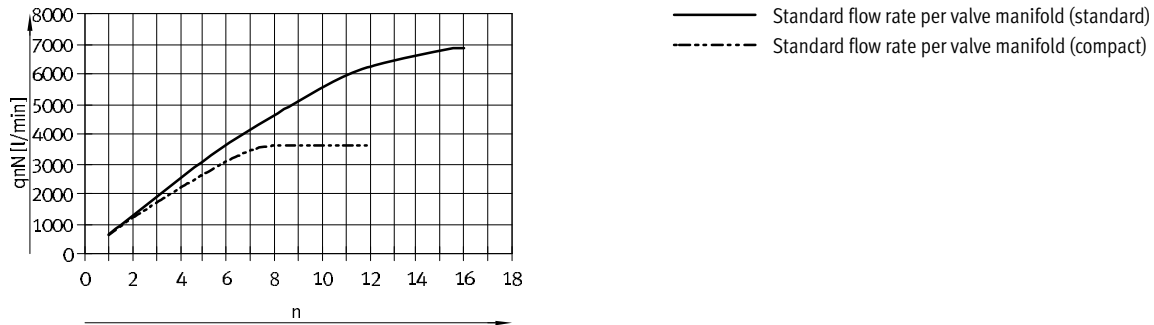


Solenoid valves VUVS/valve manifold VTUS

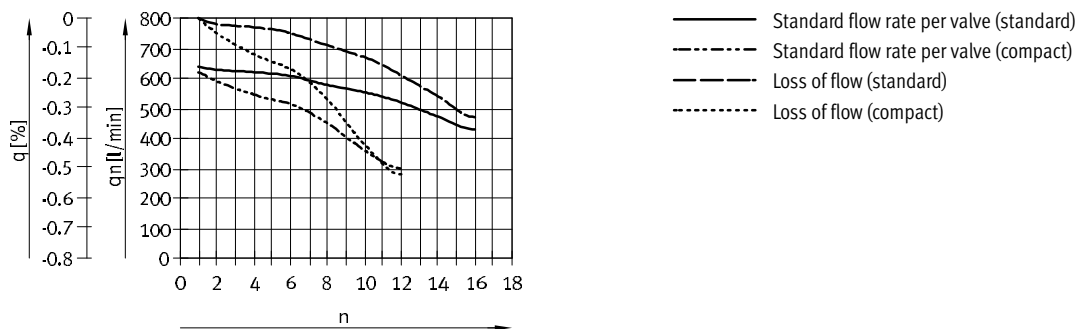
Key features – Pneumatics, VUVS-L

Standard nominal flow rate q_{nN} , with several valves n connected in parallel, size 20

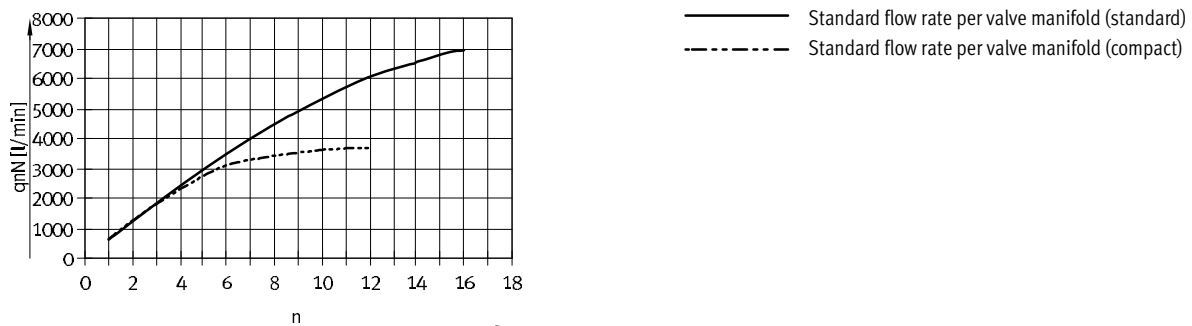
For 3/2-way valves, valve manifold



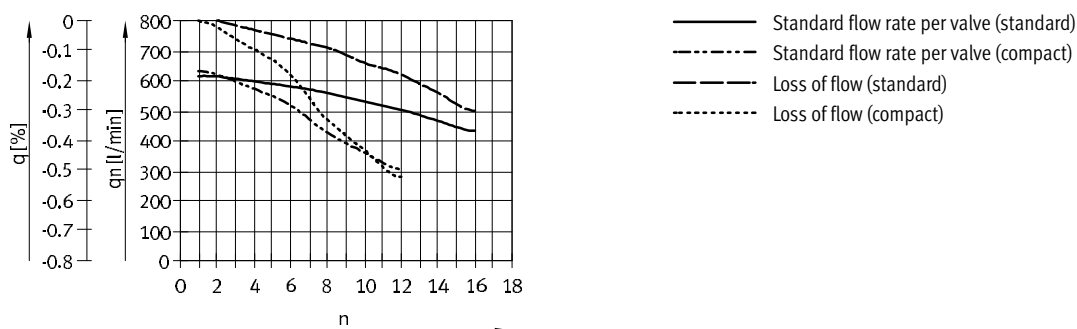
For 3/2-way valves, individual valve



For 5/2-way valves, valve manifold



For 5/2-way valves, individual valve

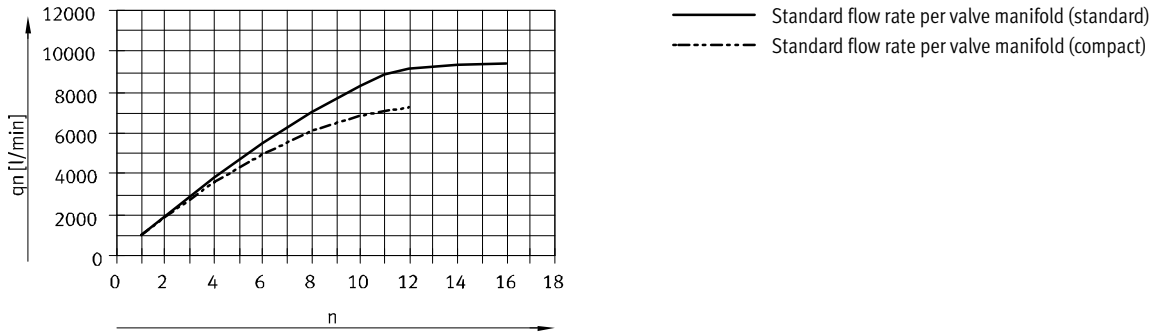


Solenoid valves VUVS/valve manifold VTUS

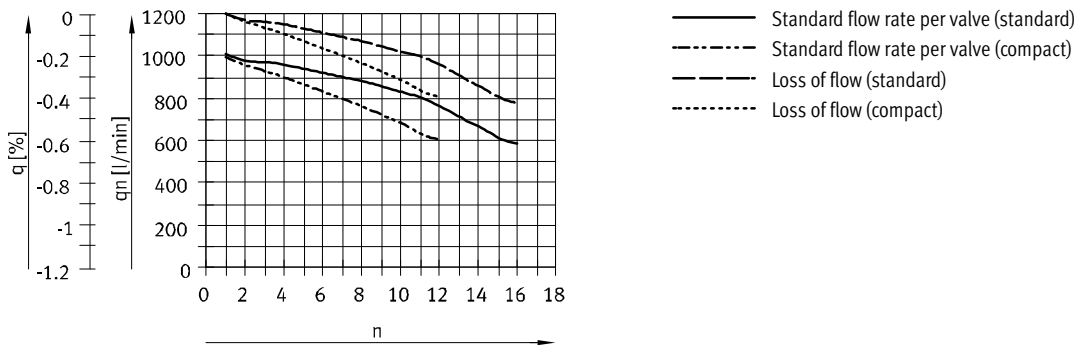
Key features – Pneumatics, VUVS-L

Standard nominal flow rate q_{nN} , with several valves n connected in parallel, size 25

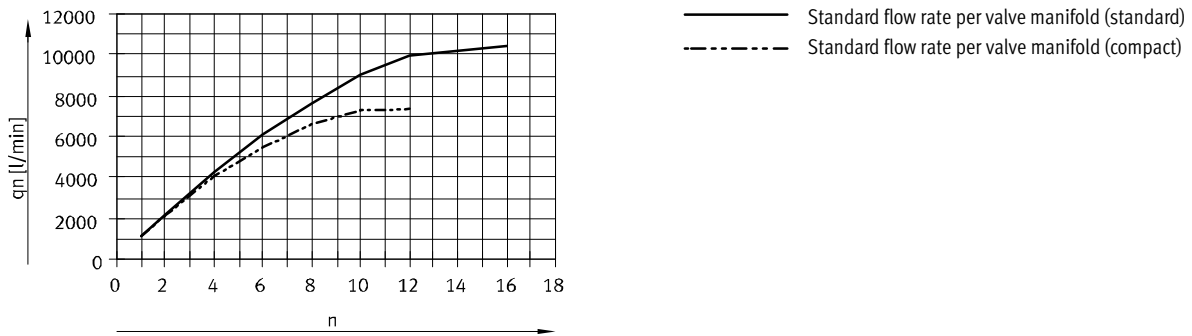
For 3/2-way valves, valve manifold



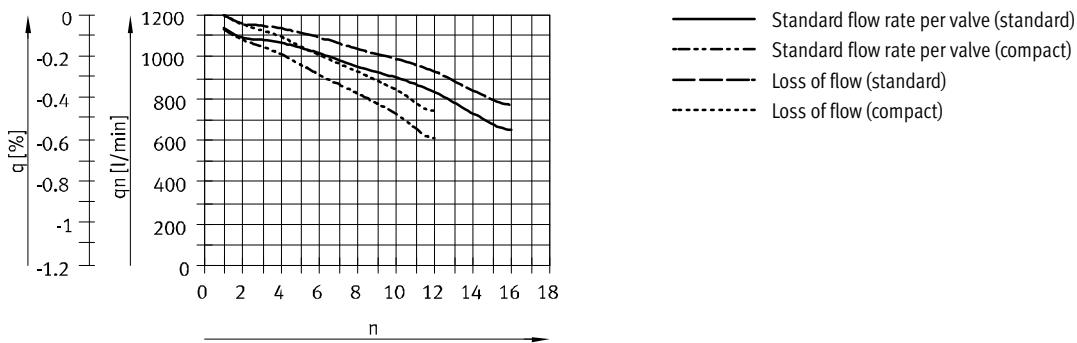
For 3/2-way valves, individual valve



For 5/2-way valves, valve manifold



For 5/2-way valves, individual valve

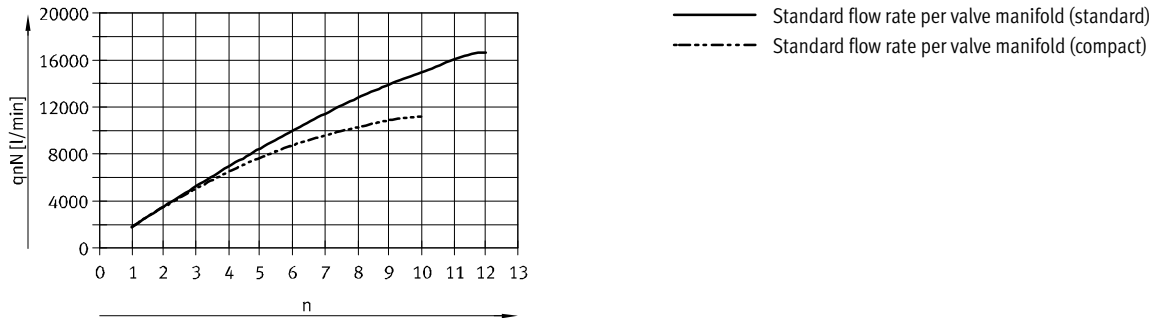


Solenoid valves VUVS/valve manifold VTUS

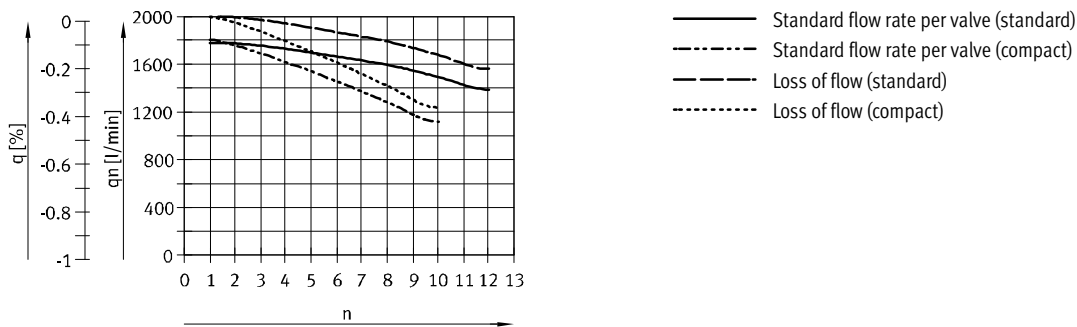
Key features – Pneumatics, VUVS-L

Standard nominal flow rate q_{nN} , with several valves n connected in parallel, size 30

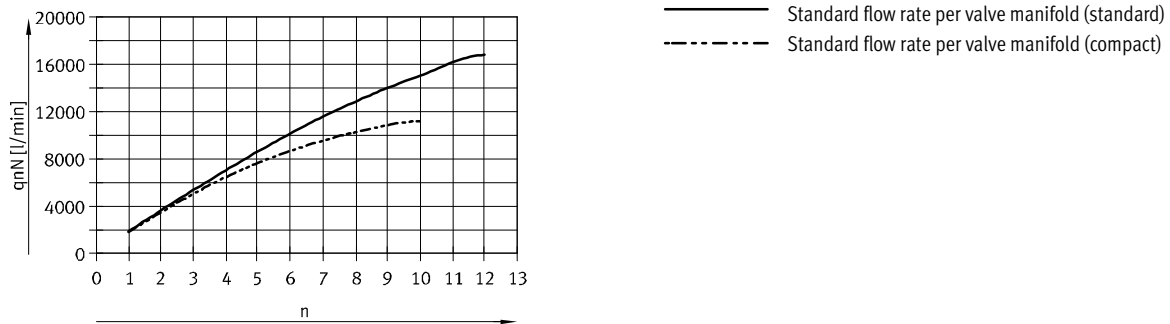
For 3/2-way valves, valve manifold



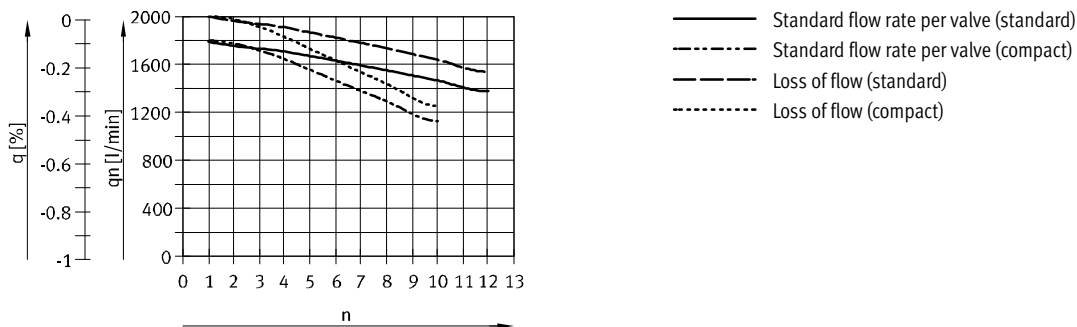
For 3/2-way valves, individual valve



For 5/2- and 5/3-way valves, valve manifold



For 5/2- and 5/3-way valves, individual valve



Solenoid valves VUVS/valve manifold VTUS

Key features – Pneumatics

FESTO

Mounting valve manifold VTUS

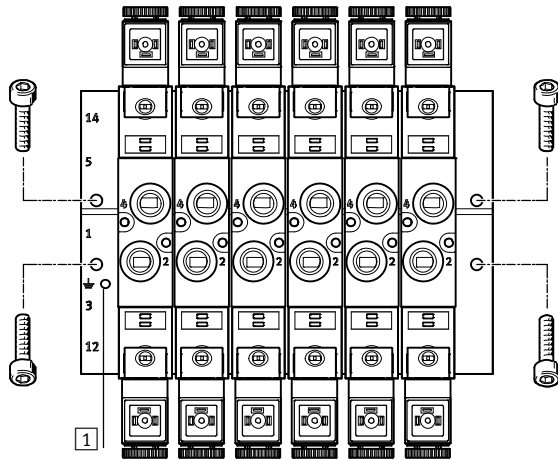
Sturdy manifold assembly owing to:

- Four through-holes for wall mounting
- H-rail mounting

-  - Note

Use the thread M4/M5 provided on the manifold block for earthing the valve manifold.

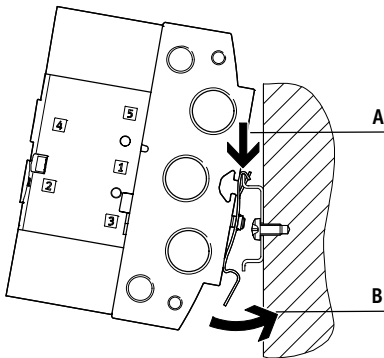
Wall mounting



Sturdy wall mounting of the manifold block using four through-holes.

1 Earth terminal

H-rail mounting



The H-rail mounting VAME-T-M... consists of two mounting clips. These are screwed to the manifold block on the left and right.

The valve manifold VTUS is then lowered onto the H-rail from above (arrow A) and clipped into the H-rail at the bottom (arrow B).

-  - Note

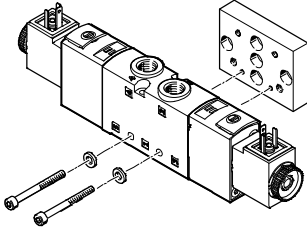
- Note the max. tightening torque of the screws for H-rail mounting
- Only horizontal H-rail mounting is permissible
- Mounting only possible on H-rail TH 35-... to EN 60715
- Vibration/shock loads are not permissible with H-rail mounting
- Further information on assembly → Assembly instructions for H-rail mounting VAME-T-M...

Solenoid valves VUVS/valve manifold VTUS

Key features – Assembly

Mounting individual valve VUVS

Wall mounting

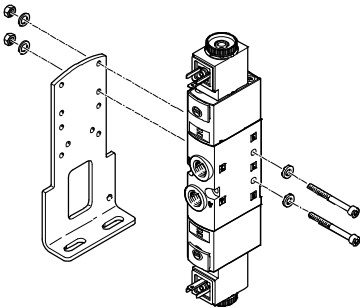


For mounting individual valves on a flat surface, e.g. aluminium profile systems.

The solenoid valves are provided with two through-holes for attaching to the wall mounting VAME-B10-20-W.

The relevant screw set is included when the wall mounting VAME-B10-20-W is ordered.

Foot mounting



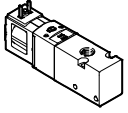
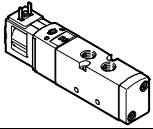
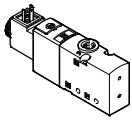
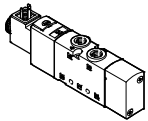
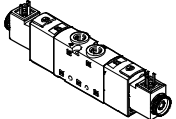
For mounting individual valves on a flat surface, e.g. aluminium profile systems.

The solenoid valves are provided with two through-holes for attaching to the foot mounting VAME-B10-...-A.

The relevant screw set is included when the foot mounting VAME-B10-...-A is ordered.

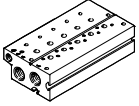

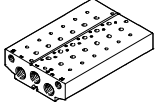

Solenoid valves VUUS/valve manifold VTUS

Product range overview

Valve	Size	Working port	Order code for valves and flow rate [l/min]							→ Page/ Internet
			M32C	M32U	M52	B52	P53C	P53U	P53E	
3/2-way valve VUUS-LK										
	20	G1/8	■ 550	-	-	-	-	-	-	45
	25	G1/4	■ 1000	-	-	-	-	-	-	54
5/2-way valve VUUS-LK										
	20	G1/8	-	-	■ 550	■ 550	-	-	-	45
	25	G1/4	-	-	■ 1000	■ 1000	-	-	-	54
3/2-way valve VUUS-L										
	20	G1/8	■ 700	■ 700	-	-	-	-	-	63
	25	G1/4	■ 1000	■ 1000	-	-	-	-	-	77
	30	G3/8	■ 2300	■ 2300	-	-	-	-	-	94
5/2-way valve VUUS-L										
	20	G1/8	-	-	■ 700	■ 700	-	-	-	63
	25	G1/4	-	-	■ 1300	■ 1300	-	-	-	77
	30	G3/8	-	-	■ 2300	■ 2300	-	-	-	94
5/3-way valve VUUS-L										
	20	G1/8	-	-	-	-	■ 700	■ 600	■ 600	63
	25	G1/4	-	-	-	-	■ 1200	■ 1000	■ 1000	77
	30	G3/8	-	-	-	-	■ 2000	■ 1600	■ 1600	94

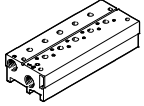
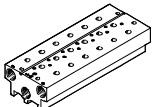
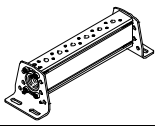
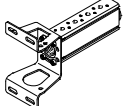
Solenoid valves VUVS/valve manifold VTUS

Product range overview

Design	Size	Description	→ Page/ Internet
Manifold block for 3/2-way valves, standard (not for valves VUVS-LK)			
	20	VABM-B10-20E-G38- ... P3	Connection size G3/8 112
	25	VABM-B10-25E-G12- ... P3	Connection size G1/2 125
	30	VABM-B10-30E-G34- ... P3	Connection size G3/4 138
Manifold block extension module for 3/2-way valves, standard (not for valves VUVS-LK)			
	20	VABM-B10-20EEE-G38- ... P3	Connection size G3/8 112
	25	VABM-B10-25EEE-G12- ... P3	Connection size G1/2 125
	30	VABM-B10-30EEE-G34- ... P3	Connection size G3/4 138
Manifold block for 5/2- and 5/3-way valves, standard			
	20	VABM-B10-20E-G38- ...	Connection size G3/8 112
	25	VABM-B10-25E-G12- ...	Connection size G1/2 125
	30	VABM-B10-30E-G34- ...	Connection size G3/4 138
Manifold block extension module for 5/2- and 5/3-way valves, standard			
	20	VABM-B10-20EEE-G38- ...	Connection size G3/8 112
	25	VABM-B10-25EEE-G12- ...	Connection size G1/2 125
	30	VABM-B10-30EEE-G34- ...	Connection size G3/4 138

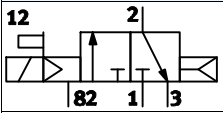
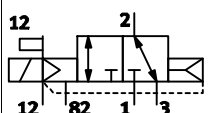
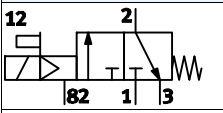
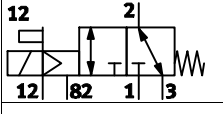
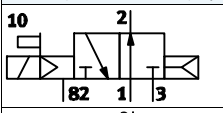
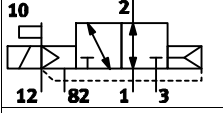
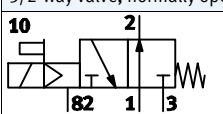
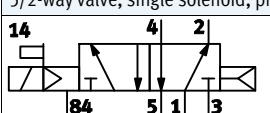
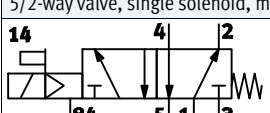
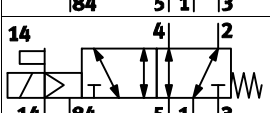
Solenoid valves VUVS/valve manifold VTUS

Product range overview

Design	Size	Description	→ Page/ Internet
Manifold block for 3/2-way valves, compact			
	20	VABM-B10-20S-G14- ... P3	Connection size G1/4 112
	25	VABM-B10-25S-G38- ... P3	Connection size G3/8 125
	30	VABM-B10-30S-G12- ... P3	Connection size G1/2 138
Manifold block for 5/2- and 5/3-way valves, compact			
	20	VABM-B10-20S-G14- ...	Connection size G1/4 112
	25	VABM-B10-25S-G38- ...	Connection size G3/8 125
	30	VABM-B10-30S-G12- ...	Connection size G1/2 138
Common supply manifold, for mounting on both sides			
	20	VABM-B10-20-G38- ... P53	Connection size G3/8 112
	25	VABM-B10-25-G12- ... P53	Connection size G1/2 125
	30	VABM-B10-30-G34- ... P53	Connection size G3/4 138
Common supply manifold, for mounting on one side			
	20	VABM-B10-20-G38- ... P53-E	Connection size G3/8 112
	25	VABM-B10-25-G12- ... P53-E	Connection size G1/2 125
	30	VABM-B10-30-G34- ... P53-E	Connection size G3/4 138

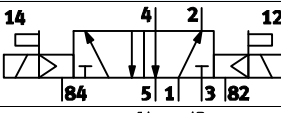
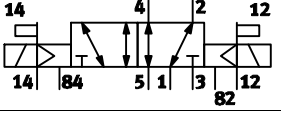
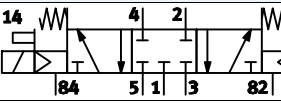
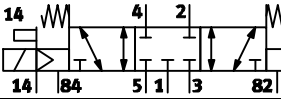
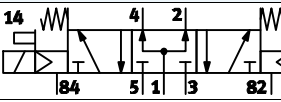
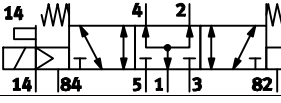
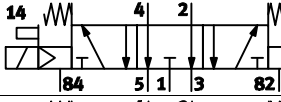
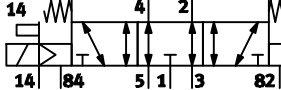
Solenoid valves VUUS/valve manifold VTUS

Overview of valve functions

Valve	Order code for valves	Description	VUUS-LK		VUUS-L		
			Size		Size		
			20	25	20	25	30
3/2-way valve, normally closed, pneumatic spring							
	M32C	Internal pilot air supply, not reversible	■	■	■	■	■
		External pilot air supply, reversible	-	-	■	■	■
3/2-way valve, normally closed, mechanical spring							
	M32C	Internal pilot air supply, not reversible	-	-	■	■	■
		External pilot air supply, reversible	-	-	■	■	■
3/2-way valve, normally open, pneumatic spring							
	M32U	Internal pilot air supply, not reversible	-	-	■	■	■
		External pilot air supply, reversible	-	-	■	■	■
3/2-way valve, normally open, mechanical spring							
	M32U	Internal pilot air supply, not reversible	-	-	■	■	■
		External pilot air supply, reversible	-	-	■	■	■
5/2-way valve, single solenoid, pneumatic spring							
	M52	Internal pilot air supply, not reversible	■	■	■	■	■
		External pilot air supply, reversible	-	-	■	■	■
5/2-way valve, single solenoid, mechanical spring							
	M52	Internal pilot air supply, not reversible	-	-	■	■	■
		External pilot air supply, reversible	-	-	■	■	■

Solenoid valves VUUS/valve manifold VTUS

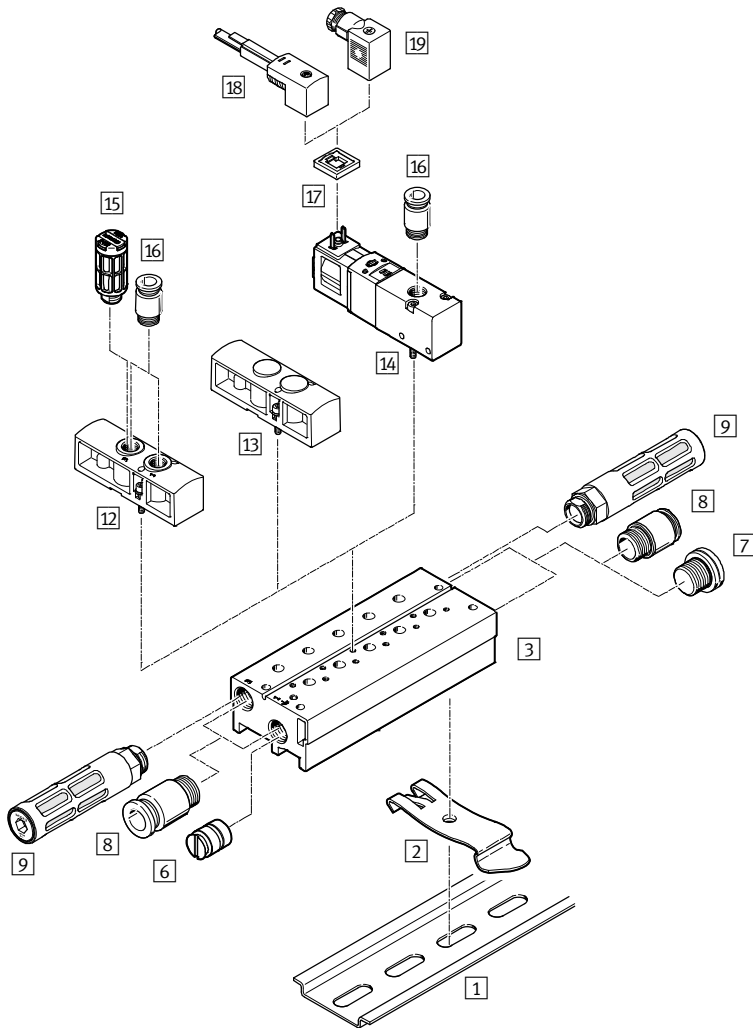
Overview of valve functions

Valve	Order code for valves	Description	VUUS-LK		VUUS-L		
			Size		Size		
			20	25	20	25	30
5/2-way valve, double solenoid							
	B52	Internal pilot air supply, not reversible	■	■	■	■	■
		External pilot air supply, reversible	-	-	■	■	■
5/3-way valve, mechanical spring, closed							
	P53C	Internal pilot air supply, not reversible	-	-	■	■	■
		External pilot air supply, reversible	-	-	■	■	■
5/3-way valve, mechanical spring, pressurised							
	P53U	Internal pilot air supply, not reversible	-	-	■	■	■
		External pilot air supply, reversible	-	-	■	■	■
5/3-way valve, mechanical spring, exhausted							
	P53E	Internal pilot air supply, not reversible	-	-	■	■	■
		External pilot air supply, reversible	-	-	■	■	■

Solenoid valves VUVS-LK/valve manifold VTUS

Peripherals overview VUVS-LK

Manifold block for 3/2-way valves

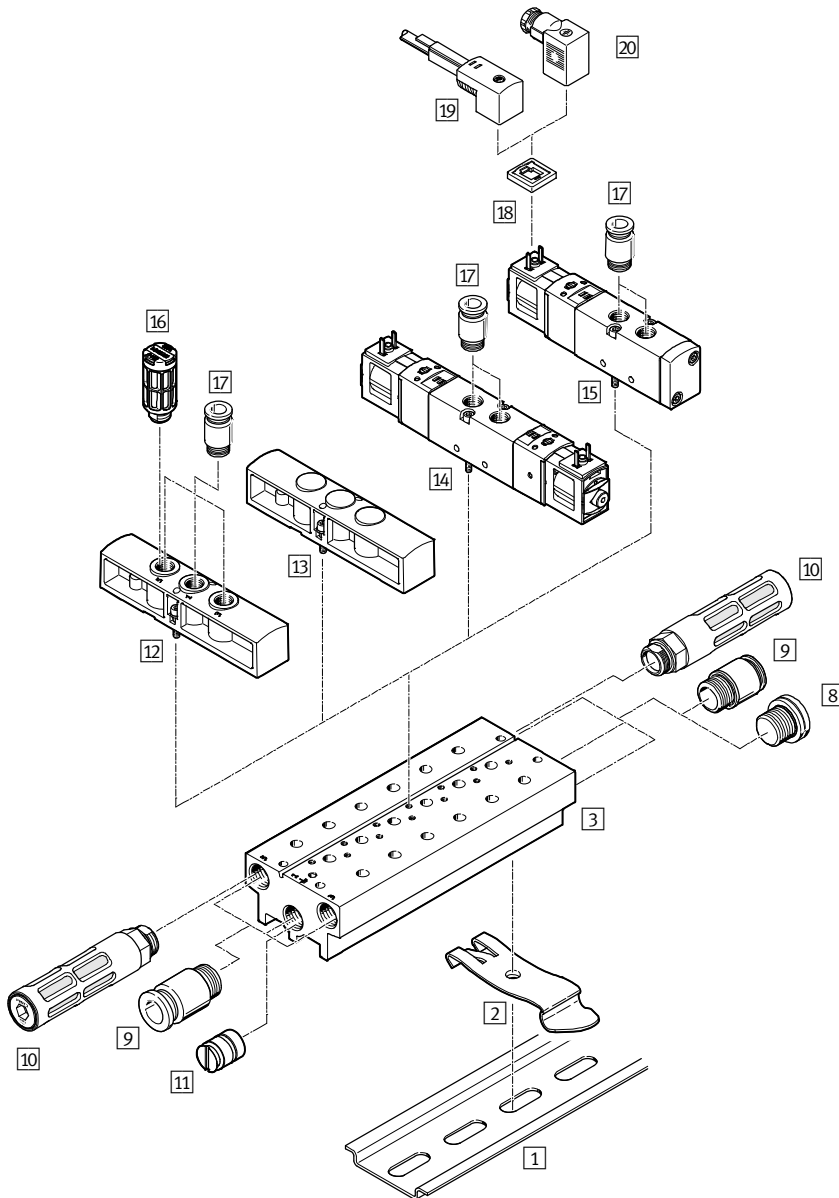


Designation	Description	→ Page/Internet
1 H-rail	–	–
2 H-rail mounting	For H-rail mounting	124, 137
3 Compact manifold block	For 3/2-way valves, no port for external pilot air supply	120, 133
6 Separator	For creating pressure zones in ports 1 and 3	124, 137
7 Blanking plug	For ports 1 and 3, supply and exhaust ports	124, 137
8 Push-in fitting	For ports 1 and 3, supply and exhaust ports	123, 136
9 Silencer	For port 3, exhaust	124, 137
12 Supply plate	For additional air supply and exhaust via a valve position	122, 135
13 Blanking plate	For covering unused valve positions	122, 135
14 Solenoid valve	3/2-way valve, with solenoid coil	52, 61
15 Silencer	For port 3, exhaust	124, 137
16 Push-in fitting	For ports 1 and 3, supply and exhaust ports with supply plate, for port 2, working port, on the valve	123, 136
17 Illuminating seal	For indicating the switching status	52, 61
18 Plug socket with cable	For solenoid valves VUVS	52, 61
19 Plug socket	For solenoid valves VUVS	52, 61

Solenoid valves VUVS-LK/valve manifold VTUS

Peripherals overview VUVS-LK

Manifold block for 5/2-way valves



Designation	Description	→ Page/Internet
1 H-rail	–	–
2 H-rail mounting	For H-rail mounting	124, 137
3 Compact manifold block	For 5/2-way valves, no port for external pilot air supply	120, 133
8 Blanking plug	For ports 1, 3 and 5, supply and exhaust ports	124, 137
9 Push-in fitting	For ports 1, 3 and 5, supply and exhaust ports	123, 136
10 Silencer	For ports 3 and 5, exhaust	124, 137
11 Separator	For creating pressure zones in ports 1, 3 and 5	124, 137
12 Supply plate	For additional air supply and exhaust via a valve position	122, 135

Solenoid valves VUVS-LK/valve manifold VTUS

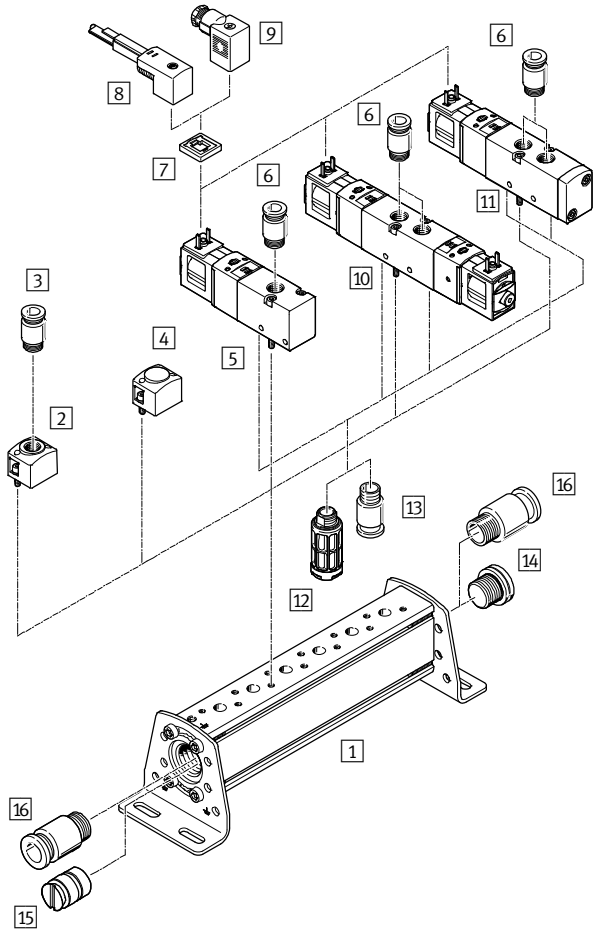
Peripherals overview VUVS-LK

Designation	Description	→ Page/Internet
13 Blanking plate	For covering unused valve positions	122, 135
14 Solenoid valve	5/2-way double solenoid valve, with solenoid coil	52, 61
15 Solenoid valve	5/2-way single solenoid valve, with solenoid coil	52, 61
16 Silencer	For ports 3 and 5, exhaust	124, 137
17 Push-in fitting	For ports 1, 3 and 5, supply and exhaust ports with supply plate For ports 2 and 4, working port, on the valve	123, 136
18 Illuminating seal	For indicating the switching status	52, 61
19 Plug socket with cable	For solenoid valves VUVS	52, 61
20 Plug socket	For solenoid valves VUVS	52, 61

Solenoid valves VUVS-LK/valve manifold VTUS

Peripherals overview VUVS-LK

Common supply manifold for mounting on both sides

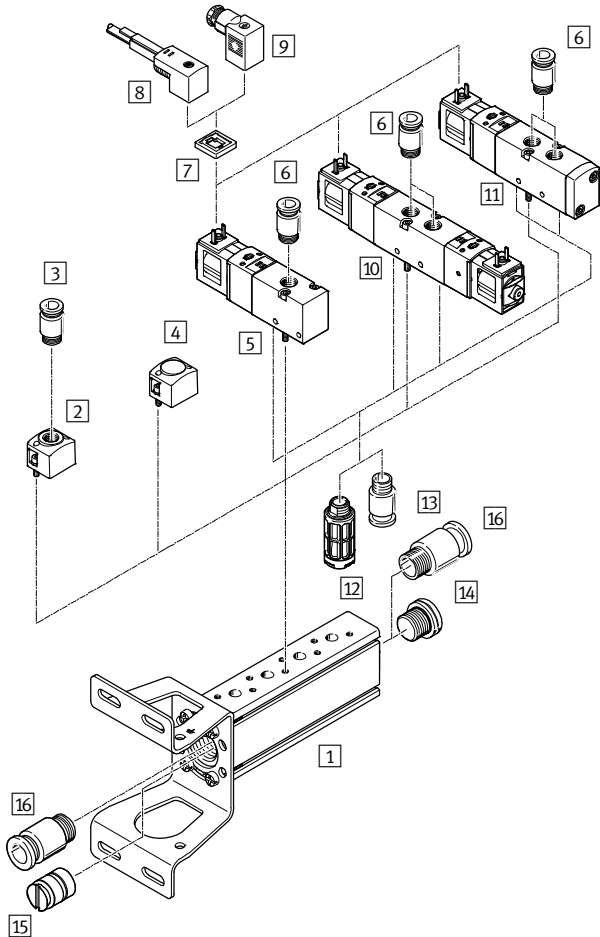


Designation	Description	→ Page/Internet
1	Common supply manifold	121, 134
2	Supply plate	For additional air supply via a valve position 122, 135
3	Push-in fitting	For port 1 123, 136
4	Blanking plate	For covering unused valve positions 122, 135
5	Solenoid valve	3/2-way valve, with solenoid coil 52, 61
6	Push-in fitting	For ports 2, 4, working port 123, 136
7	Illuminating seal	For indicating the switching status 52, 61
8	Plug socket with cable	For solenoid valves VUVS 52, 61
9	Plug socket	For solenoid valves VUVS 52, 61
10	Solenoid valve	5/2-way double solenoid valve, with solenoid coil 52, 61
11	Solenoid valve	5/2-way single solenoid valve, with solenoid coil 52, 61
12	Silencer	For ports 3 and 5, exhaust, on the valve 124, 137
13	Push-in fitting	For ports 3 and 5, exhaust, on the valve 123, 136
14	Blanking plug	For port 1, supply port 124, 137
15	Separator	For creating pressure zones 124, 137
16	Push-in fitting	For port 1, supply port 123, 136

Solenoid valves VUVS-LK/valve manifold VTUS

Peripherals overview VUVS-LK

Common supply manifold for mounting on one side



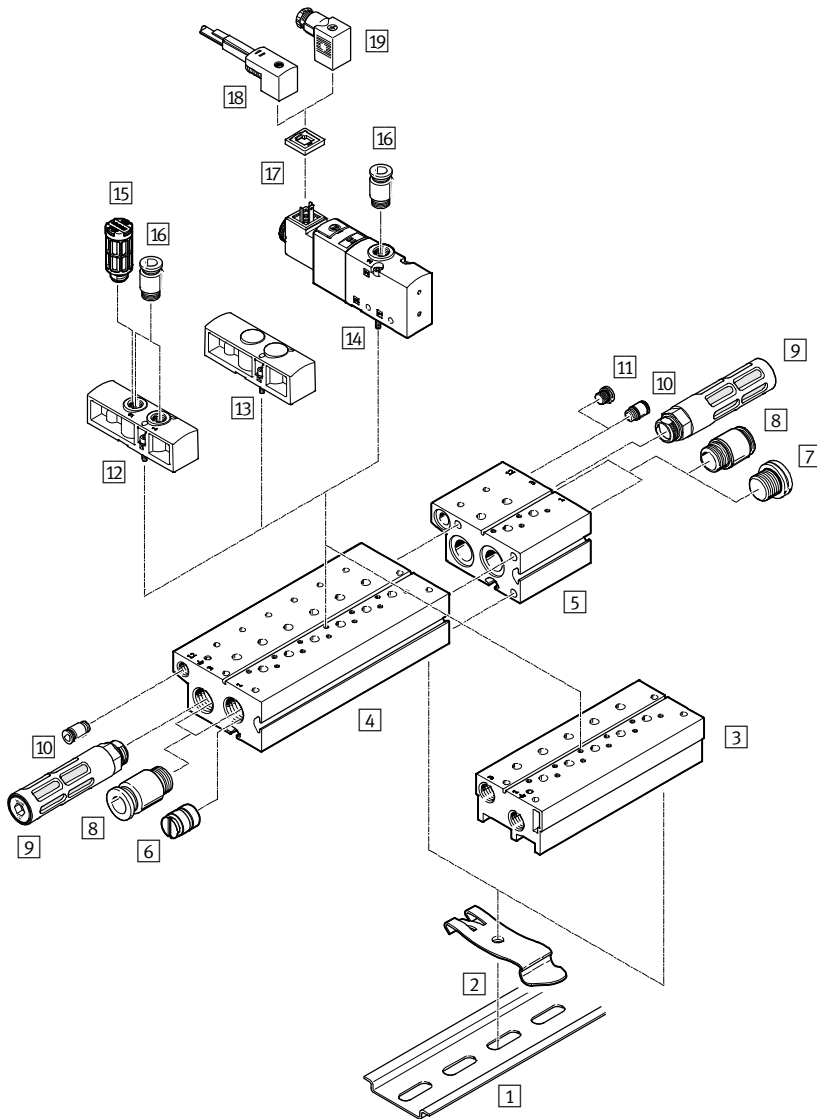
Designation	Description	→ Page/Internet
1	Common supply manifold	–
2	Supply plate	For additional air supply via a valve position
3	Push-in fitting	For port 1, supply port
4	Blanking plate	For covering unused valve positions
5	Solenoid valve	3/2-way valve, with solenoid coil
6	Push-in fitting	For ports 2 and 4, working port
7	Illuminating seal	For indicating the switching status
8	Plug socket with cable	For solenoid valves VUVS
9	Plug socket	For solenoid valves VUVS
10	Solenoid valve	5/2-way double solenoid valve, with solenoid coil
11	Solenoid valve	5/2-way single solenoid valve, with solenoid coil
12	Silencer	For ports 3 and 5, exhaust, on the valve
13	Push-in fitting	For ports 3 and 5, on the valve
14	Blanking plug	For port 1, supply port
15	Separator	For creating pressure zones
16	Push-in fitting	For port 1, supply port

Solenoid valves VUVS-L/valve manifold VTUS

Peripherals overview VUVS-L

FESTO

Manifold block for 3/2-way valves



Designation	Description	→ Page/Internet
1	H-rail	–
2	H-rail mounting	For H-rail mounting
3	Compact manifold block	For 3/2-way valves, no port for external pilot air supply
4	Standard manifold block	For 3/2-way valves, with port 10/12 for external pilot air supply
5	Extension module	For standard manifold block, with port 10/12 for external pilot air supply
6	Separator	For creating pressure zones in ports 1 and 3
7	Blanking plug	For ports 1 and 3, supply and exhaust ports
8	Push-in fitting	For ports 1 and 3, supply and exhaust ports
9	Silencer	For port 3, exhaust
10	Push-in fitting	For port 10/12, external pilot air supply, for standard manifold block only
11	Blanking plug	For port 10/12, external pilot air supply, for standard manifold block only
12	Supply plate	For additional air supply and exhaust via a valve position
13	Blanking plate	For covering unused valve positions
14	Solenoid valve	3/2-way valve, with solenoid coil

Solenoid valves VUVS-L/valve manifold VTUS

Peripherals overview VUVS-L

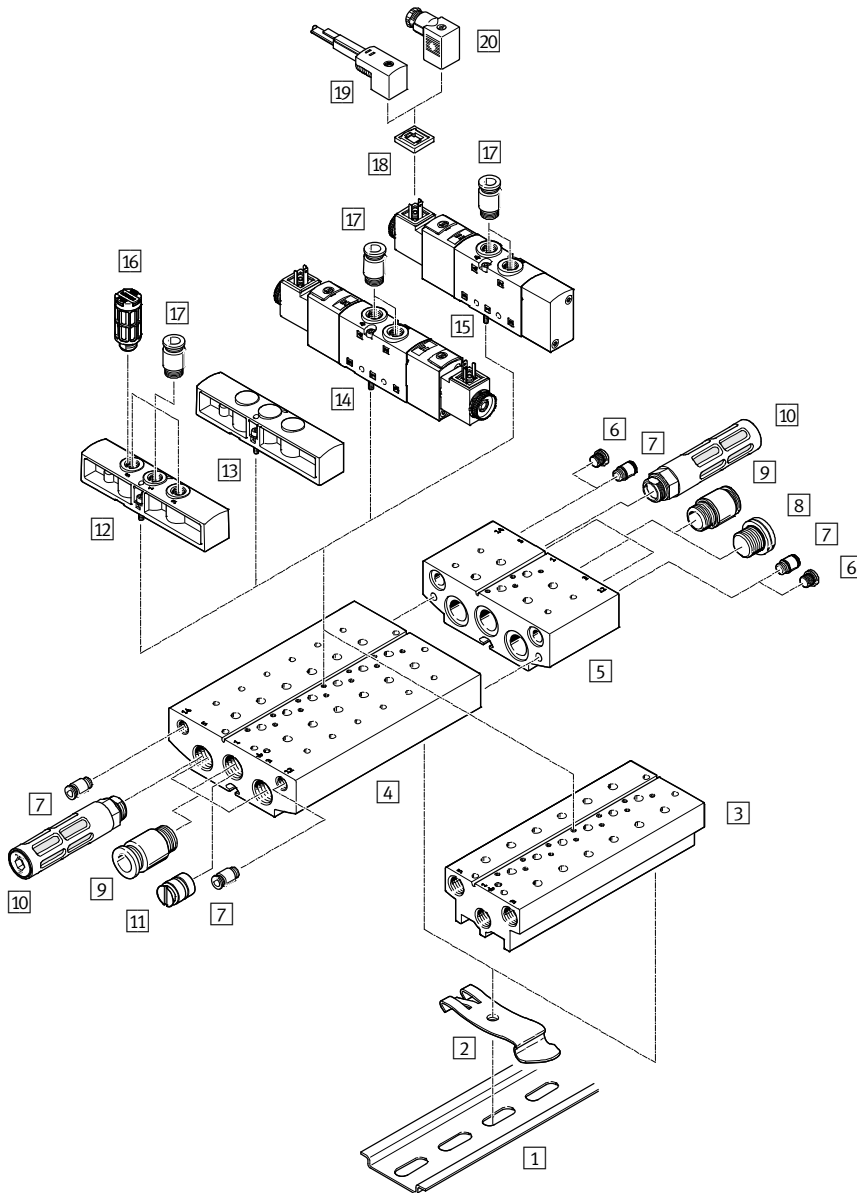
Designation	Description	→ Page/Internet
15 Silencer	For port 3, exhaust	124, 137, 150
16 Push-in fitting	For ports 1 and 3, supply and exhaust ports with supply plate, for port 2, working port, on the valve	123, 136, 149
17 Illuminating seal	For indicating the switching status	75, 92, 108
18 Plug socket with cable	For solenoid valves VUVS	75, 92, 108
19 Plug socket	For solenoid valves VUVS	75, 92, 108

Solenoid valves VUVS-L/valve manifold VTUS

Peripherals overview VUVS-L



Manifold block for 5/2- and 5/3-way valves



Designation	Description	→ Page/Internet
1 H-rail	–	–
2 H-rail mounting	For H-rail mounting	124, 137, 150
3 Compact manifold block	For 5/2- and 5/3-way valves, no port for external pilot air supply	120, 133, 146
4 Standard manifold block	For 5/2- and 5/3-way valves, with ports 12 and 14 for external pilot air supply	120, 133, 146
5 Extension module	For standard manifold block, with ports 12 and 14 for external pilot air supply	120, 133, 146
6 Blanking plug	For ports 12 and 14, external pilot air supply, for standard manifold block only	124, 137, 150
7 Push-in fitting	For ports 12 and 14, external pilot air supply, for standard manifold block only	123, 136, 149
8 Blanking plug	For ports 1, 3 and 5, supply and exhaust ports	124, 137, 150
9 Push-in fitting	For ports 1, 3 and 5, supply and exhaust ports	123, 136, 149
10 Silencer	For ports 3 and 5, exhaust	124, 137, 150
11 Separator	For creating pressure zones in ports 1, 3 and 5	124, 137, 150
12 Supply plate	For additional air supply and exhaust via a valve position	122, 135, 148

Solenoid valves VUVS-L/valve manifold VTUS

Peripherals overview VUVS-L

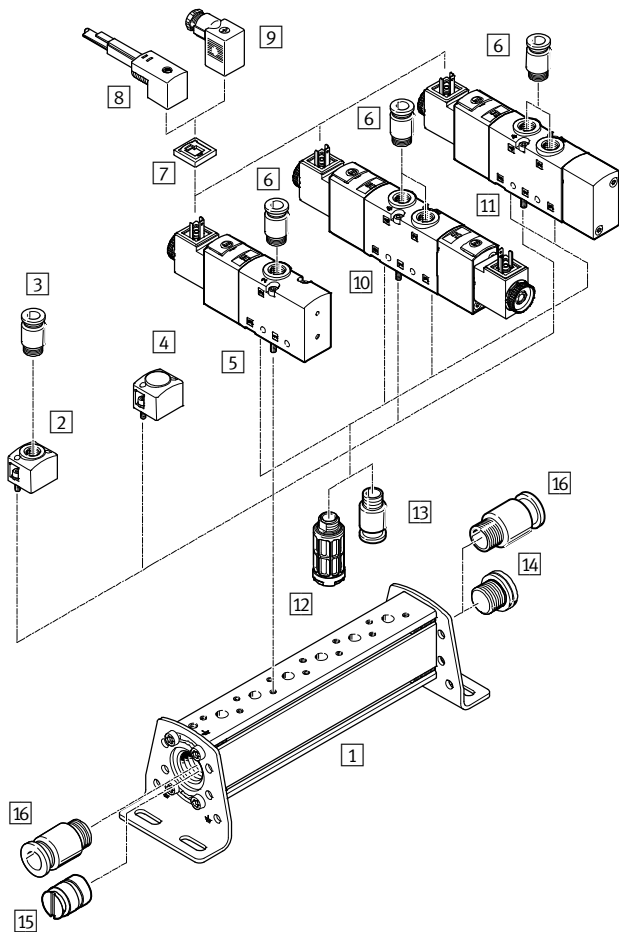
Designation	Description	→ Page/Internet
13 Blanking plate	For covering unused valve positions	122, 135, 148
14 Solenoid valve	5/3-way valve and 5/2-way valve, double solenoid, with solenoid coil	71, 85, 102
15 Solenoid valve	5/2-way single solenoid valve, with solenoid coil	71, 85, 102
16 Silencer	For ports 3 and 5, exhaust	124, 137, 150
17 Push-in fitting	For ports 1, 3 and 5, supply and exhaust ports with supply plate For ports 2 and 4, working port, on the valve	123, 136, 149
18 Illuminating seal	For indicating the switching status	75, 92, 108
19 Plug socket with cable	For solenoid valves VUVS	75, 92, 108
20 Plug socket	For solenoid valves VUVS	75, 92, 108

Solenoid valves VUVS-L/valve manifold VTUS

Peripherals overview VUVS-L

FESTO

Common supply manifold for mounting on both sides

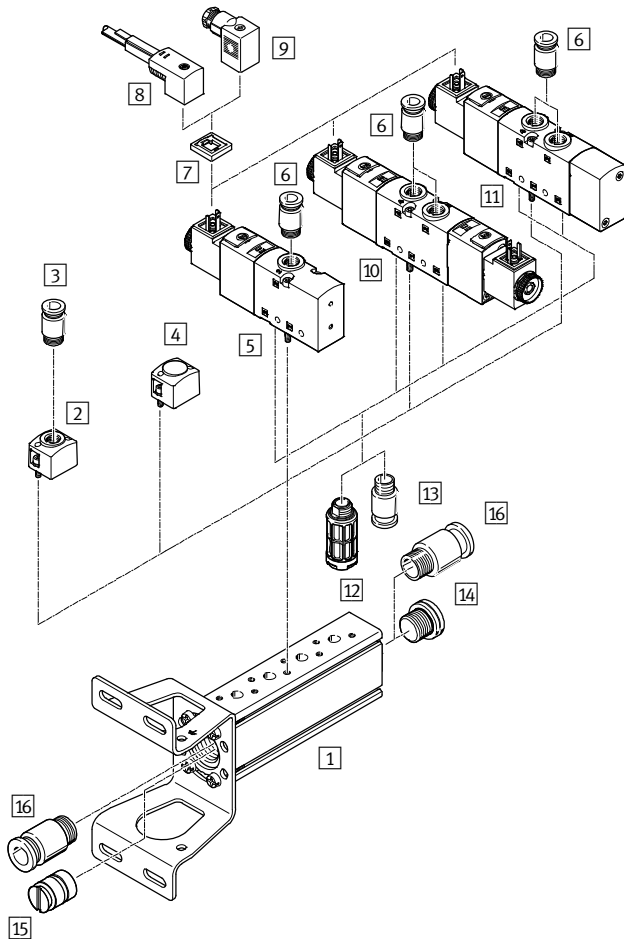


Designation	Description	→ Page/Internet
1	Common supply manifold	121, 134, 147
2	Supply plate	For additional air supply via a valve position 122, 135, 148
3	Push-in fitting	For port 1 123, 136, 149
4	Blanking plate	For covering unused valve positions 122, 135, 148
5	Solenoid valve	3/2-way valve, with solenoid coil 71, 85, 102
6	Push-in fitting	For ports 2, 4, working port 123, 136, 149
7	Illuminating seal	For indicating the switching status 75, 92, 108
8	Plug socket with cable	For solenoid valves VUVS 75, 92, 108
9	Plug socket	For solenoid valves VUVS 75, 92, 108
10	Solenoid valve	5/3-way valve and 5/2-way valve, double solenoid, with solenoid coil 71, 85, 102
11	Solenoid valve	5/2-way single solenoid valve, with solenoid coil 71, 85, 102
12	Silencer	For ports 3 and 5, exhaust, on the valve 124, 137, 150
13	Push-in fitting	For ports 3 and 5, exhaust, on the valve 123, 136, 149
14	Blanking plug	For port 1, supply port 124, 137, 150
15	Separator	For creating pressure zones 124, 137, 150
16	Push-in fitting	For port 1, supply port 123, 136, 149

Solenoid valves VUVS-L/valve manifold VTUS

Peripherals overview VUVS-L

Common supply manifold for mounting on one side




Designation	Description	→ Page/Internet
1	Common supply manifold	121, 134, 147
2	Supply plate	For additional air supply via a valve position 122, 135, 148
3	Push-in fitting	For port 1, supply port 123, 136, 149
4	Blanking plate	For covering unused valve positions 122, 135, 148
5	Solenoid valve	3/2-way valve, with solenoid coil 71, 85, 102
6	Push-in fitting	For ports 2 and 4, working port 123, 136, 149
7	Illuminating seal	For indicating the switching status 75, 92, 108
8	Plug socket with cable	For solenoid valves VUVS 75, 92, 108
9	Plug socket	For solenoid valves VUVS 75, 92, 108
10	Solenoid valve	5/3-way valve and 5/2-way valve, double solenoid, with solenoid coil 71, 85, 102
11	Solenoid valve	5/2-way single solenoid valve, with solenoid coil 71, 85, 102
12	Silencer	For ports 3 and 5, exhaust, on the valve 124, 137, 150
13	Push-in fitting	For ports 3 and 5, on the valve 123, 136, 149
14	Blanking plug	For port 1, supply port 124, 137, 150
15	Separator	For creating pressure zones 124, 137, 150
16	Push-in fitting	For port 1, supply port 123, 136, 149

Valve manifold VTUS

Technical data – Valve manifold

FESTO

-  - Flow rate
- Size 20:
up to 700 l/min
- Size 25:
up to 1300 l/min
- Size 30:
up to 2300 l/min



General technical data		20	25	30	
Size		20	25	30	
Valve manifold configuration		Fixed grid			
Valve width	[mm]	21	26.5	31	
Valve design		Piston spool			
Electrical control		Individual connection			
Reset method for valves		Pneumatic or mechanical spring			
Pilot air supply		Internal or external			
Flow direction		Reversible with restrictions			
Suitability for vacuum		Yes with external pilot air supply			
Non-overlapping		Yes			
Sealing principle		Soft			
Max. no. of valve positions		16 (a maximum of 18 valve positions with extension for standard manifold block)			
Max. number of pressure zones		9			
Exhaust air function		With flow control			
Type of actuation		Electrical			
Nominal operating voltage	[V DC]	12, 24			
	[V AC]	24, 110, 120, 230, 240			
Standard nominal flow rate	[qnN]	600 ... 700	1000 ... 1300	1600 ... 2300	
Pilot air connection	Standard manifold block	12/14	G1/8	G1/8	
	Compact manifold block	12/14	On the valve	On the valve	On the valve
	Common supply manifold	12/14	On the valve	On the valve	On the valve
Pilot exhaust air port	82/84	M5			
Mounting position		Any			
Degree of protection		IP65, IP67			
		With plug socket, to IEC 60529			
Permissible voltage fluctuations	[%]	± 10			
Corrosion resistance class CRC ¹⁾		2			
Note on materials		RoHS compliant			
Information on materials: seals		HNBR, NBR			

1) Corrosion resistance class CRC 2 to Festo standard FN 940070
Moderate corrosion stress. Indoor applications in which condensation may occur. External visible parts with primarily decorative requirements for the surface and which are in direct contact with the ambient atmosphere typical for industrial applications.

Valve manifold VTUS

Technical data – Valve manifold

FESTO

Operating and environmental conditions	
Operating medium	Compressed air in accordance with ISO 8573-1:2010 [7:4:4]
Pilot medium	Compressed air in accordance with ISO 8573-1:2010 [7:4:4]
Note on operating/pilot medium	Lubricated operation possible (in which case lubricated operation will always be required)
Operating pressure [bar]	-0.9 ... +10
Pilot pressure [bar]	1.5 ... 10
Ambient temperature [°C]	-10 ... +50
Temperature of medium [°C]	-10 ... +50
Storage temperature [°C]	-20 ... +60
Certification	c UL us - Recognized (OL)

Valve manifold VTUS

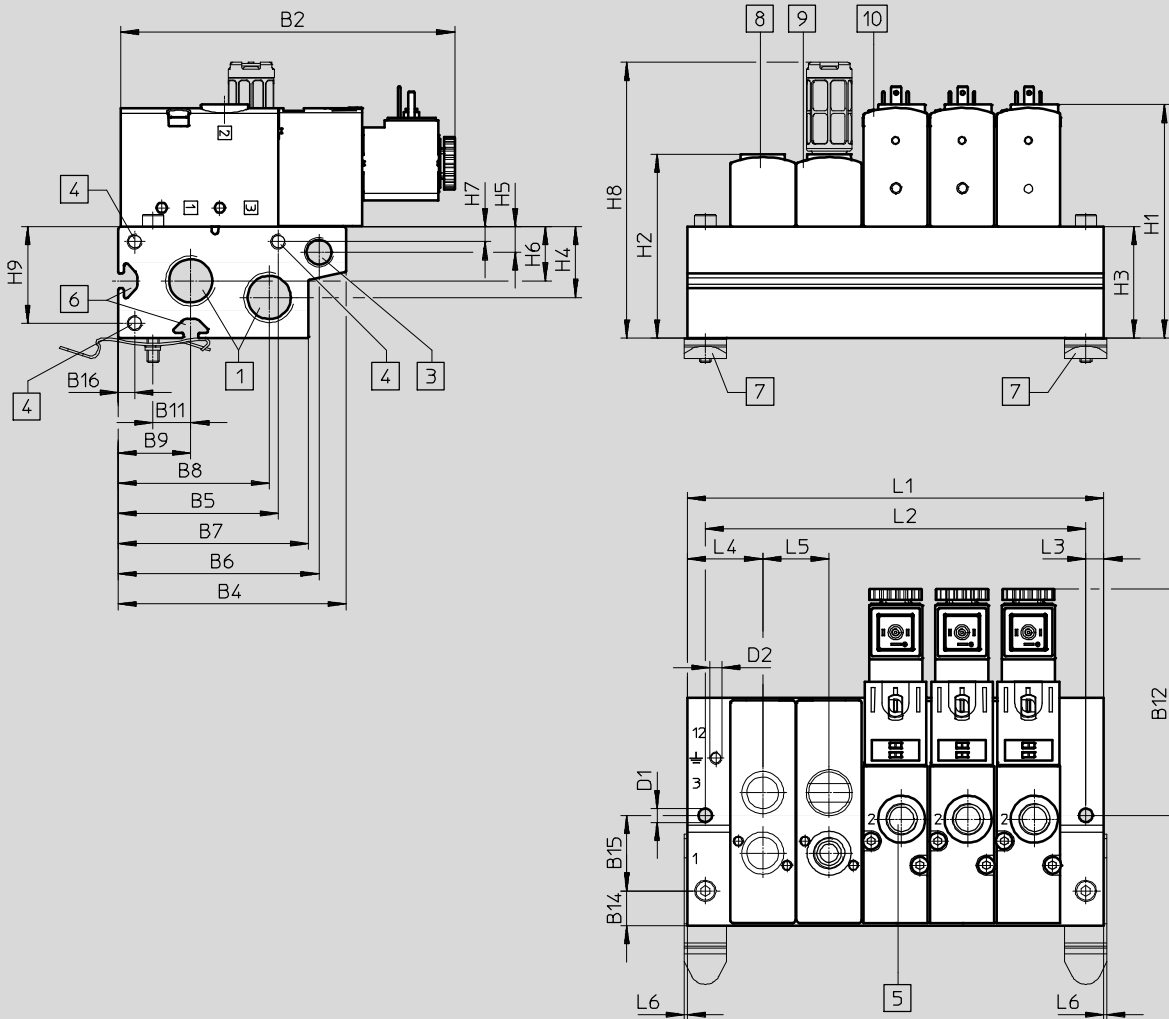
Technical data – Valve manifold

FESTO

Dimensions – Valve manifold

Download CAD data → www.festo.com

With 3/2-way valves, standard manifold block



- | | | | |
|---|---|---|---|
| <p>1 Ports 1 and 3 (at both ends):
G3/8 for VTUS-20
G1/2 for VTUS-25
G3/4 for VTUS-30</p> | <p>4 Thread for extension module:
M5x15.5 for VTUS-20
M5x18 for VTUS-25 and VTUS-30</p> | <p>6 Profile slot IPM-05 system 5 for VTUS-20 and VTUS-25, profile slot IPM-08 system 8 for VTUS-30</p> | <p>9 Supply plate, port 1 and 3:
G1/8 for VTUS-20
G1/4 for VTUS-25
G3/8 for VTUS-30</p> |
| <p>3 Port 12 (at both ends): G1/8 for VTUS-20, VTUS-25 and VTUS-30</p> | <p>5 Port 2:
G1/8 for VTUS-20
G1/4 for VTUS-25
G3/8 for VTUS-30</p> | <p>7 H-rail mounting VAME-T-M4 for VTUS-20
VAME-T-M5 for VTUS-25
VAME-T-M6 for VTUS-30</p> | <p>10 3/2-way valve</p> |
| | | <p>8 Blanking plate</p> | |

Valve manifold VTUS

Technical data – Valve manifold

Type	B2	B4	B5	B6	B7	B8	B9	B11	B12	B14	B15	B16
VTUS-20	110.7	75.5	53	66.5	63	50	24	12.5	75	11.5	25	5.5
VTUS-25	129.2	93	67.5	80.5	78	62	30	16	84.2	14	32	6
VTUS-30	144.9	108.2	79	93.2	94.7	75.7	36.2	19	91.2	17.2	38	6.5

Type	D1 Ø	D2	H1	H2	H3	H4	H5	H6	H7	H8	H9	L3	L4	L5	L6
VTUS-20	4.5	M4x6.5	77.4	61	37	23.5	8.5	18	5	91.4	32	6	25	22	1
VTUS-25	4.5	M4x9	95.5	71	45	25	9	22	5	123.4	39	6	29.8	27.5	1
VTUS-30	4.5	M5x11	118	91	61	35	9	28.5	6.5	170.1	54.5	7.5	34	32	–

Type	Valve positions	2	3	4	5	6	7	8	9	10
VTUS-20	L1	72	94	116	138	160	182	204	226	248
	L2	60	82	104	126	148	170	192	214	236
VTUS-25	L1	87	114.5	142	169.5	197	224.5	252	279.5	307
	L2	75	102.5	130	157.5	185	212.5	240	267.5	295
VTUS-30	L1	100	132	164	196	228	260	292	324	356
	L2	85	117	149	181	213	245	277	309	341

Valve manifold VTUS

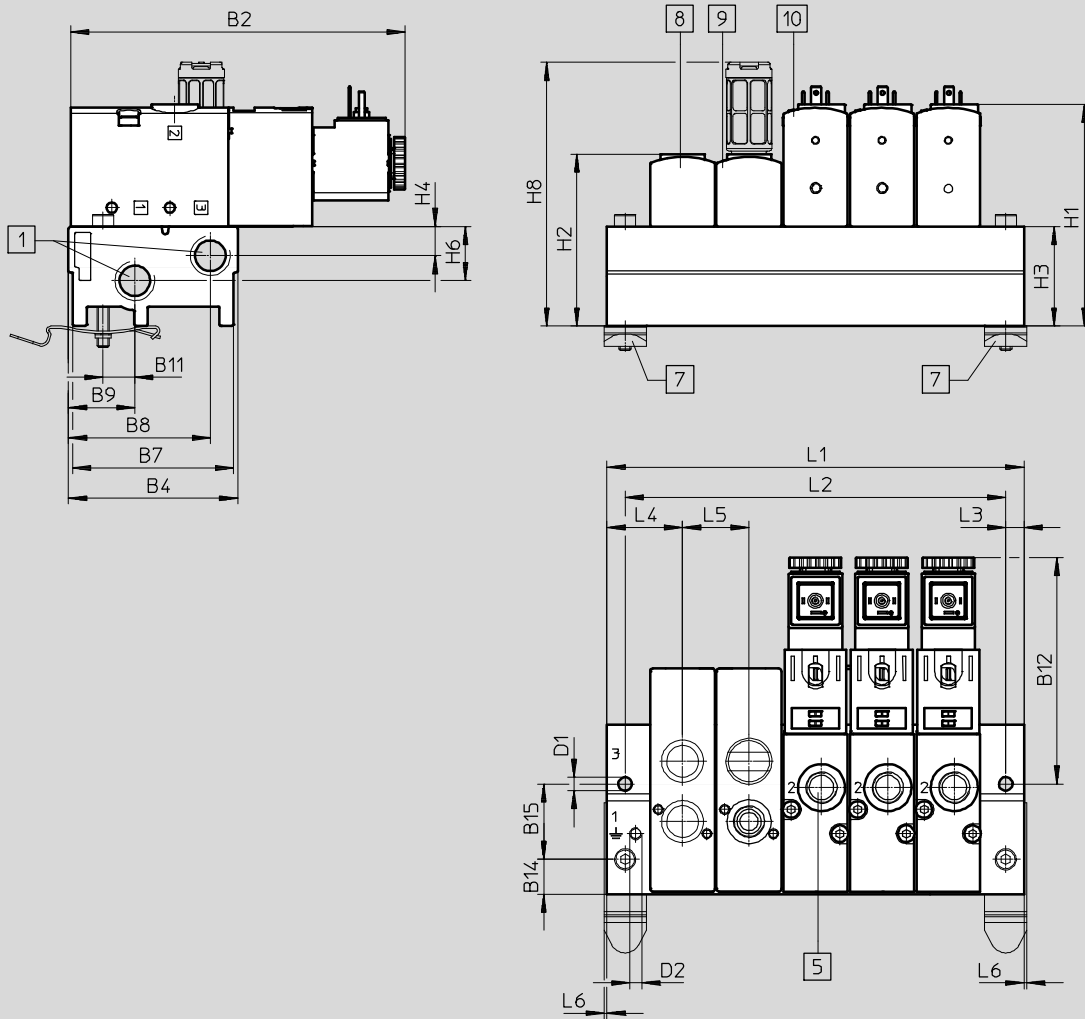
Technical data – Valve manifold

FESTO

Dimensions – Valve manifold

Download CAD data → www.festo.com

With 3/2-way valves, compact manifold block



1 Ports 1 and 3
(at both ends):
G1/4 for VTUS-20
G3/8 for VTUS-25
G1/2 for VTUS-30

5 Port 2:
G1/8 for VTUS-20
G1/4 for VTUS-25
G3/8 for VTUS-30

7 H-rail mounting VAME-T-M4 for
VTUS-20
VAME-T-M5 for VTUS-25
VAME-T-M6 for VTUS-30

8 Blanking plate

9 Supply plate,
port 1 and 3:
G1/8 for VTUS-20
G1/4 for VTUS-25
G3/8 for VTUS-30

10 3/2-way valve

Valve manifold VTUS

Technical data – Valve manifold

Type	B2	B4	B7	B8	B9	B11	B12	B14	B15
VTUS-20	110.7	56.1	53.1	47	22	10.5	75	11.5	25
VTUS-25	129.2	70.3	67.3	58.8	30	16	84	14	32
VTUS-30	144.9	83	80	69.4	36	19	91.2	17	38

Type	D1 Ø	D2	H1	H2	H3	H4	H6	H8	L3	L4	L5	L6
VTUS-20	4.5	M4x6.5	73.4	57	33	9.7	18	87.4	6	25	22	1
VTUS-25	5.5	M4x9	84.5	60	34	13.5	20	112.4	6	29.8	27.5	1
VTUS-30	6.3	M5x11	99.5	72.5	42.5	17.5	26	151.6	7.5	34	32	–

Type	Valve positions	2	3	4	5	6	7	8	9	10
VTUS-20	L1	72	94	116	138	160	182	204	226	248
	L2	60	82	104	126	148	170	192	214	236
VTUS-25	L1	87	114.5	142	169.5	197	224.5	252	279.5	307
	L2	75	102.5	130	157.5	185	212.5	240	267.5	295
VTUS-30	L1	100	132	164	196	228	260	292	324	356
	L2	85	117	149	181	213	245	277	309	341

Valve manifold VTUS

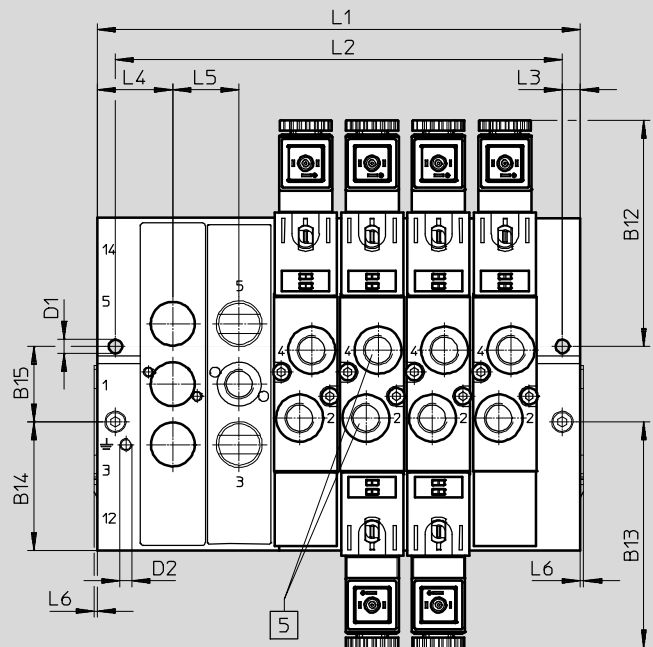
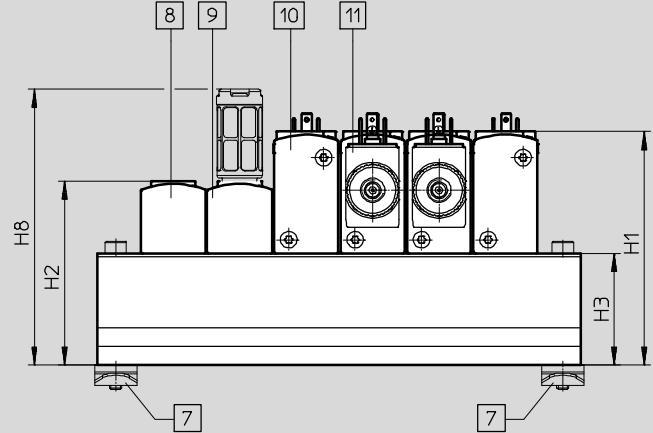
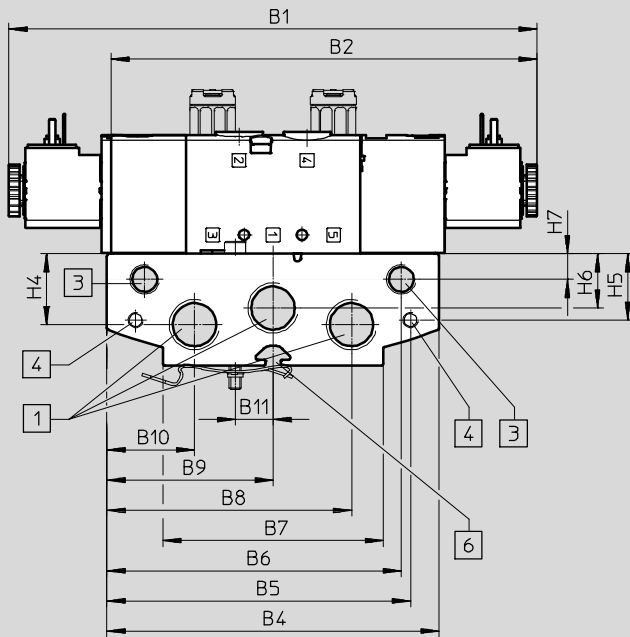
Technical data – Valve manifold

FESTO

Dimensions – Valve manifold

Download CAD data → www.festo.com

With 5/2- and 5/3-way valves, standard manifold block



- 1 Ports 1, 3 and 5
(at both ends):
G3/8 for VTUS-20
G1/2 for VTUS-25
G3/4 for VTUS-30
- 3 Port 12 and 14
(at both ends):
G1/8 for VTUS-20, VTUS-25
and VTUS-30

- 4 Thread for extension module:
M5x15.5 for VTUS-20
M5x18 for VTUS-25 and
VTUS-30
- 5 Ports 2 and 4:
G1/8 for VTUS-20
G1/4 for VTUS-25
G3/8 for VTUS-30
- 6 Profile slot IPM-05 system 5

- 7 H-rail mounting VAME-T-M4 for
VTUS-20
VAME-T-M5 for VTUS-25
VAME-T-M6 for VTUS-30
- 8 Blanking plate
- 9 Supply plate,
port 1, 3 and 5:
G1/8 for VTUS-20
G1/4 for VTUS-25
G3/8 for VTUS-30

- 10 5/2-way valve, single solenoid
- 11 5/2-way double solenoid valve,
or 5/3-way valve

Valve manifold VTUS

Technical data – Valve manifold

Type	B1	B2	B4	B5	B6	B7	B8	B9	B10	B11	B12	B13	B14	B15
VTUS-20	174.9	141.2	110	100.5	97.5	73	81	55	29	12.5	75	75	42.5	25
VTUS-25	200.3	162.2	126	119	113.5	80	95	63	31	16	84.2	84.2	47	32
VTUS-30	220.3	180.7	144	137	129	104	111.5	72	32.5	19	91.2	91.2	38	25

Type	D1 Ø	D2	H1	H2	H3	H4	H5	H6	H7	H8	L3	L4	L5	L6
VTUS-20	4.5	M4x6.5	77.4	61	37	23.5	22	18	8.5	91.4	6	25	22	1
VTUS-25	5.5	M4x9	95.5	71	45	25	22	22	9	123.4	6	29.8	27.5	1
VTUS-30	6.3	M5x11	118	91	61	35	22	28.5	9	170.1	7.5	34	32	-

Type	Valve positions	2	3	4	5	6	7	8	9	10
VTUS-20	L1	72	94	116	138	160	182	204	226	248
	L2	60	82	104	126	148	170	192	214	236
VTUS-25	L1	87	114.5	142	169.5	197	224.5	252	279.5	307
	L2	75	102.5	130	157.5	185	212.5	240	267.5	295
VTUS-30	L1	100	132	164	196	228	260	292	324	356
	L2	85	117	149	181	213	245	277	309	341

Valve manifold VTUS

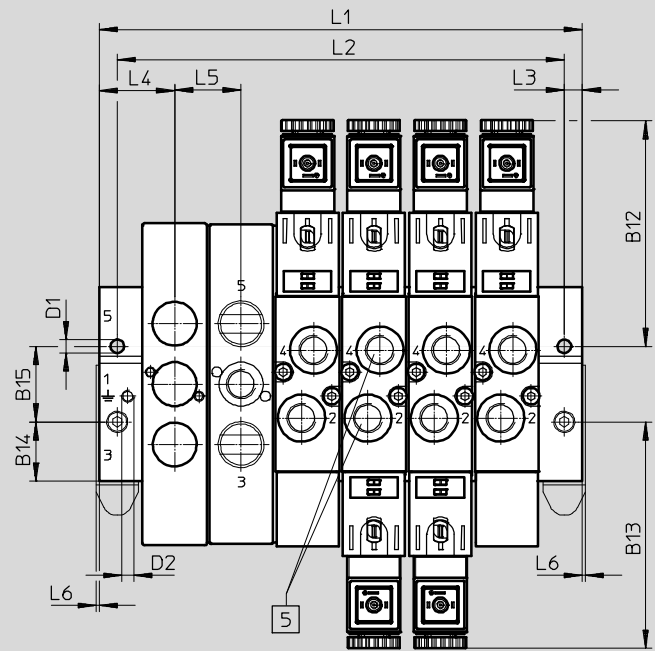
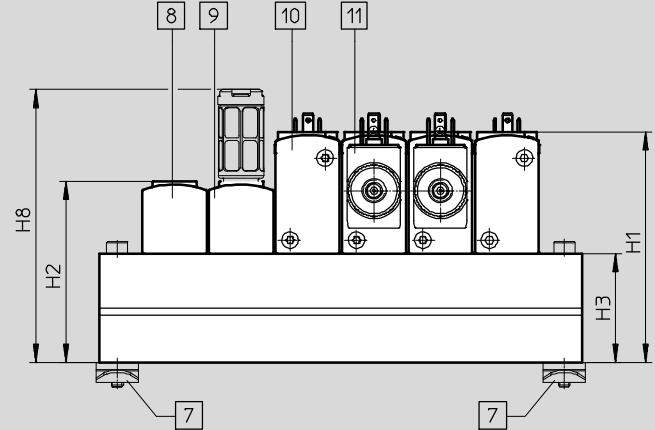
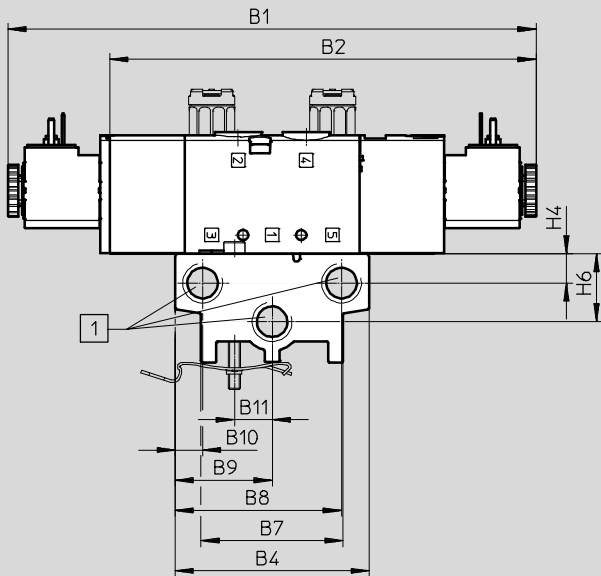
Technical data – Valve manifold

FESTO

Dimensions – Valve manifold

Download CAD data → www.festo.com

With 5/2- and 5/3-way valves, compact manifold block



- 1 Ports 1, 3 and 5:
G1/4 for VTUS-20
G3/8 for VTUS-25
G1/2 for VTUS-30
- 5 Ports 2 and 4:
G1/8 for VTUS-20
G1/4 for VTUS-25
G3/8 for VTUS-30

- 7 H-rail mounting VAME-T-M4 for VTUS-20
VAME-T-M5 for VTUS-25
VAME-T-M6 for VTUS-30
- 8 Blanking plate

- 9 Supply plate,
port 1, 3 and 5:
G1/8 for VTUS-20
G1/4 for VTUS-25
G3/8 for VTUS-30

- 10 5/2-way valve, single solenoid
- 11 5/2-way double solenoid valve,
or 5/3-way valve

Valve manifold VTUS

Technical data – Valve manifold

Type	B1	B2	B4	B7	B8	B9	B10	B11	B12	B13	B14	B15
VTUS-20	174.9	141.2	64.2	47	55.1	32.1	9.1	12.5	75	75	19.6	25
VTUS-25	200.3	162.2	80.5	61.5	69	40.3	11.5	16	84.2	84.2	24.3	32
VTUS-30	220.3	180.7	94	77	80.4	47	13.6	19	91.2	91.2	28	38

Type	D1 Ø	D2	H1	H2	H3	H4	H6	H8	L3	L4	L5	L6
VTUS-20	4.5	M4x6.5	76.4	60	36	9.7	22.5	90.4	6	25	22	1
VTUS-25	5.5	M4x9	84.5	60	34	13.5	20	112.4	6	29.8	27.5	1
VTUS-30	6.3	M5x11	99.5	72.5	42.5	17.5	26	151.6	7.5	34	32	–

Type	Valve positions	2	3	4	5	6	7	8	9	10
VTUS-20	L1	72	94	116	138	160	182	204	226	248
	L2	60	82	104	126	148	170	192	214	236
VTUS-25	L1	87	114.5	142	169.5	197	224.5	252	279.5	307
	L2	75	102.5	130	157.5	185	212.5	240	267.5	295
VTUS-30	L1	100	132	164	196	228	260	292	324	356
	L2	85	117	149	181	213	245	277	309	341

Valve manifold VTUS

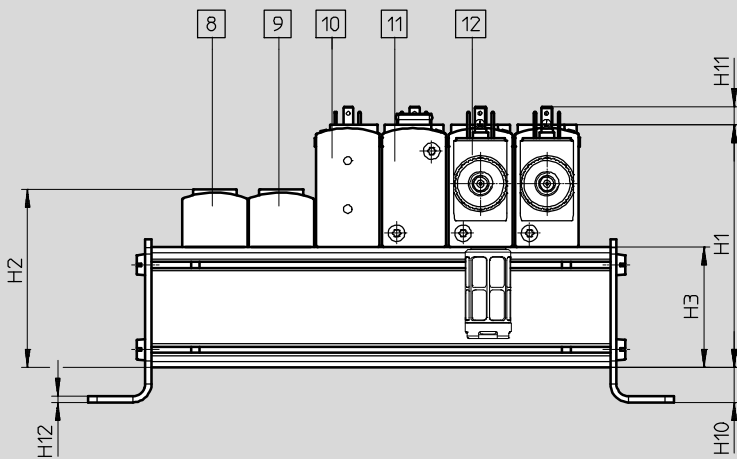
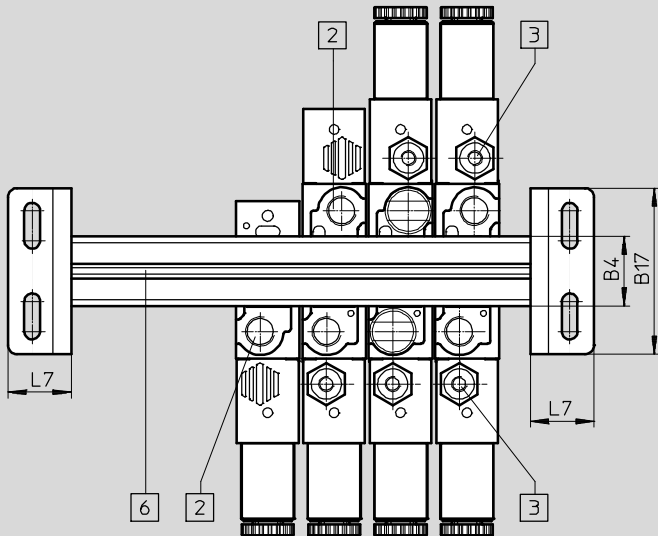
Technical data – Valve manifold

FESTO

Dimensions – Common supply manifold

Download CAD data → www.festo.com

Mounting on both sides



- | | | | |
|--|---|--|--|
| 2 Port 3 and 5:
G1/8 for VTUS-20
G1/4 for VTUS-25
G3/4 for VTUS-30 | 3 Port 12/14:
M5 for VTUS-20
M5 for VTUS-25
G1/8 for VTUS-30 | 8 Blanking plate | 10 3/2-way valve |
| 6 Profile slot IPM-05 system 5 | 9 Supply plate,
port 1:
G1/8 for VTUS-20
G1/4 for VTUS-25
G3/8 for VTUS-30 | 11 5/2-way valve, single solenoid | 12 5/2-way double solenoid valve,
or 5/3-way valve |

Type	B4	B17	H1	H2	H3	H10	H11	H12	L7
VTUS-20	23	55	80.4	59	40	11.5	6.3	2	21
VTUS-25	28.7	75	102.5	78	52	18	6.7	2	24
VTUS-30	34	85	122	95	65	17.5	6.7	2.5	26

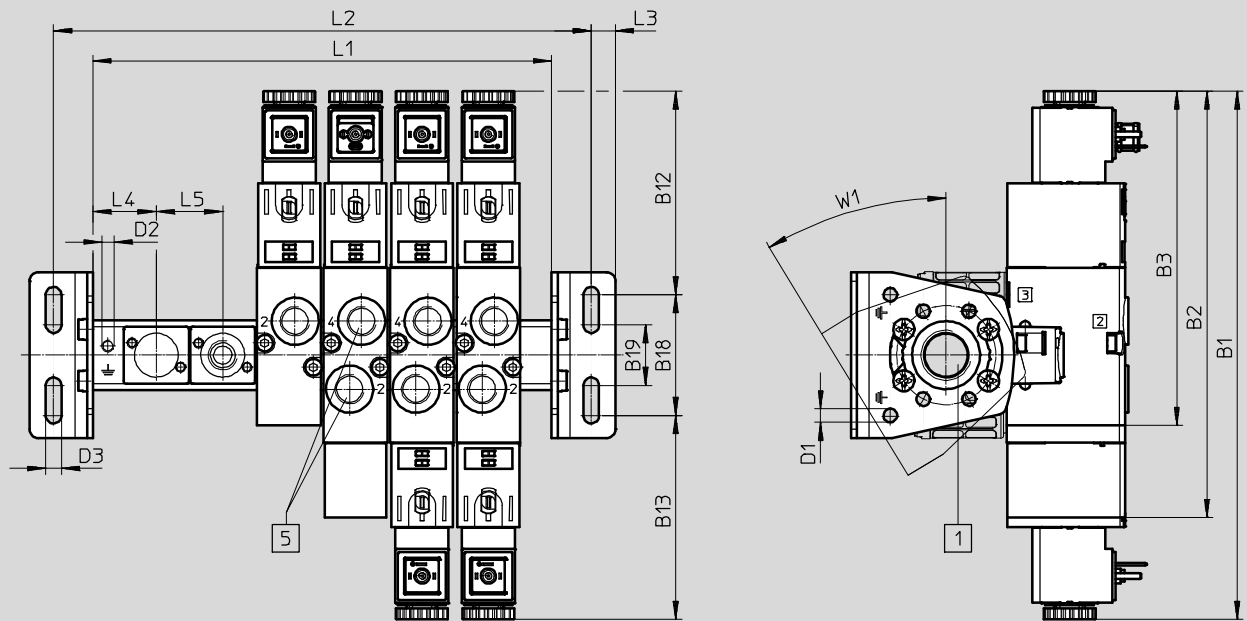
Valve manifold VTUS

Technical data – Valve manifold

Dimensions – Common supply manifold

Download CAD data → www.festo.com

Mounting on both sides



1 Port 1 (at both ends):
G3/8 for VTUS-20
G1/2 for VTUS-25
G3/4 for VTUS-30

5 Port 2 and 4:
G1/8 for VTUS-20
G1/4 for VTUS-25
G3/8 for VTUS-30

Note
Mounting bracket can be adjusted through $\pm 30^\circ$.

Type	B1	B2	B3	B12	B13	B18	B19
VTUS-20	174.9	141.2	110.7	67.5	67.5	40	20
VTUS-25	200.3	162.2	129.2	70.2	70.2	60	35
VTUS-30	220.3	180.7	144.9	77.7	77.7	65	35

Type	D1 \varnothing	D2	D3 \varnothing	L3	L4	L5	W1
VTUS-20	4.5	M4x6.5	5.2	8	21	22	30°
VTUS-25	4.5	M4x9	6.6	8	29.8	27.5	30°
VTUS-30	5.5	M5x11	8.6	9	34	32	30°

Type	Valve positions	2	3	4	5	6	7	8	9	10
VTUS-20	L1	64	86	108	130	152	174	196	218	240
	L2	90	112	134	156	178	200	222	244	266
VTUS-25	L1	87	114.5	142	169.5	197	224.5	252	279.5	307
	L2	119	146.5	174	201.5	229	256.5	284	311.5	339
VTUS-30	L1	100	132	164	196	228	260	292	324	356
	L2	134	166	198	230	262	294	326	358	390

Valve manifold VTUS

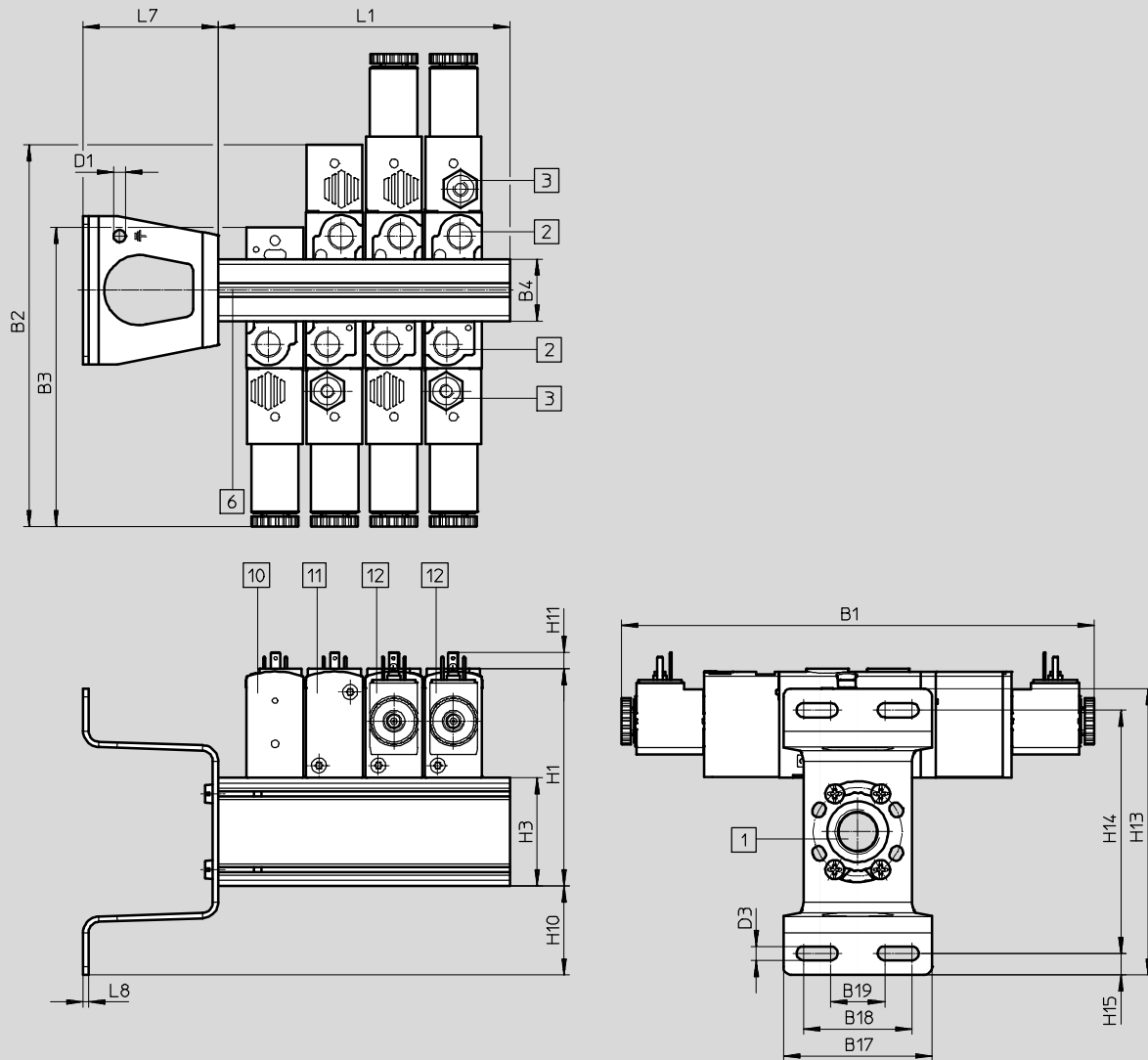
Technical data – Valve manifold

FESTO

Dimensions – Common supply manifold

Download CAD data → www.festo.com

Mounting on one side



1 Port 1 (at both ends): G3/8 for VTUS-20

G1/2 for VTUS-25
G3/4 for VTUS-30

2 Port 3 and 5:

G1/8 for VTUS-20
G1/4 for VTUS-25
G3/8 for VTUS-30

3 Ports 12 and 14:
M5 for VTUS-20 and VTUS-25

G1/8 for VTUS-30

6 Profile slot IPM-05 system 5

10 3/2-way valve

11 5/2-way valve, single solenoid

12 5/2-way double solenoid valve,
or 5/3-way valve

- - Note

Mounting bracket can be adjusted
through $\pm 30^\circ$.

Valve manifold VTUS

Technical data – Valve manifold

Type	B1	B2	B4	B17	B18	B19
VTUS-20	174.9	110.7	23	55	40	20
VTUS-25	200.3	129.2	28.7	80	60	35
VTUS-30	220.3	144.9	34	85	65	35

Type	D1 Ø	D3 Ø	H1	H3	H10	H11	H13	H14	H15	L7	L8
VTUS-20	4.5	5.2	80.4	40	33	6.3	106	90	8	50	2
VTUS-25	4.5	6.6	102.5	52	38	6.7	128	112	8	64	2
VTUS-30	5.5	8.6	122	65	38	6.7	146	128	9	74	2.5

Type	Valve positions	2	3	4
VTUS-20	L1	64	86	108
VTUS-25	L1	87	114.5	142
VTUS-30	L1	100	132	164

Solenoid valves VUVS


Order code – Solenoid valves

VUVS	-	L							
Type of directional control valve									
In-line valve L									
Design principle									
Piston spool with sealing cartridge -									
Piston spool with sealing ring K									
Size									
Valve width		21 mm	20						
		26.5 mm	25						
		31 mm	30						
Valve functions									
12						M32C			
10						M32U			
14						M52			
14						B52			
14						P53C			
14						P53U			
14						P53E			
Type of reset									
Pneumatic spring for M52 and M32 A									
Mechanical spring for M52 and M32 M									
For B52 and P53 -									
Pilot air supply									
Internal -									
External Z									

Version									
- Extended features									
S Core features									
Degree of protection for electrics									
- Standard									
S8 IP67									
Electrical connection									
- None									
C1 Plug pattern type C, to EN 175301									
B2 Plug pattern type B, industry standard									
Nominal operating voltage									
- None									
1 24 V DC									
1A 24 V AC									
3W 230/240 V AC									
5 12 V DC									
16B 110/120 V AC									
Valve pilot control interface									
- Standard									
Exhaust port									
- Without fitting									
QN With fitting									
U1 Silencer with metal housing									
U3 Silencer with polymer housing									
Pneumatic connection									
G18 G1/8									
G14 G1/4									
G38 G3/8									
Q4 Push-in connector 4 mm									
Q6 Push-in connector 6 mm									
Q8 Push-in connector 8 mm									
Q10 Push-in connector 10 mm									
Q12 Push-in connector 12 mm									
Manual override									
D Non-detenting, detenting without accessories									
S Covered									
H Non-detenting									

Solenoid valves VUVS-LK, size 20

Technical data

 Flow rate
 Up to 550 l/min

 Valve width
 21 mm

 Voltage
 24 V DC



General technical data			
Valve function		3/2-way valve	5/2-way valve
Order code for valves		M32C	M52 B52
Valve width	[mm]	21	
Nominal width	[mm]	5.2	
Design		Piston spool	
Flow direction		Non-reversible	
Pilot air supply		Internal	
Type of control		Pilot	
Manual override		Non-detenting, detenting	
Non-overlapping		Yes	
Sealing principle		Soft	
Type of mounting		Optionally via through-hole or on manifold rail	
Standard nominal flow rate	[qnN]	550	550 550
Type of actuation		Electrical	
Mounting position		Any	
Exhaust air function		With flow control	
Pneumatic port		G1/8	
1, 2, 4, 3, 5			
Corrosion resistance ¹⁾		1	

1) Corrosion resistance class CRC 1 to Festo standard FN 940070

Low corrosion stress. For dry indoor applications or transport and storage protection. Also applies to parts behind covers, in the non-visible interior area, and parts which are covered in the application (e.g. drive trunnions).

Technical data – 3/2-way valves		
Order code for valves		M32C
Normal position		Closed
Stable position		Monostable
Reset method		Pneumatic spring
Switching times	On	16
	Off	20
	Change-over	–
Product weight	[g]	120

Solenoid valves VUVS-LK, size 20

Technical data

Technical data – 5/2-way valves			
Order code for valves		M52	B52
Normal position		–	–
Stable position		Monostable	Bistable
Reset method		Pneumatic spring	–
Switching times	On	17	–
	Off	22	–
	Change-over	–	10
Product weight	[g]	145	200

Safety data		
Max. positive test pulse	[μs]	2700
0 signal		
Max. negative test pulse	[μs]	1100
1 signal		
Shock resistance		Shock test with severity level 1 to FN 942017-5 and EN 60068-2-27
Vibration resistance		Transport application test with severity level 2 to FN 942017-4 and EN 60068-2-6

Operating and environmental conditions				
Order code for valves		M32C	M52	B52
Operating medium		Compressed air in accordance with ISO 8573-1:2010 [7:4:4]		
Pilot medium		Compressed air in accordance with ISO 8573-1:2010 [7:4:4]		
Note on operating/pilot medium		Lubricated operation possible (in which case lubricated operation will always be required)		
Operating pressure	[bar]	1.5 ... 8	1.5 ... 8	1.5 ... 8
Ambient temperature	[°C]	–5 ... +50		
Temperature of medium	[°C]	–5 ... +50		

Electrical data		
Electrical connection		Plug connector type C
Operating voltage	[V DC]	24
Permissible voltage fluctuations	[%]	±10
Power	[W]	2.4
Duty cycle	[%]	100
Degree of protection to EN 60529		IP65 with plug socket

Information on materials	
Housing	Wrought aluminium alloy
Seals	HNBR, NBR
Piston spool	Wrought aluminium alloy
Note on materials	RoHS compliant
	Contains paint-wetting impairment substances

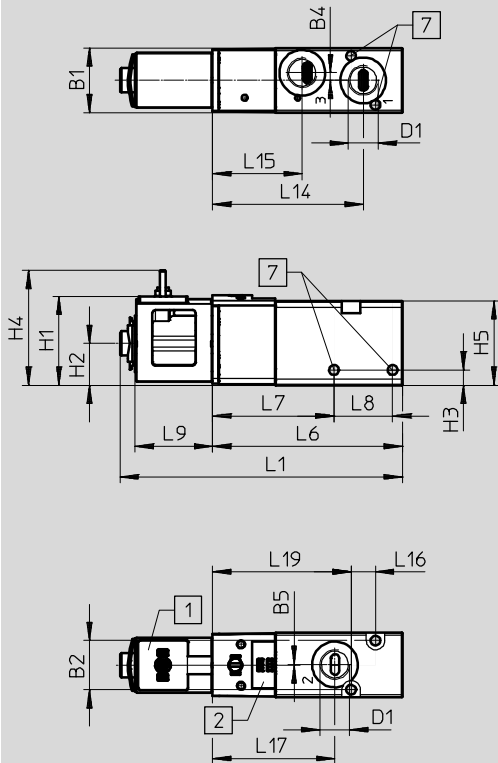
Solenoid valves VUVS-LK, size 20

Technical data

Dimensions

Download CAD data → www.festo.com

3/2-way valves, with solenoid coil



- 1 Solenoid coil interface type C
- 2 Location for inscription label
- 7 For screw M3

Type	B1	B2	B4	B5	D1	H1	H2	H3	H4	H5
VUVS-LK20-M32C-AD-G18-1C1-S	21.2	16.1	2.5	0.2	G1/8	29.2	13.7	5	37.8	27.7

Type	L1	L6	L7	L8	L9	L14	L15	L16	L17	L19
VUVS-LK20-M32C-AD-G18-1C1-S	92.6	62.3	39.8	19.2	25.4	49.4	29.4	8	40.1	45.4

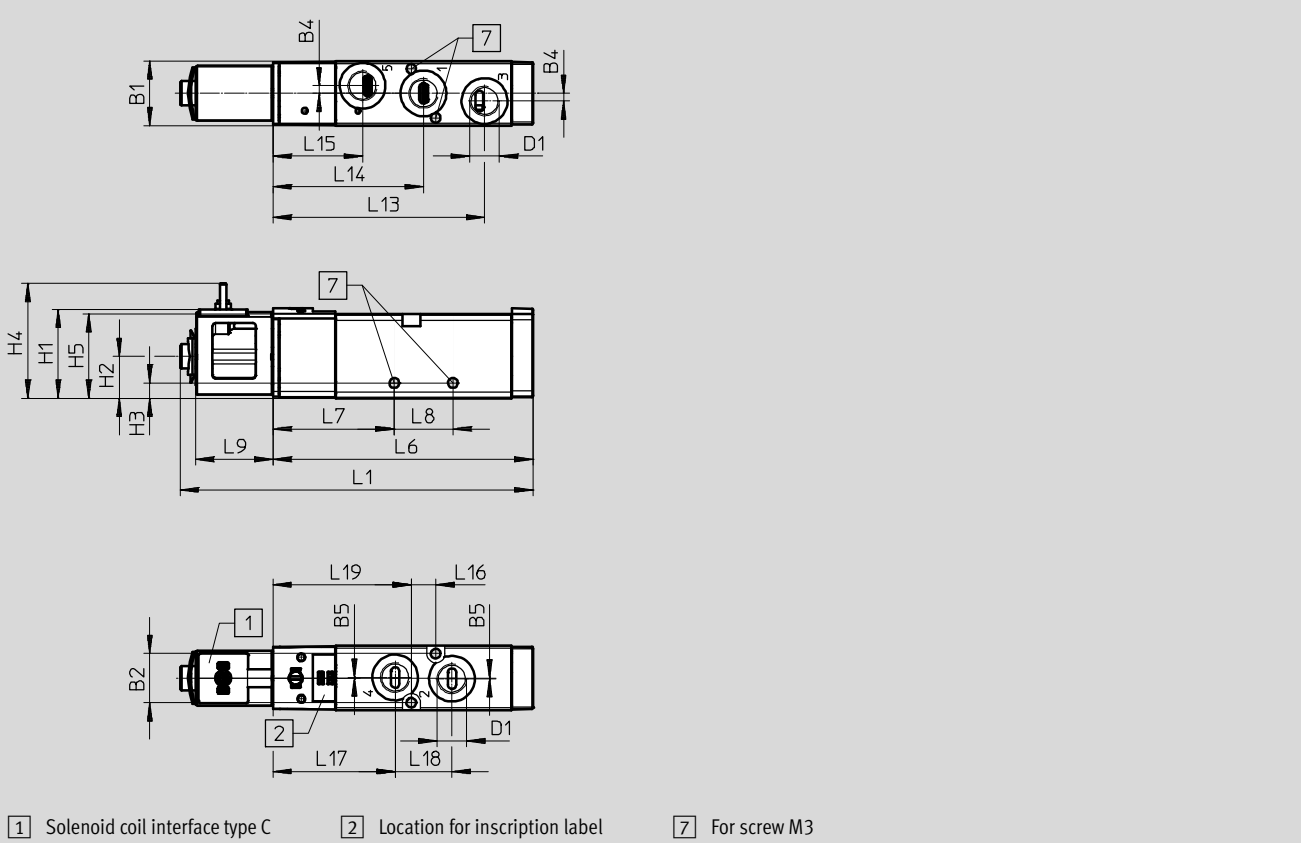
Solenoid valves VUVS-LK, size 20

Technical data

Dimensions

Download CAD data → www.festo.com

5/2-way single solenoid valves, with solenoid coil



Type	B1	B2	B4	B5	D1	H1	H2	H3	H4	H5
VUVS-LK20-M52-AD-G18-1C1-S	21.2	16.1	2.5	0.2	G1/8	29.2	13.7	5	37.8	27.7

Type	L1	L6	L7	L8	L9	L13	L14	L15	L16	L17	L18	L19
VUVS-LK20-M52-AD-G18-1C1-S	115.7	85.3	39.8	19.2	25.4	69.4	49.4	29.4	8	40.1	18.6	45.4

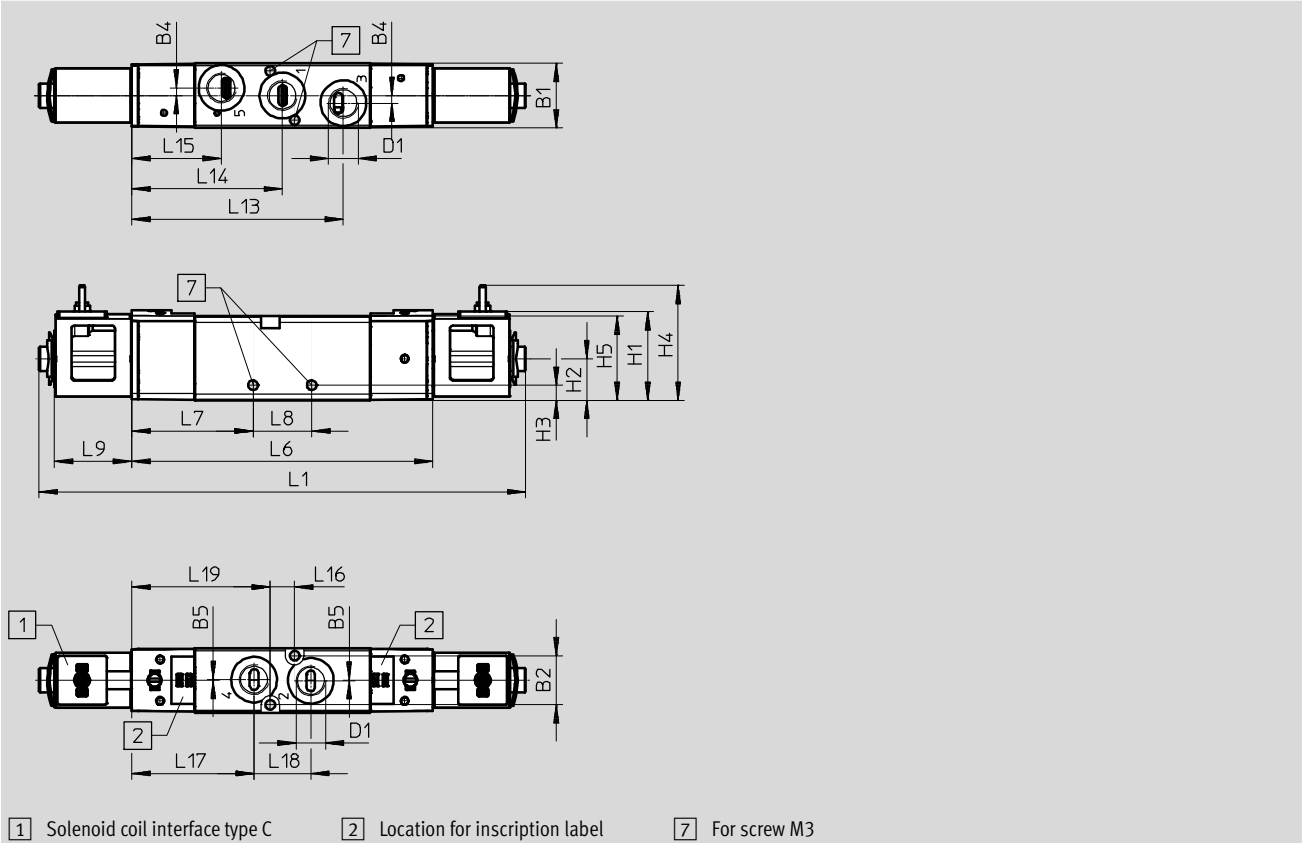
Solenoid valves VUVS-LK, size 20

Technical data

Dimensions

Download CAD data → www.festo.com

5/2-way double solenoid valves, with solenoid coil



Type	B1	B2	B4	B5	D1	H1	H2	H3	H4	H5
VUVS-LK20-B52-D-G18-1C1-S	21.2	16.1	2.5	0.2	G1/8	29.2	13.7	5	37.8	27.7

Type	L1	L6	L7	L8	L9	L13
VUVS-LK20-B52-D-G18-1C1-S	159.6	98.8	39.8	19.2	25.4	69.4

Type	L14	L15	L16	L17	L18	L19
VUVS-LK20-B52-D-G18-1C1-S	49.4	29.4	8	40.1	18.6	45.4

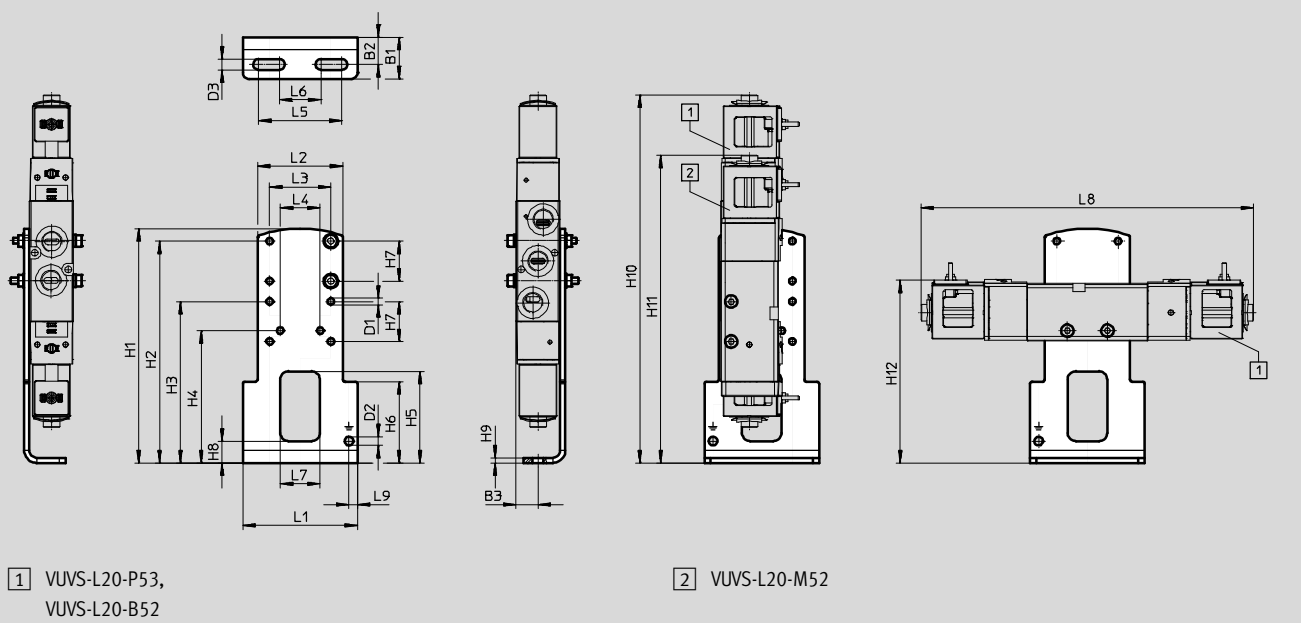
Solenoid valves VUVS-LK, size 20

Accessories

Dimensions

Download CAD data → www.festo.com

Foot mounting



Type		B1	B2	B3	D1 Ø	D2 Ø	D3 Ø	H1	H2	H3	H4	H5
VAME-B10-20-A	VUVS-LK20-B52	20	13.1	10.6	3.2	4.2	5.2	112.5	106.5	77.5	63.5	44
	VUVS-LK20-M52											
	VUVS-LK20-M32											

Type		H6	H7	H8	H9	H10	H11	H12
VAME-B10-20-A	VUVS-LK20-B52	39	19.2	10.5	2.5	176.7	-	87.7
	VUVS-LK20-M52					-	147.7	
	VUVS-LK20-M32					109.8	-	

Type		L1	L2	L3	L4	L5	L6	L7	L8	L9
VAME-B10-20-A	VUVS-LK20-B52	55	41	29.4	19.2	40	20	19	159.6	4.1
	VUVS-LK20-M52								115.7	
	VUVS-LK20-M32								92.7	

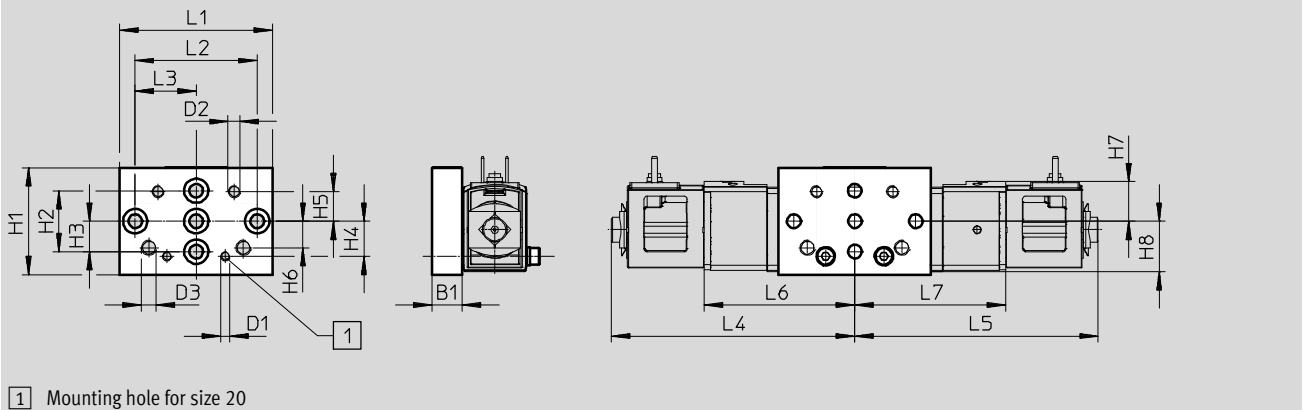
Solenoid valves VUVS-LK, size 20

Accessories

Dimensions

Download CAD data → www.festo.com

Wall mounting



1 Mounting hole for size 20

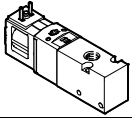
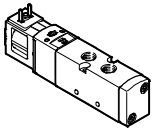
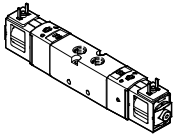
Type		B1	D1	D2	D3	H1	H2	H3	H4	H5	H6
VAME-B10-20-W	VUVS-LK20-B52	10	M3	M4	M5	35	20	10	11.5	9.7	8.7
	VUVS-LK20-M52										
	VUVS-LK20-M32										



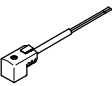

Type		H7	H8	L1	L2	L3	L4	L5	L6	L7
VAME-B10-20-W	VUVS-LK20-B52	13	16.5	50	40	20	79.8	79.8	49.4	49.5
	VUVS-LK20-M52							35.9		
	VUVS-LK20-M32							12.9		

Solenoid valves VUVS-LK, size 20

Accessories

★ Core product range

Ordering data					
	Code	Valve function	Part No.	Type	
3/2-way valve with solenoid coil (24 V DC)					
	Single solenoid, normally closed, type C				
	M32C-A	Pneumatic spring return, internal pilot air supply, direction of flow not reversible		★ 8043213	VUVS-LK20-M32C-AD-G18-1C1-S
5/2-way valve with solenoid coil (24 V DC)					
	Single solenoid, type C				
	M52-A	Pneumatic spring return, internal pilot air supply, direction of flow not reversible		★ 8043214	VUVS-LK20-M52-AD-G18-1C1-S
	Double solenoid, type C				
	B52	Internal pilot air supply, direction of flow not reversible		★ 8043215	VUVS-LK20-B52-D-G18-1C1-S




Ordering data						
	Description	Part No.	Type			
Cover cap						
	For manual override, non-detenting or covered	8049538	VAMC-B10-20-CH2-S			
Plug socket						
	Plug pattern type C, to DIN EN 175301-803					
	3-pin, screw terminal	Cable fitting M12	0 ... 250 V AC/DC	IP65	539712	MSSD-EB-M12
		Cable fitting Pg7			★ 151687	MSSD-EB
4-pin, insulation displacement connector	Cable fitting M14	0 ... 250 V AC/DC	IP67	192745	MSSD-EB-S-M14	
Plug socket with cable						
	Plug pattern type C, to DIN EN 175301-803					
	Angled socket, 3-pin Cable, open end, 3-wire	24 V DC	LED	2.5 m	★ 151688	KMEB-1-24-2,5-LED
				5 m	151689	KMEB-1-24-5-LED
10 m				193457	KMEB-1-24-10-LED	
Illuminating seal						
	Plug pattern type C, to DIN EN 175301-803	24 V DC	151717	MEB-LD-12-24DC		

Festo core product range

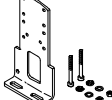
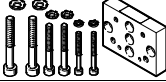

- ★ Ready for dispatch from the Festo factory in 24 hours
- ☆ Ready for dispatch in 5 days maximum from stock

Solenoid valves VUVS-LK, size 20

Accessories

Ordering data					
	Description		Part No.	Type	PU ¹⁾
Push-in fitting with internal hex					
	Connecting thread G1/8 for tubing O.D.	4 mm	★ 186106	QS-G1/8-4-I	10
			133008	QS-G1/8-4-I-100	100
		6 mm	★ 186107	QS-G1/8-6-I	10
			133009	QS-G1/8-6-I-100	100
		8 mm	★ 186109	QS-G1/8-8-I	10
			133010	QS-G1/8-8-I-100	100
Angled push-in fitting with external hex					
	Connecting thread G1/8 for tubing O.D.	4 mm	★ 186116	QSL-G1/8-4	10
			132048	QSL-G1/8-4-100	100
		6 mm	★ 186117	QSL-G1/8-6	10
			132049	QSL-G1/8-6-100	100
		8 mm	★ 186119	QSL-G1/8-8	10
			132050	QSL-G1/8-8-50	50
Angled push-in fitting, long, with external hex					
	Connecting thread G1/8 for tubing O.D.	4 mm	186127	QSL-G1/8-4	10
			133015	QSL-G1/8-4-100	100
		6 mm	186128	QSL-G1/8-6	10
			133016	QSL-G1/8-6-100	100
		8 mm	186130	QSL-G1/8-8	10
			133017	QSL-G1/8-8-100	100

1) Packaging unit


Ordering data				
	Description	Weight [g]	Part No.	Type
Foot mounting				
	With screw set for attaching the valve to the foot mounting	97	576412	VAME-B10-20-A
Wall mounting				
	With screw set for attaching the valve to the wall mounting	53	576413	VAME-B10-20-W
Spare parts selection				
	Set comprising seals and screws	10	8026203	VAME-B10-20-MK


Festo core product range

- ★ Ready for dispatch from the Festo factory in 24 hours
- ☆ Ready for dispatch in 5 days maximum from stock

Solenoid valves VUVS-LK, size 25

Technical data

 Flow rate
Up to 1000 l/min

 Valve width
26.5 mm

 Voltage
24 V DC



General technical data			
Valve function		3/2-way valve	5/2-way valve
Order code for valves		M32C	M52 B52
Valve width	[mm]	26.5	
Nominal width	[mm]	6.7	
Design		Piston spool	
Flow direction		Non-reversible	
Pilot air supply		Internal	
Type of control		Pilot	
Manual override		Non-detenting, detenting	
Non-overlapping		Yes	
Sealing principle		Soft	
Type of mounting		Optionally via through-hole or on manifold rail	
Standard nominal flow rate	[qn]	1000	1000 1000
Type of actuation		Electrical	
Mounting position		Any	
Exhaust air function		With flow control	
Pneumatic port		G1/4	
1, 2, 4, 3, 5		G1/4	
Corrosion resistance ¹⁾		1	

1) Corrosion resistance class CRC 1 to Festo standard FN 940070

Low corrosion stress. For dry indoor applications or transport and storage protection. Also applies to parts behind covers, in the non-visible interior area, and parts which are covered in the application (e.g. drive trunnions).

Technical data – 3/2-way valves		
Order code for valves		M32C
Normal position		Closed
Stable position		Monostable
Reset method		Pneumatic spring
Switching times	On	16
	Off	20
	Change-over	–
Product weight	[g]	200

Solenoid valves VUVS-LK, size 25

Technical data

Technical data – 5/2-way valves			
Order code for valves		M52	B52
Normal position		–	–
Stable position		Monostable	Bistable
Reset method		Pneumatic spring	–
Switching times	On	20	–
	Off	22	–
	Change-over	–	12
Product weight	[g]	250	320

Safety data		
Max. positive test pulse 0 signal	[μs]	2500
Max. negative test pulse 1 signal	[μs]	1100
Shock resistance		Shock test with severity level 1 to FN 942017-5 and EN 60068-2-27
Vibration resistance		Transport application test with severity level 2 to FN 942017-4 and EN 60068-2-6

Operating and environmental conditions				
Order code for valves		M32C	M52	B52
Operating medium		Compressed air in accordance with ISO 8573-1:2010 [7:4:4]		
Pilot medium		Compressed air in accordance with ISO 8573-1:2010 [7:4:4]		
Note on operating/pilot medium		Lubricated operation possible (in which case lubricated operation will always be required)		
Operating pressure	[bar]	1.5 ... 8	1.5 ... 8	1.5 ... 8
Ambient temperature	[°C]	–5 ... +50		
Temperature of medium	[°C]	–5 ... +50		

Electrical data	
Electrical connection	Plug connector type B
Operating voltage	[V DC] 24
Permissible voltage fluctuations	[%] 10
Power	[W] 3.3
Duty cycle	[%] 100
Degree of protection to EN 60529	IP65 with plug socket

Information on materials	
Housing	Wrought aluminium alloy
Seals	HNBR, NBR
Piston spool	Wrought aluminium alloy
Note on materials	RoHS compliant
	Contains paint-wetting impairment substances

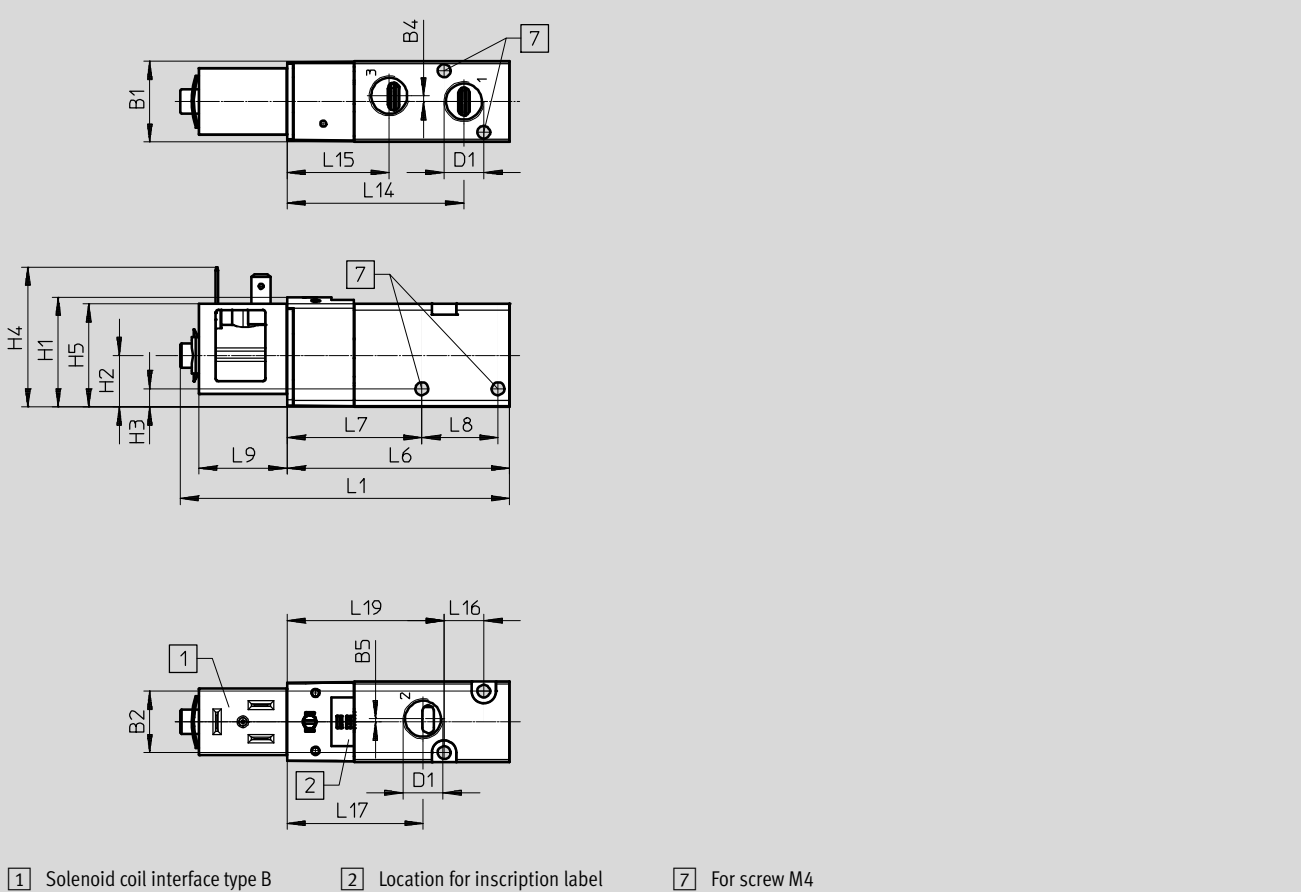
Solenoid valves VUVS-LK, size 25

Technical data

Dimensions

Download CAD data → www.festo.com

3/2-way valves, with solenoid coil



Type	B1	B2	B4	B5	D1	H1	H2	H3	H4	H5
VUVS-LK25-M32C-AD-G14-1B2-S	26.5	20.2	1.9	1	G1/4	36.1	16.9	6	45.9	33.9

Type	L1	L6	L7	L8	L9	L14	L15	L16	L17	L19
VUVS-LK25-M32C-AD-G14-1B2-S	108.1	73	44.2	25	29	58	33.5	13	44.6	51.5

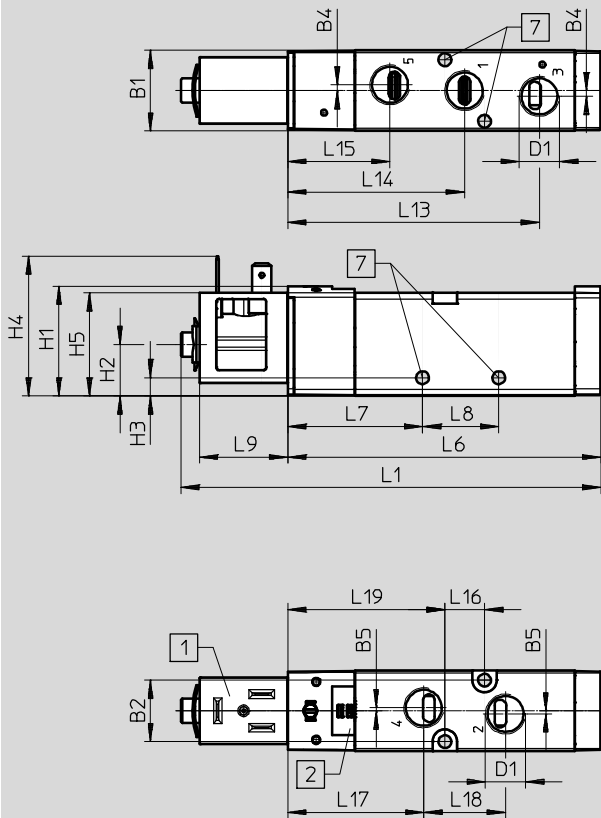
Solenoid valves VUVS-LK, size 25

Technical data

Dimensions

Download CAD data → www.festo.com

5/2-way single solenoid valves, with solenoid coil



- 1 Solenoid coil interface type B
 2 Location for inscription label
 7 For screw M4

Type	B1	B2	B4	B5	D1	H1	H2	H3	H4	H5
VUVS-LK25-M52-AD-G14-1B2-S	26.5	20.2	1.9	1	G1/4	36.1	16.9	6	45.9	33.9

Type	L1	L6	L7	L8	L9	L13	L14	L15	L16	L17	L18	L19
VUVS-LK25-M52-AD-G14-1B2-S	137.8	102.7	44.2	25	29	82.5	58	33.5	13	44.6	26.8	51.5

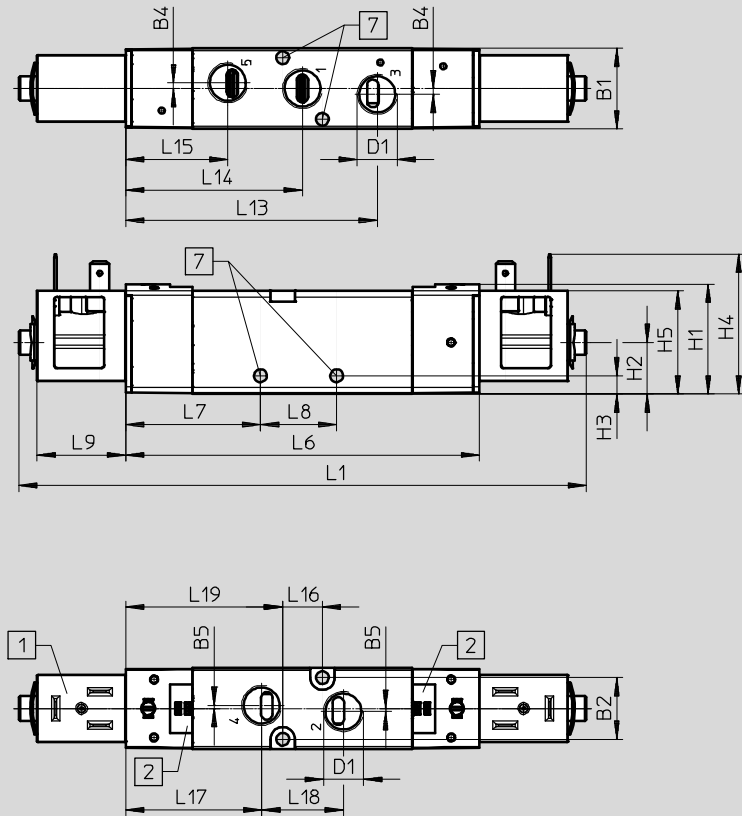
Solenoid valves VUVS-LK, size 25

Technical data

Dimensions

Download CAD data → www.festo.com

5/2-way double solenoid valves, with solenoid coil



- 1 Solenoid coil interface type B
- 2 Location for inscription label
- 7 For screw M4

Type	B1	B2	B4	B5	D1	H1	H2	H3	H4	H5
VUVS-LK25-B52-D-G14-1B2-S	26.5	20.2	1.9	1	G1/4	36.1	16.9	6	45.9	33.9

Type	L1	L6	L7	L8	L9	L13	L14	L15	L16	L17	L18	L19
VUVS-LK25-B52-D-G14-1B2-S	186.1	116	44.2	25	29	82.5	58	33.5	13	44.6	26.8	51.5

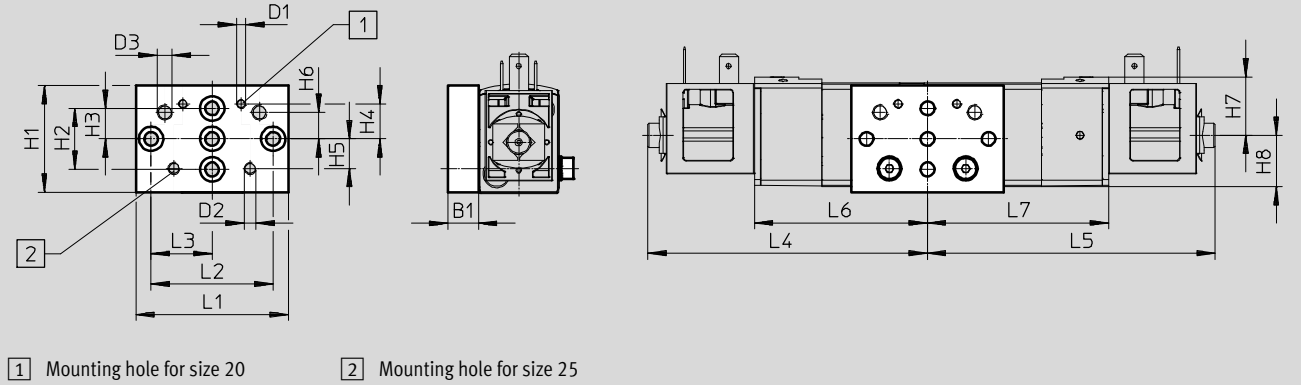
Solenoid valves VUVS-LK, size 25

Accessories

Dimensions

Download CAD data → www.festo.com

Wall mounting



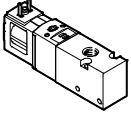
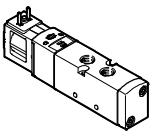
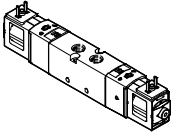
Type		B1	D1	D2	D3	H1	H2	H3	H4	H5	H6
VAME-B10-20-W	VUVS-LK25-B52	10	M3	M4	M5	35	20	10	11.5	9.7	8.7
	VUVS-LK25-M52										
	VUVS-LK25-M32										



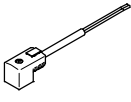

Type		H7	H8	L1	L2	L3	L4	L5	L6	L7
VAME-B10-20-W	VUVS-LK25-B52	19.2	16.9	50	40	20	93.1	93.1	56.7	59.3
	VUVS-LK25-M52									
	VUVS-LK25-M32									

Solenoid valves VUVS-LK, size 25

Accessories

★ Core product range

Ordering data				
	Code	Valve function	Part No.	Type
3/2-way valve with solenoid coil (24 V DC)				
	Single solenoid, normally closed, type B			
	M32C-A	Pneumatic spring return, internal pilot air supply, direction of flow not reversible	★ 8043217	VUVS-LK25-M32C-AD-G14-1B2-S
5/2-way valve with solenoid coil (24 V DC)				
	Single solenoid, type B			
	M52-A	Pneumatic spring return, internal pilot air supply, direction of flow not reversible	★ 8043218	VUVS-LK25-M52-AD-G14-1B2-S
	Double solenoid, type B			
	B52	Internal pilot air supply, direction of flow not reversible	★ 8043219	VUVS-LK25-B52-D-G14-1B2-S




Ordering data						
	Description	Part No.	Type			
Cover cap						
	For manual override, non-detenting or covered	8049539	VAMC-B10-25-CH2-S			
Plug socket						
	Plug pattern type B, industry standard					
	3-pin, screw terminal	Cable fitting M16	0 ... 250 V AC/DC	IP65	539710	MSSD-F-M16
		Cable fitting Pg9			★ 34431	MSSD-F
3-pin, insulation displacement connector	–	0 ... 250 V AC/DC	IP67	192746	MSSD-F-S-M16	
Plug socket with cable						
	Plug pattern type B, industry standard					
	Angled socket, 3-pin Cable, open end, 3-wire	24 V DC	LED	2.5 m	★ 30935	KMF-1-24DC-2.5-LED
				5 m	30937	KMF-1-24DC-5-LED
				10 m	193458	KMF-1-24-10-LED
Illuminating seal						
	Plug pattern type B, industry standard	24 V DC	19143	MF-LD-12-24DC		

Festo core product range

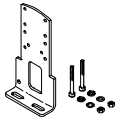
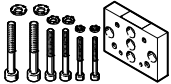

- ★ Ready for dispatch from the Festo factory in 24 hours
- ☆ Ready for dispatch in 5 days maximum from stock

Solenoid valves VUVS-LK

Accessories

Ordering data					
	Description		Part No.	Type	PU ¹⁾
Push-in fitting with internal hex					
	Connecting thread G1/4 for tubing O.D.	6 mm	★ 186108	QS-G1/4-6-I	10
		8 mm	★ 186110	QS-G1/4-8-I	10
		10 mm	★ 186112	QS-G1/4-10-I	10
Angled push-in fitting with external hex					
	Connecting thread G1/4 for tubing O.D.	6 mm	★ 186118	QSL-G1/4-6	10
			132051	QSL-G1/4-6-100	100
		8 mm	★ 186120	QSL-G1/4-8	10
			132052	QSL-G1/4-8-50	50
		10 mm	★ 186122	QSL-G1/4-10	10
			132053	QSL-G1/4-10-50	50
Angled push-in fitting, long, with external hex					
	Connecting thread G1/4 for tubing O.D.	6 mm	186129	QSL-G1/4-6	10
		8 mm	186131	QSL-G1/4-8	10
		10 mm	186133	QSL-G1/4-10	10

1) Packaging unit

Ordering data					
	Description	Weight [g]	Part No.	Type	
Foot mounting					
	With screw set for attaching the valve to the foot mounting	130	2293485	VAME-B10-25-A	
Wall mounting					
	With screw set for attaching the valve to the wall mounting	53	576413	VAME-B10-20-W	
Spare parts selection					
	Set comprising seals and screws	12	8035636	VAME-B10-25-MK	


Festo core product range

★ Ready for dispatch from the Festo factory in 24 hours


☆ Ready for dispatch in 5 days maximum from stock


Solenoid valves VUVS-L, size 20

Technical data

-  - Flow rate
Up to 700 l/min

-  - Valve width
21 mm

-  - Voltage
12, 24 V DC
24, 110, 120, 230, 240 V AC



General technical data							
Valve function	3/2-way valve		5/2-way valve		5/3-way valve		
Order code for valves	M32C	M32U	M52	B52	P53C	P53U	P53E
Valve width [mm]	21						
Nominal width [mm]	5.7				5	4.8	4.5
Design	Piston spool						
Flow direction	Reversible with external pilot air supply						
Pilot air supply	Internal or external						
Type of control	Pilot						
Manual override	Non-detenting, detenting						
Non-overlapping	Yes						
Sealing principle	Soft						
Type of mounting	Optionally via through-hole or on manifold rail						
Standard nominal flow rate [q _{nN}]	700		700	700	700	600	
Type of actuation	Electrical						
Mounting position	Any						
Exhaust air function	With flow control						
Pneumatic port 1, 2, 4, 3, 5	G1/8						
Auxiliary pilot air port 12/14	M5						
Pilot exhaust air port 82/84	M5						
Corrosion resistance ¹⁾	2						

1) Corrosion resistance class CRC 2 to Festo standard FN 940070
Moderate corrosion stress. Indoor applications in which condensation may occur. External visible parts with primarily decorative requirements for the surface and which are in direct contact with the ambient atmosphere typical for industrial applications.

Solenoid valves VUVS-L, size 20

Technical data

Technical data – 3/2-way valves					
Order code for valves		M32C		M32U	
Normal position		Closed		Open	
Stable position		Monostable		Monostable	
Reset method		Pneumatic spring	Mechanical spring	Pneumatic spring	Mechanical spring
Switching times	On	14	14	14	15
	Off	21	32	21	28
	Change-over	–	–	–	–
Product weight excluding solenoid coil	[g]	138	136	138	136
Product weight including solenoid coil	[g]	172	170	172	170
Product weight including solenoid coil and plug socket	[g]	182	180	182	180

Technical data – 5/2-way valves				
Order code for valves		M52		B52
Normal position		–		–
Stable position		Monostable		Bistable
Reset method		Pneumatic spring	Mechanical spring	–
Switching times	On	20	12	–
	Off	29	44	–
	Change-over	–	–	10
Product weight excluding solenoid coil	[g]	188	183	225
Product weight including solenoid coil	[g]	222	217	259
Product weight including solenoid coil and plug socket	[g]	232	227	279

Technical data – 5/3-way valves				
Order code for valves		P53C	P53U	P53E
Normal position/mid-position		Closed	Pressurised	Exhausted
Stable position		Monostable		
Reset method		Mechanical spring		
Switching times	On	13	13	13
	Off	42	42	44
	Change-over	24	21	24
Product weight excluding solenoid coil	[g]	229	229	229
Product weight including solenoid coil	[g]	263	263	263
Product weight including solenoid coil and plug socket	[g]	283	283	283

Safety data		
Max. positive test pulse 0 signal	[µs]	1900 (valves with VACS-C-C1-1)
Max. negative test pulse 1 signal	[µs]	2700 (valves with VACS-C-C1-1)
Shock resistance	Shock test with severity level 2 to FN 942017-5 and EN 60068-2-27	
Vibration resistance	Transport application test with severity level 2 to FN 942017-4 and EN 60068-2-6	

Solenoid valves VUVS-L, size 20

Technical data

Operating and environmental conditions				
Order code for valves	M32	M52	B52	P53
Operating medium	Compressed air in accordance with ISO 8573-1:2010 [7:4:4]			
Pilot medium	Compressed air in accordance with ISO 8573-1:2010 [7:4:4]			
Note on operating/pilot medium	Lubricated operation possible (in which case lubricated operation will always be required)			
Operating pressure with internal pilot air supply [bar]	2.5 ... 10		1.5 ... 10	2.5 ... 10
Operating pressure with external pilot air supply [bar]	-0.9 ... +10			
Pilot pressure [bar]	2.5 ... 10		1.5 ... 10	2.5 ... 10
Ambient temperature [°C]	-10 ... +60			
Temperature of medium [°C]	-10 ... +60			
Certification	c UL us - Recognized (OL)			

Electrical data		
	With solenoid coil	Without solenoid coil
Electrical connection	Plug connector type C	Via solenoid coil
Operating voltage [V DC]	24	→ Internet: vacs
Permissible voltage fluctuations [%]	±10	
Power [W]	2.5	
Duty cycle [%]	100	
Degree of protection to EN 60529	IP65 with plug socket	

Information on materials	
Housing	Die-cast aluminium
Seals	HNBR, NBR
Piston spool	Wrought aluminium alloy
Note on materials	RoHS compliant

Solenoid valves VUVS-L, size 20

Technical data



Dimensions Download CAD data → www.festo.com

3/2-way valves, with solenoid coil

3/2-way valves, without solenoid coil

1 Solenoid coil interface type C
 4 Port 10/12 for pilot air supply
 6 Port 82 for pilot exhaust air
 7 For screw M3
2 Location for inscription label

Type	B1	B2	B3	B4	B5	D1	D3	D4	D5 Ø	H1	H2	H3	H4	H5
VUVS-L20-M32...-...D-G18-...	21.1	16.1	-	2.5	2	G1/8	-	M5	8	40	20.9	6.2	46.7	36.4
VUVS-L20-M32...-...ZD-G18-...			2.6				M5							

Type	L2	L4	L6	L7	L8	L9	L11	L12	L13	L14	L15	L16	L17	L19
VUVS-L20-M32...-...D-G18-...	110.7	109.1	80.1	47.3	19.2	30.6	29	-	60.9	56.9	36.9	8	45.6	52.9
VUVS-L20-M32...-...ZD-G18-...								19.5						

Solenoid valves VUVS-L, size 20

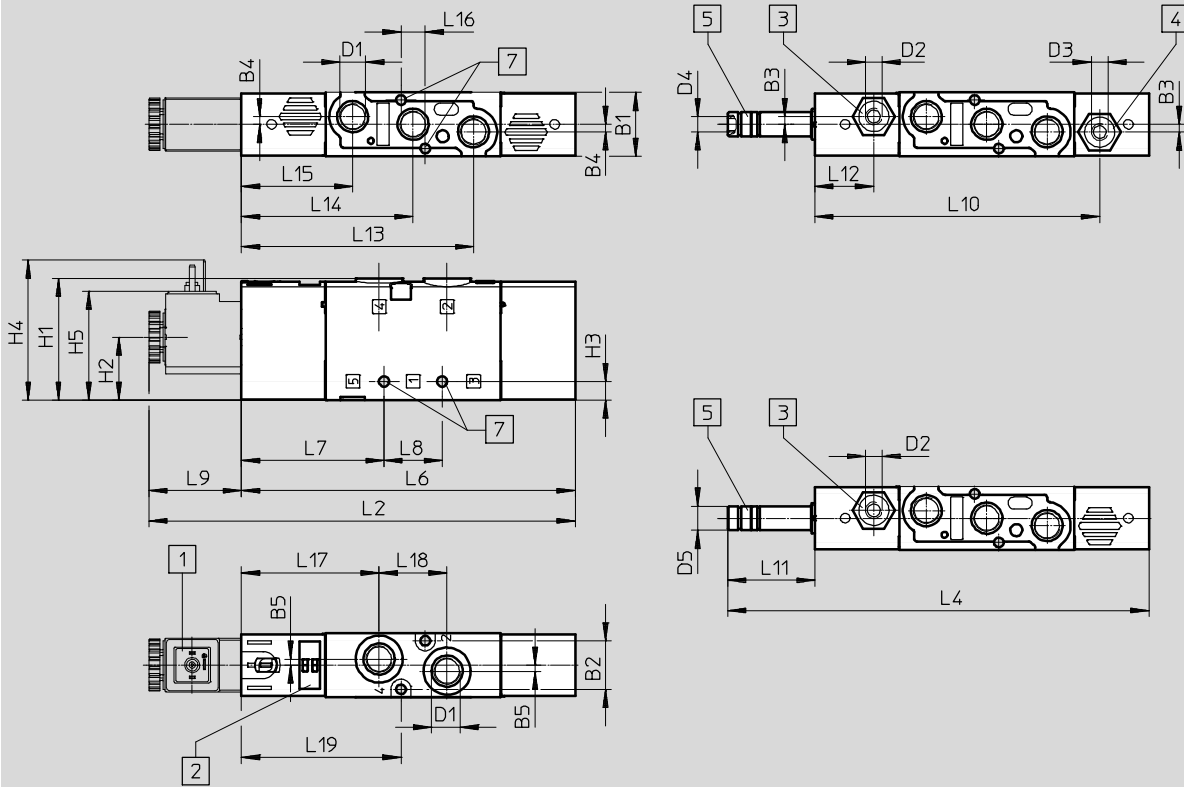
Technical data

Dimensions

Download CAD data → www.festo.com

5/2-way single solenoid valves, with solenoid coil

5/2-way single solenoid valves, without solenoid coil



- 1 Solenoid coil interface type C
- 2 Location for inscription label
- 3 Port 14 for pilot air supply
- 4 Port 12 for pilot air supply
- 5 Port 84 for pilot exhaust air
- 7 For screw M3

Type	B1	B2	B3	B4	B5	D1	D2	D3	D4	D5 Ø	H1	H2	H3	H4	H5
VUVS-L20-M52-...D-G18-...	21.1	16.1	-	2.5	2	G1/8	-	-	M5	8	40.4	20.9	6.2	46.7	36.4
VUVS-L20-M52-...ZD-G18-...			2.6				M5	M5							

Type	L2	L4	L6	L7	L8	L9	L10	L11	L12	L13	L14	L15	L16	L17	L18	L19
VUVS-L20-M52-...D-G18-...	141.2	139.6	110.6	47.3	19.2	30.6	-	29	-	76.9	56.9	36.9	8	45.6	22.5	52.9
VUVS-L20-M52-...ZD-G18-...							94.3		19.5							

Solenoid valves VUVS-L, size 20

Technical data

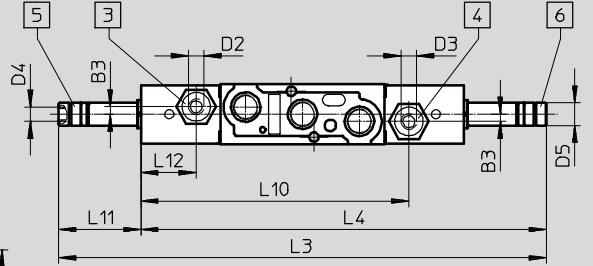
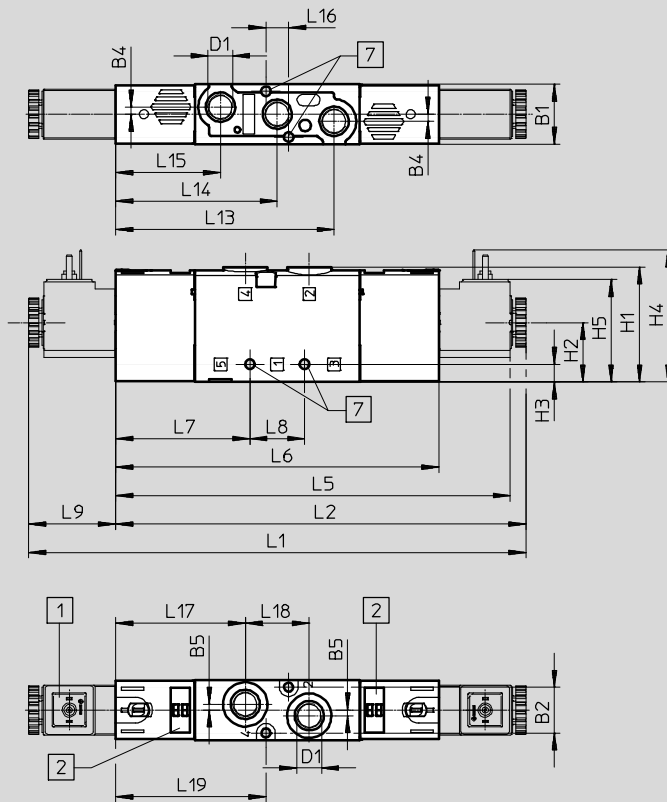


Dimensions

Download CAD data → www.festo.com

5/3-way valves and 5/2-way double solenoid valves, with solenoid coil

5/3-way valves and 5/2-way double solenoid valves, without solenoid coil



- 1 Solenoid coil interface type C
- 2 Location for inscription label
- 3 Port 14 for pilot air supply
- 4 Port 12 for pilot air supply
- 5 Port 84 for pilot exhaust air
- 6 Port 82 for pilot exhaust air
- 7 For screw M3

Type	B1	B2	B3	B4	B5	D1	D2	D3	D4	D5 Ø	H1	H2	H3	H4	H5
VUVS-L20-P53...-MD-G18-...	21.1	16.1	-	2.5	2	G1/8	-	-	M5	8	40.4	20.9	6.2	46.7	36.4
VUVS-L20-P53...-MZD-G18-...			2.6				M5	M5							
VUVS-L20-B52-D-G18-...			-				-	-							
VUVS-L20-B52-ZD-G18-...			2.6				M5	M5							

Type	L1	L2	L3	L4	L5	L6	L7	L8	L9	L10	L11
VUVS-L20-P53...-MD-G18-...	174.9	144.3	171.7	142.7	139.1	113.7	47.3	19.2	30.6	-	29
VUVS-L20-P53...-MZD-G18-...										94.3	
VUVS-L20-B52-D-G18-...										-	
VUVS-L20-B52-ZD-G18-...										94.3	

Type	L12	L13	L14	L15	L16	L17	L18	L19
VUVS-L20-P53...-MD-G18-...	-	76.9	56.9	36.9	8	45.6	22.5	52.9
VUVS-L20-P53...-MZD-G18-...	19.5							
VUVS-L20-B52-D-G18-...	-							
VUVS-L20-B52-ZD-G18-...	19.5							

Solenoid valves VUVS-L, size 20

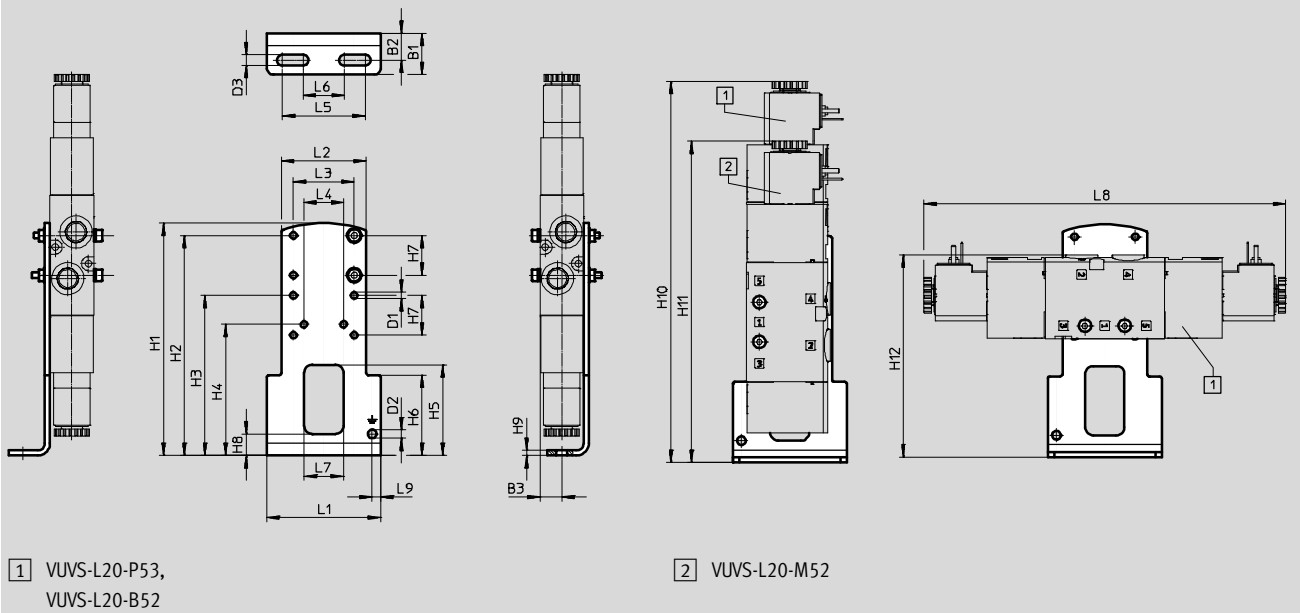
Accessories

FESTO

Dimensions

Download CAD data → www.festo.com

Foot mounting



Type		B1	B2	B3	D1 Ø	D2 Ø	D3 Ø	H1	H2	H3	H4	H5
VAME-B10-20-A	VUVS-L20-B52/P53	20	13.1	10.6	3.2	4.2	5.2	112.5	106.5	77.5	63.5	44
	VUVS-L20-M52											
	VUVS-L20-M32											

Type		H6	H7	H8	H9	H10	H11	H12
VAME-B10-20-A	VUVS-L20-B52/P53	39	19.2	10.5	2.5	184.4	-	97.7
	VUVS-L20-M52					-	155.4	
	VUVS-L20-M32					102.2	-	

Type		L1	L2	L3	L4	L5	L6	L7	L8	L9
VAME-B10-20-A	VUVS-L20-B52/P53	55	41	29.4	19.2	40	20	19	174.9	4.1
	VUVS-L20-M52								141.2	
	VUVS-L20-M32								110.7	

Solenoid valves VUVS-L, size 20

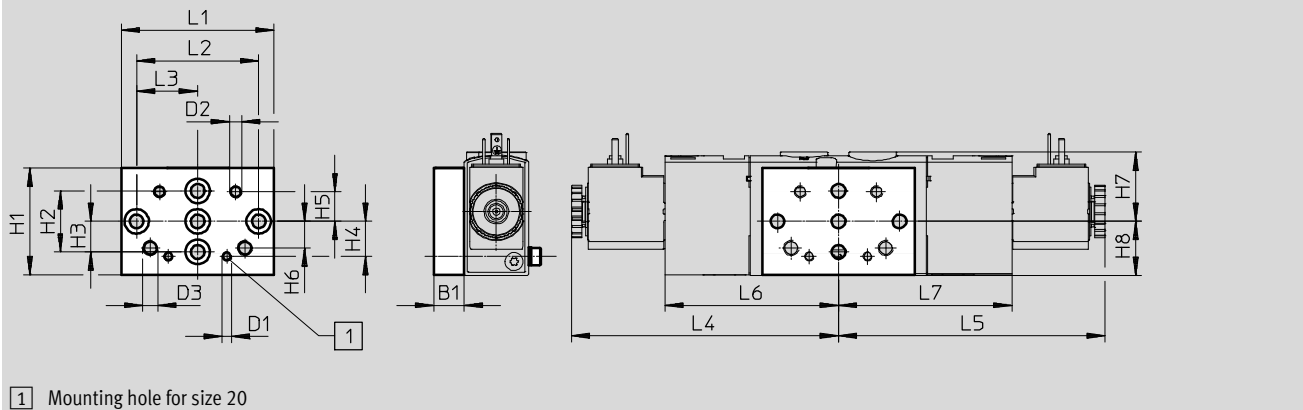
Technical data



Dimensions

Download CAD data → www.festo.com

Wall mounting



1 Mounting hole for size 20

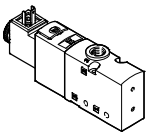
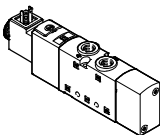
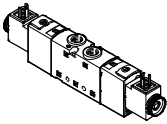
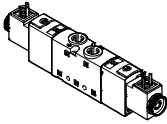
Type		B1	D1	D2	D3	H1	H2	H3	H4	H5
VAME-B10-20-W	VUVS-L20-B52/P53	10	M3	M4	M5	35	20	10	11.5	9.7
	VUVS-L20-M52									
	VUVS-L20-M32									

Type		H6	H7	H8	L1	L2	L3	L4	L5	L6	L7
VAME-B10-20-W	VUVS-L20-B52/P53	8.7	22.7	17.7	50	40	20	87.5	87.4	56.9	56.8
	VUVS-L20-M52							-		53.8	
	VUVS-L20-M32							-		23.3	

Solenoid valves VUVS-L, size 20

Accessories

★ Core product range

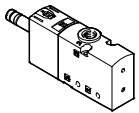
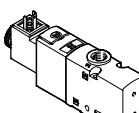
Ordering data			
	Code	Valve function	Part No. Type
3/2-way valve with solenoid coil (24 V DC)			
	Single solenoid, normally closed, type C		
	M32C-A	Pneumatic spring return, internal pilot air supply, direction of flow not reversible	★ 575269 VUVS-L20-M32C-AD-G18-F7-1C1
	M32C-M	Mechanical spring return, internal pilot air supply, direction of flow not reversible	★ 575274 VUVS-L20-M32C-MD-G18-F7-1C1
5/2-way valve with solenoid coil (24 V DC)			
	Single solenoid, type C		
	M52-A	Pneumatic spring return, internal pilot air supply, direction of flow not reversible	★ 575263 VUVS-L20-M52-AD-G18-F7-1C1
	M52-M	Mechanical spring return, internal pilot air supply, direction of flow not reversible	★ 575264 VUVS-L20-M52-MD-G18-F7-1C1
	Double solenoid, type C		
	B52	Internal pilot air supply, direction of flow not reversible	★ 575265 VUVS-L20-B52-D-G18-F7-1C1
5/3-way valve with solenoid coil (24 V DC)			
	Mid-position closed, type C		
	P53C	Mechanical spring return, internal pilot air supply, direction of flow not reversible	★ 575268 VUVS-L20-P53C-MD-G18-F7-1C1

Festo core product range

- ★ Ready for dispatch from the Festo factory in 24 hours
- ☆ Ready for dispatch in 5 days maximum from stock

Solenoid valves VUVS-L, size 20


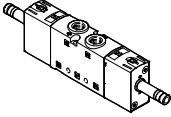
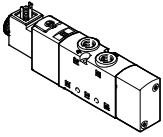
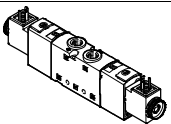
Accessories

Ordering data				
	Code	Valve function	Part No.	Type
3/2-way valve without solenoid coil				
	Single solenoid, normally closed			
	M32C-A	Pneumatic spring return, internal pilot air supply, direction of flow not reversible	575255	VUVS-L20-M32C-AD-G18-F7
		Pneumatic spring return, external pilot air supply, direction of flow reversible	575257	VUVS-L20-M32C-AZD-G18-F7
	M32C-M	Mechanical spring return, internal pilot air supply, direction of flow not reversible	575260	VUVS-L20-M32C-MD-G18-F7
		Mechanical spring return, external pilot air supply, direction of flow reversible	575259	VUVS-L20-M32C-MZD-G18-F7
	Single solenoid, normally open			
	M32U-A	Pneumatic spring return, internal pilot air supply, direction of flow not reversible	575256	VUVS-L20-M32U-AD-G18-F7
		Pneumatic spring return, external pilot air supply, direction of flow reversible	575258	VUVS-L20-M32U-AZD-G18-F7
	M32U-M	Mechanical spring return, internal pilot air supply, direction of flow not reversible	575262	VUVS-L20-M32U-MD-G18-F7
		Mechanical spring return, external pilot air supply, direction of flow reversible	575261	VUVS-L20-M32U-MZD-G18-F7
3/2-way valve with solenoid coil (24 V DC)				
	Single solenoid, normally closed, type C			
	M32C-A	Pneumatic spring return, external pilot air supply, direction of flow reversible	575271	VUVS-L20-M32C-AZD-G18-F7-1C1
	M32C-M	Mechanical spring return, external pilot air supply, direction of flow reversible	575273	VUVS-L20-M32C-MZD-G18-F7-1C1
	Single solenoid, normally open, type C			
	M32U-A	Pneumatic spring return, internal pilot air supply, direction of flow not reversible	575270	VUVS-L20-M32U-AD-G18-F7-1C1
		Pneumatic spring return, external pilot air supply, direction of flow reversible	575272	VUVS-L20-M32U-AZD-G18-F7-1C1
	M32U-M	Mechanical spring return, internal pilot air supply, direction of flow not reversible	575276	VUVS-L20-M32U-MD-G18-F7-1C1
		Mechanical spring return, external pilot air supply, direction of flow reversible	575275	VUVS-L20-M32U-MZD-G18-F7-1C1

Solenoid valves VUVS-L, size 20


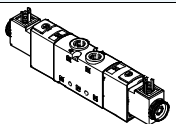
Accessories

FESTO

Ordering data				
	Code	Valve function	Part No.	Type
5/2-way valve without solenoid coil				
	Single solenoid			
	M52-A	Pneumatic spring return, internal pilot air supply, direction of flow not reversible	575249	VUVS-L20-M52-AD-G18-F7
		Pneumatic spring return, external pilot air supply, direction of flow reversible	575675	VUVS-L20-M52-AZD-G18-F7
	M52-M	Mechanical spring return, internal pilot air supply, direction of flow not reversible	575250	VUVS-L20-M52-MD-G18-F7
Mechanical spring return, external pilot air supply, direction of flow reversible		575679	VUVS-L20-M52-MZD-G18-F7	
	Double solenoid			
	B52	Internal pilot air supply, direction of flow not reversible	575251	VUVS-L20-B52-D-G18-F7
External pilot air supply, direction of flow reversible		575682	VUVS-L20-B52-ZD-G18-F7	
5/2-way valve with solenoid coil (24 V DC)				
	Single solenoid, type C			
	M52-A	Pneumatic spring return, external pilot air supply, direction of flow reversible	575676	VUVS-L20-M52-AZD-G18-F7-1C1
	M52-M	Mechanical spring return, external pilot air supply, direction of flow reversible	575680	VUVS-L20-M52-MZD-G18-F7-1C1
	Double solenoid, type C			
	B52	External pilot air supply, direction of flow reversible	575683	VUVS-L20-B52-ZD-G18-F7-1C1

Solenoid valves VUVS-L, size 20




Accessories


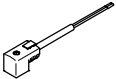

Ordering data				
	Code	Valve function	Part No.	Type
5/3-way valve without solenoid coil				
	Mid-position closed			
	P53C	Mechanical spring return, internal pilot air supply, direction of flow not reversible	575254	VUVS-L20-P53C-MD-G18-F7
		Mechanical spring return, external pilot air supply, direction of flow reversible	575685	VUVS-L20-P53C-MZD-G18-F7
	Mid-position exhausted			
	P53E	Mechanical spring return, internal pilot air supply, direction of flow not reversible	575252	VUVS-L20-P53E-MD-G18-F7
		Mechanical spring return, external pilot air supply, direction of flow reversible	575691	VUVS-L20-P53E-MZD-G18-F7
	Mid-position pressurised			
	P53U	Mechanical spring return, internal pilot air supply, direction of flow not reversible	575253	VUVS-L20-P53U-MD-G18-F7
		Mechanical spring return, external pilot air supply, direction of flow reversible	575688	VUVS-L20-P53U-MZD-G18-F7
	5/3-way valve with solenoid coil (24 V DC)			
	Mid-position closed, type C			
	P53C	Mechanical spring return, external pilot air supply, direction of flow reversible	575686	VUVS-L20-P53C-MZD-G18-F7-1C1
	Mid-position exhausted, type C			
	P53E	Mechanical spring return, internal pilot air supply, direction of flow not reversible	575266	VUVS-L20-P53E-MD-G18-F7-1C1
		Mechanical spring return, external pilot air supply, direction of flow reversible	575692	VUVS-L20-P53E-MZD-G18-F7-1C1
	Mid-position pressurised, type C			
	P53U	Mechanical spring return, internal pilot air supply, direction of flow not reversible	575267	VUVS-L20-P53U-MD-G18-F7-1C1
		Mechanical spring return, external pilot air supply, direction of flow reversible	575689	VUVS-L20-P53U-MZD-G18-F7-1C1

Solenoid valves VUVS-L, size 20

FESTO

Accessories

Ordering data		Part No.	Type
Description			
Solenoid coils for valves			
	Plug pattern type C, to DIN EN 175301-803	12 V DC	8025331 VACS-C-C1-5
		24 V DC	8025330 VACS-C-C1-1
		48 V DC	8025336 VACS-C-C1-7
		24 V AC/50-60 Hz	8025335 VACS-C-C1-1A
		48 V AC	8025337 VACS-C-C1-7A
		110/120 V AC/50-60 Hz	8025334 VACS-C-C1-16B
		230/240 V AC/50-60 Hz	8025338 VACS-C-C1-3W
Seal set			
	For valves in order to guarantee protection class IP67	2643771	VAMC-B10-C-B-S8
Cover cap			
	For manual override, non-detenting or covered	8028240	VAMC-B10-20-CH2

Ordering data		Part No.	Type				
Description							
Plug socket							
	Plug pattern type C, to DIN EN 175301-803	3-pin, screw terminal	Cable fitting M12	0 ... 250 V AC/DC	IP65	539712	MSSD-EB-M12
			Cable fitting Pg7			★ 151687	MSSD-EB
		4-pin, insulation displacement connector	Cable fitting M14	0 ... 250 V AC/DC	IP67	192745	MSSD-EB-S-M14
		3-pin, straight plug connector	Cable fitting M12	12 ... 24 V AC/DC	IP65	188024	MSSD-EB-M12-MONO
Plug socket with cable							
	Plug pattern type C, to DIN EN 175301-803	Angled socket, 3-pin Cable, open end, 3-wire	24 V DC	LED	2.5 m	★ 151688	KMEB-1-24-2,5-LED
					5 m	151689	KMEB-1-24-5-LED
					10 m	193457	KMEB-1-24-10-LED
		230 V AC	-	2.5 m	151690	KMEB-1-230AC-2,5	
				5 m	151691	KMEB-1-230AC-5	
Illuminating seal							
	Plug pattern type C, to DIN EN 175301-803	24 V DC	151717	MEB-LD-12-24DC			
		230 V AC	151718	MEB-LD-230AC			




Festo core product range

- ★ Ready for dispatch from the Festo factory in 24 hours
- ☆ Ready for dispatch in 5 days maximum from stock

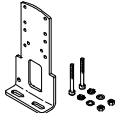
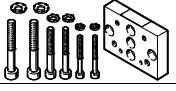


Solenoid valves VUVS-L, size 20

Accessories

FESTO

Ordering data					
	Description		Part No.	Type	PU ¹⁾
Push-in fitting with internal hex					
	Connecting thread M5 for tubing O.D.	4 mm	★ 153315	QSM-M5-4-I	10
	Connecting thread G1/8 for tubing O.D.	4 mm	★ 186106	QS-G1/8-4-I	10
			133008	QS-G1/8-4-I-100	100
		6 mm	★ 186107	QS-G1/8-6-I	10
			133009	QS-G1/8-6-I-100	100
		8 mm	★ 186109	QS-G1/8-8-I	10
133010			QS-G1/8-8-I-100	100	
Angled push-in fitting with external hex					
	Connecting thread G1/8 for tubing O.D.	4 mm	★ 186116	QSL-G1/8-4	10
			132048	QSL-G1/8-4-100	100
		6 mm	★ 186117	QSL-G1/8-6	10
			132049	QSL-G1/8-6-100	100
		8 mm	★ 186119	QSL-G1/8-8	10
			132050	QSL-G1/8-8-50	50
Angled push-in fitting, long, with external hex					
	Connecting thread G1/8 for tubing O.D.	4 mm	186127	QSL-G1/8-4	10
			133015	QSL-G1/8-4-100	100
		6 mm	186128	QSL-G1/8-6	10
			133016	QSL-G1/8-6-100	100
		8 mm	186130	QSL-G1/8-8	10
			133017	QSL-G1/8-8-100	100

1) Packaging unit


Ordering data				
	Description	Weight [g]	Part No.	Type
Foot mounting				
	With screw set for attaching the valve to the foot mounting	97	576412	VAME-B10-20-A
Wall mounting				
	With screw set for attaching the valve to the wall mounting	53	576413	VAME-B10-20-W
Spare parts selection				
	Set comprising seals and screws	10	8026203	VAME-B10-20-MK
Inscription label				
	40 pieces in frame	-	565306	ASLR-C-E4


Festo core product range


- ★ Ready for dispatch from the Festo factory in 24 hours
- ☆ Ready for dispatch in 5 days maximum from stock


Solenoid valves VUVS-L, size 25

Technical data

-  - Flow rate
Up to 1300 l/min

-  - Valve width
26.5 mm

-  - Voltage
12, 24 V DC
24, 110, 120, 230, 240 V AC



General technical data							
Valve function	3/2-way valve		5/2-way valve		5/3-way valve		
Order code for valves	M32C	M32U	M52	B52	P53C	P53U	P53E
Valve width [mm]	26.5						
Nominal width [mm]	6.3		6.9		6.5	6.3	
Design	Piston spool						
Flow direction	Reversible with external pilot air supply						
Pilot air supply	Internal or external						
Type of control	Pilot						
Manual override	Non-detenting, detenting						
Non-overlapping	Yes						
Sealing principle	Soft						
Type of mounting	Optionally via through-hole or on manifold rail						
Standard nominal flow rate [qnN]	1000		1300	1300	1200	1000	
Type of actuation	Electrical						
Mounting position	Any						
Exhaust air function	With flow control						
Pneumatic port 1, 2, 4, 3, 5	G1/4						
Auxiliary pilot air port 12/14	M5						
Pilot exhaust air port 82/84	M5						
Corrosion resistance ¹⁾	2						

1) Corrosion resistance class CRC 2 to Festo standard FN 940070
Moderate corrosion stress. Indoor applications in which condensation may occur. External visible parts with primarily decorative requirements for the surface and which are in direct contact with the ambient atmosphere typical for industrial applications.

Solenoid valves VUVS-L, size 25

Technical data

Technical data – 3/2-way valves					
Order code for valves		M32C		M32U	
Normal position		Closed		Open	
Stable position		Monostable		Monostable	
Reset method		Pneumatic spring	Mechanical spring	Pneumatic spring	Mechanical spring
Switching times	On	13	11	12	11
	Off	26	40	26	39
	Change-over	–	–	–	–
Product weight excluding solenoid coil	[g]	244	244	244	244
Product weight including solenoid coil	[g]	297	297	297	297

Technical data – 5/2-way valves				
Order code for valves		M52		B52
Normal position		–		–
Stable position		Monostable		Bistable
Reset method		Pneumatic spring	Mechanical spring	–
Switching times	On	19	12	–
	Off	35	47	–
	Change-over	–	–	11
Product weight excluding solenoid coil	[g]	311	311	322
Product weight including solenoid coil	[g]	363	363	428

Technical data – 5/3-way valves				
Order code for valves		P53C	P53U	P53E
Normal position/mid-position		Closed	Pressurised	Exhausted
Stable position		Monostable		
Reset method		Mechanical spring		
Switching times	On	13	14	14
	Off	42	48	48
	Change-over	26	25	25
Product weight excluding solenoid coil	[g]	324	324	324
Product weight including solenoid coil	[g]	430	430	430

Safety data		
Max. positive test pulse 0 signal	[µs]	2000 (valves with VACF-B-...-1)
Max. negative test pulse 1 signal	[µs]	3600 (valves with VACF-B-...-1)
Shock resistance	Shock test with severity level 2 to FN 942017-5 and EN 60068-2-27	
Vibration resistance	Transport application test with severity level 2 to FN 942017-4 and EN 60068-2-6	

Solenoid valves VUVS-L, size 25

Technical data

Operating and environmental conditions				
Order code for valves	M32	M52	B52	P53
Operating medium	Compressed air in accordance with ISO 8573-1:2010 [7:4:4]			
Pilot medium	Compressed air in accordance with ISO 8573-1:2010 [7:4:4]			
Note on operating/pilot medium	Lubricated operation possible (in which case lubricated operation will always be required)			
Operating pressure with internal pilot air supply [bar]	2.5 ... 10		1.5 ... 10	2.5 ... 10
Operating pressure with external pilot air supply [bar]	-0.9 ... +10			
Pilot pressure [bar]	2.5 ... 10		1.5 ... 10	2.5 ... 10
Ambient temperature [°C]	-10 ... +60			
Temperature of medium [°C]	-10 ... +60			
Certification	c UL us - Recognized (OL)			

Electrical data		
	With solenoid coil	Without solenoid coil
Electrical connection	Plug connector type C, plug connector type B	Via solenoid coil
Operating voltage [V DC]	24	→ Internet: vacf
Permissible voltage fluctuations [%]	10	
Power [W]	3.3	
Duty cycle [%]	100	
Degree of protection to EN 60529	IP65 with plug socket	

Information on materials	
Housing	Die-cast aluminium
Seals	HNBR, NBR
Piston spool	Wrought aluminium alloy
Note on materials	RoHS compliant

Solenoid valves VUVS-L, size 25

Technical data



Dimensions Download CAD data → www.festo.com

3/2-way valves, with solenoid coil

3/2-way valves, without solenoid coil

[1] Solenoid coil interface type B/type C	[4] Port 10/12 for pilot air supply	[6] Port 82 for pilot exhaust air	[7] For screw M4
[2] Location for inscription label			

Type	B1	B2	B3	B4	B5	D1	D3	D4	D5	H1	H2	H3	H4	H5
VUVS-L25-M32...-...D-G14-...	26.5	20.2	-	1.9	1.9	G1/4	-	M5	8	50.5	28.2	8	57.2	45.2
VUVS-L25-M32...-...ZD-G14-...			4.5				M5							

Type	L2	L4	L5	L6	L7	L8	L9	L11	L12	L14	L15	L16	L17	L19
VUVS-L25-M32...-...D-G14-...	129.2	128.1	123.8	94.8	53.3	25	34.4	33.3	-	65.8	41.3	13	50.4	59.3
VUVS-L25-M32...-...ZD-G14-...									20.3					

Solenoid valves VUVS-L, size 25

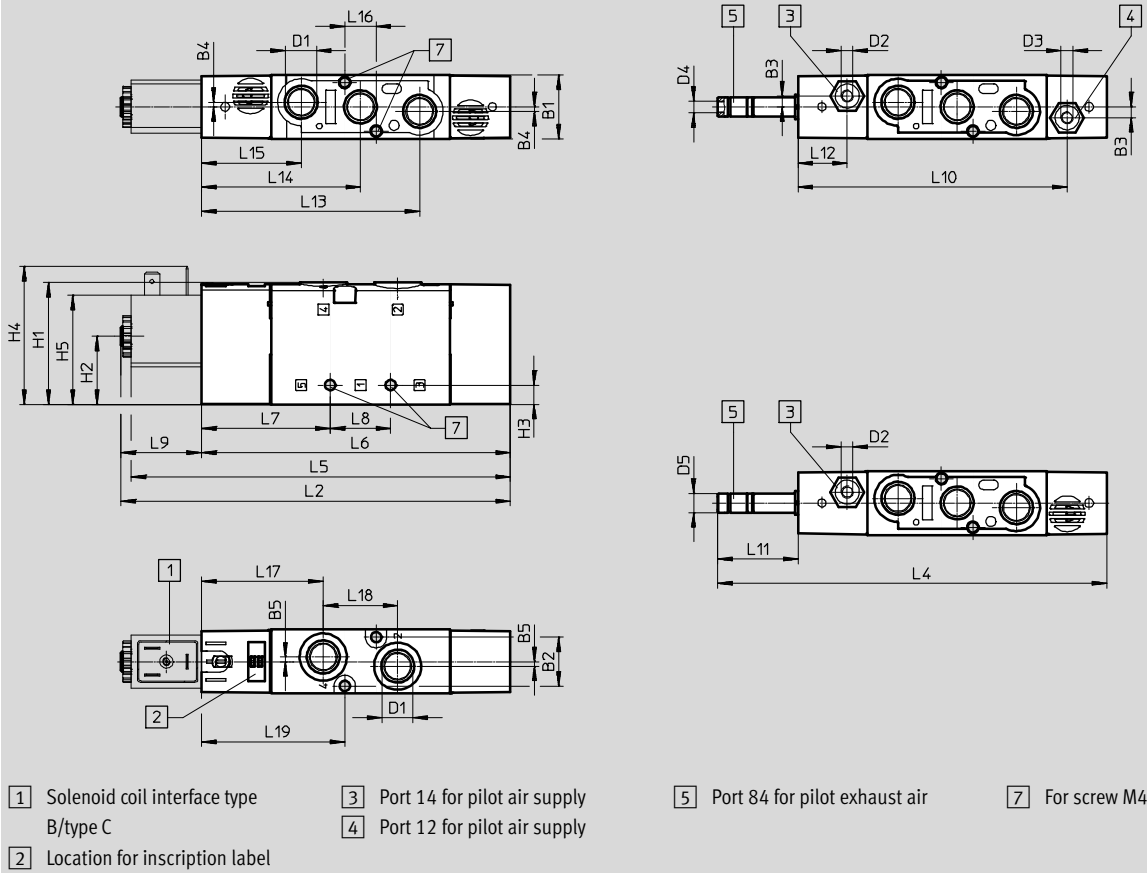
Technical data

Dimensions

Download CAD data → www.festo.com

5/2-way single solenoid valves, with solenoid coil

5/2-way single solenoid valves, without solenoid coil



Type	B1	B2	B3	B4	B5	D1	D2	D3	D4	D5	H1	H2	H3	H4	H5
VUVS-L25-M52-...D-G14-...	26.5	20.2	-	1.9	1.9	G1/4	-	-	M5	8	50.5	28.2	8	57.2	45.2
VUVS-L25-M52-...ZD-G14-...			4.5				M5	M5							

Type	L2	L4	L5	L6	L7	L8	L9	L10	L11	L12	L13	L14	L15	L16	L17	L18	L19
VUVS-L25-M52-...D-G14-...	162.2	161.1	156.8	127.8	53.3	25	34.4	-	33.3	-	90.3	65.8	41.3	13	50.4	30.8	59.3
VUVS-L25-M52-...ZD-G14-...								111.3		20.3							

Solenoid valves VUVS-L, size 25

Technical data

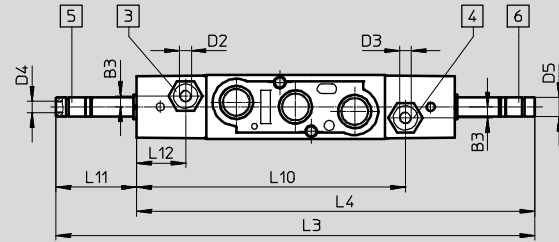
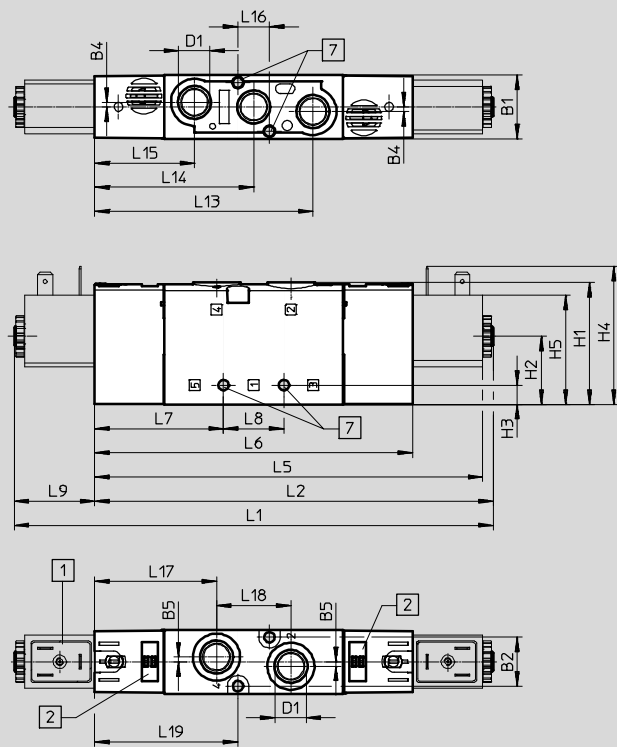


Dimensions

Download CAD data → www.festo.com

5/3-way valves and 5/2-way double solenoid valves, with solenoid coil

5/3-way valves and 5/2-way double solenoid valves, without solenoid coil



- 1 Solenoid coil interface type B/type C
- 2 Location for inscription label
- 3 Port 14 for pilot air supply
- 4 Port 12 for pilot air supply
- 5 Port 84 for pilot exhaust air
- 6 Port 82 for pilot exhaust air
- 7 For screw M4

Type	B1	B2	B3	B4	B5	D1	D2	D3	D4	D5 Ø	H1	H2	H3	H4	H5
VUVS-L25-P53...-MD-G14-...	26.5	20.2	-	1.9	1.9	G1/4	-	-	M5	8	50.5	28.2	8	57.2	45.2
VUVS-L25-P53...-MZD-G14-...			4.5				M5	M5							
VUVS-L25-B52-D-G14-...			-				-	-							
VUVS-L25-B52-ZD-G14-...			4.5				M5	M5							

Type	L1	L2	L3	L4	L5	L6	L7	L8	L9	L10	L11
VUVS-L25-P53...-MD-G14-...	200.3	166	198.2	164.9	160.6	131.6	53.3	25	33.3	-	33.3
VUVS-L25-P53...-MZD-G14-...										111.3	
VUVS-L25-B52-D-G14-...										-	
VUVS-L25-B52-ZD-G14-...										111.3	

Type	L12	L13	L14	L15	L16	L17	L18	L19
VUVS-L25-P53...-MD-G14-...	-	90.3	65.8	41.3	13	50.4	30.8	59.3
VUVS-L25-P53...-MZD-G14-...	20.3							
VUVS-L25-B52-D-G14-...	-							
VUVS-L25-B52-ZD-G14-...	20.3							

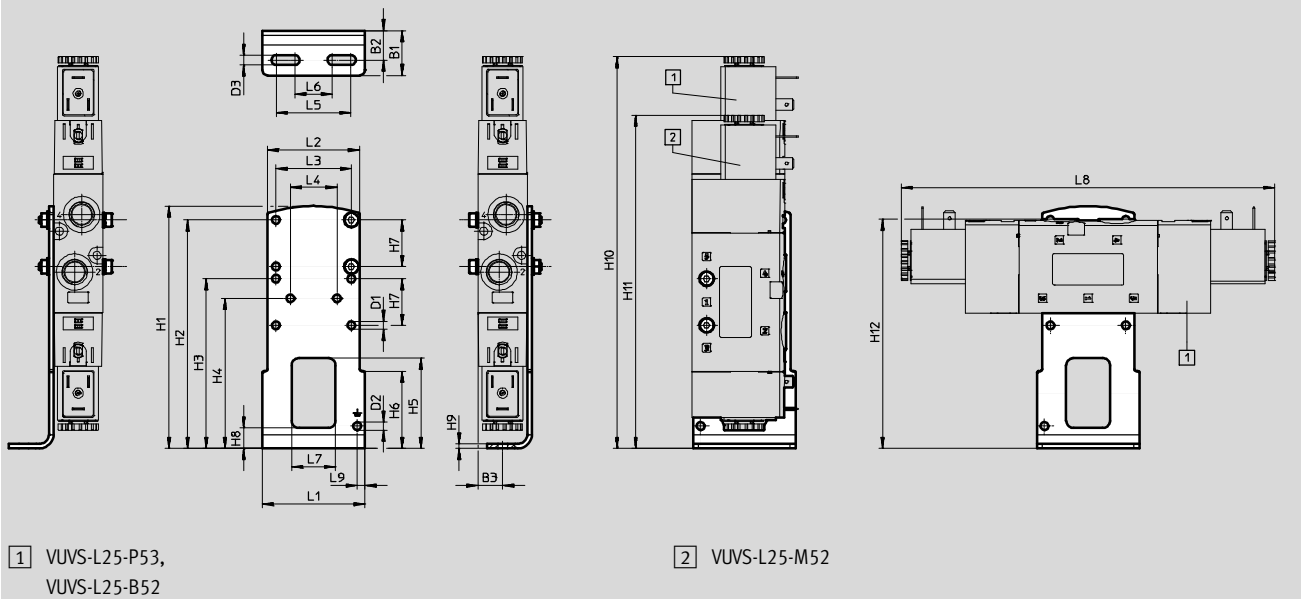
Solenoid valves VUVS-L, size 25

Accessories

Dimensions

Download CAD data → www.festo.com

Foot mounting



Type		B1	B2	B3	D1 Ø	D2 Ø	D3 Ø	H1	H2	H3	H4	H5
VAME-B10-25-A	VUVS-L25-B52/P53	24	15.8	13.3	4.2	4.2	5.2	130	122.5	91	80.5	48.5
	VUVS-L25-M52											
	VUVS-L25-M32											

Type		H6	H7	H8	H9	H10	H11	H12
VAME-B10-25-A	VUVS-L25-B52/P53	41.5	25	11	2.5	210	-	123
	VUVS-L25-M52							
	VUVS-L25-M32							

Type		L1	L2	L3	L4	L5	L6	L7	L8	L9
VAME-B10-25-A	VUVS-L25-B52/P53	55	49.4	40.4	25	40	20	23.5	198.2	4.1
	VUVS-L25-M52									
	VUVS-L25-M32									

Solenoid valves VUVS-L, size 25

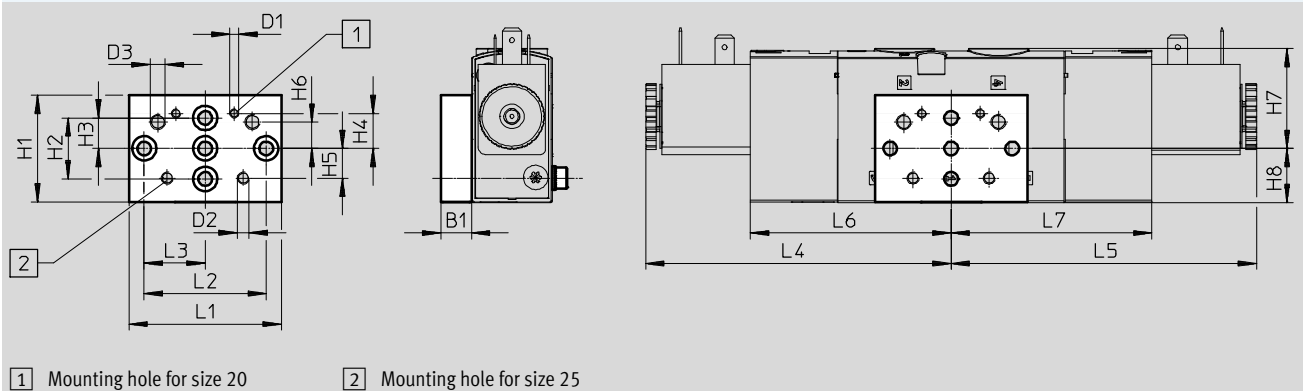
Accessories



Dimensions

Download CAD data → www.festo.com

Wall mounting



Type		B1	D1	D2	D3	H1	H2	H3	H4	H5	H6
VAME-B10-20-W	VUVS-L25-B52/P53	10	M3	M4	M5	35	20	10	11.5	9.7	8.7
	VUVS-L25-M52										
	VUVS-L25-M32										

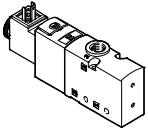
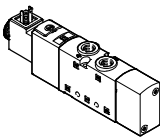
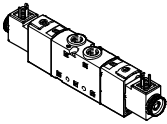
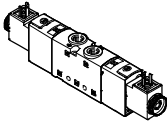
Type		H7	H8	L1	L2	L3	L4	L5	L6	L7
VAME-B10-20-W	VUVS-L25-B52/P53	32.8	17.7	50	40	20	100	100	65.8	65.8
	VUVS-L25-M52						–		62	
	VUVS-L25-M32						–		29	

Solenoid valves VUVS-L, size 25

FESTO

Accessories

★ Core product range

Ordering data			
	Code	Valve function	Part No. Type
3/2-way valve with solenoid coil (24 V DC)			
	Single solenoid, normally closed, type C		
	M32C-A	Pneumatic spring return, internal pilot air supply, direction of flow not reversible	★ 575475 VUVS-L25-M32C-AD-G14-F8-1C1
	M32C-M	Mechanical spring return, internal pilot air supply, direction of flow not reversible	★ 575477 VUVS-L25-M52-AD-G14-F8-1C1
5/2-way valve with solenoid coil (24 V DC)			
	Single solenoid, type C		
	M52-A	Pneumatic spring return, internal pilot air supply, direction of flow not reversible	★ 575503 VUVS-L25-M52-AD-G14-F8-1C1
	M52-M	Mechanical spring return, internal pilot air supply, direction of flow not reversible	★ 575511 VUVS-L25-M52-MD-G14-F8-1C1
	Double solenoid, type C		
	B52	Internal pilot air supply, direction of flow not reversible	★ 575518 VUVS-L25-B52-D-G14-F8-1C1
5/3-way valve with solenoid coil (24 V DC)			
	Mid-position closed, type C		
	P53C	Mechanical spring return, internal pilot air supply, direction of flow not reversible	★ 575525 VUVS-L25-P53C-MD-G14-F8-1C1

Festo core product range

- ★ Ready for dispatch from the Festo factory in 24 hours
- ☆ Ready for dispatch in 5 days maximum from stock

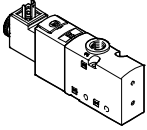
Solenoid valves VUVS-L, size 25

Accessories

Ordering data				
	Code	Valve function	Part No.	Type
3/2-way valve without solenoid coil				
	Single solenoid, normally closed			
	M32C-A	Pneumatic spring return, internal pilot air supply, direction of flow not reversible	575471	VUVS-L25-M32C-AD-G14-F8
		Pneumatic spring return, external pilot air supply, direction of flow reversible	575472	VUVS-L25-M32C-AZD-G14-F8
	M32C-M	Mechanical spring return, internal pilot air supply, direction of flow not reversible	575473	VUVS-L25-M32C-MD-G14-F8
		Mechanical spring return, external pilot air supply, direction of flow reversible	575474	VUVS-L25-M32C-MZD-G14-F8
	Single solenoid, normally open			
	M32U-A	Pneumatic spring return, internal pilot air supply, direction of flow not reversible	575486	VUVS-L25-M32U-AD-G14-F8
		Pneumatic spring return, external pilot air supply, direction of flow reversible	575487	VUVS-L25-M32U-AZD-G14-F8
	M32U-M	Mechanical spring return, internal pilot air supply, direction of flow not reversible	575488	VUVS-L25-M32U-MD-G14-F8
		Mechanical spring return, external pilot air supply, direction of flow reversible	575489	VUVS-L25-M32U-MZD-G14-F8
3/2-way valve with solenoid coil (24 V DC)				
	Single solenoid, normally closed, type C			
	M32C-A	Pneumatic spring return, external pilot air supply, direction of flow reversible	575476	VUVS-L25-M32C-AZD-G14-F8-1C1
	M32C-M	Mechanical spring return, external pilot air supply, direction of flow reversible	575478	VUVS-L25-M32C-MZD-G14-F8-1C1
	Single solenoid, normally closed, type B			
	M32C-A	Pneumatic spring return, internal pilot air supply, direction of flow not reversible	575479	VUVS-L25-M32C-AD-G14-F8-1B2
		Pneumatic spring return, external pilot air supply, direction of flow reversible	575480	VUVS-L25-M32C-AZD-G14-F8-1B2
	M32C-M	Mechanical spring return, internal pilot air supply, direction of flow not reversible	575481	VUVS-L25-M32C-MD-G14-F8-1B2
		Mechanical spring return, external pilot air supply, direction of flow reversible	575482	VUVS-L25-M32C-MZD-G14-F8-1B2

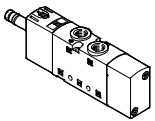

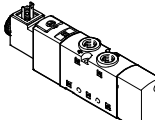
Solenoid valves VUVS-L, size 25

Accessories

Ordering data			
	Code	Valve function	Part No. Type
3/2-way valve with solenoid coil (24 V DC)			
	Single solenoid, normally open, type C		
	M32U-A	Pneumatic spring return, internal pilot air supply, direction of flow not reversible	575490 VUVS-L25-M32U-AD-G14-F8-1C1
	M32U-A	Pneumatic spring return, external pilot air supply, direction of flow reversible	575491 VUVS-L25-M32U-AZD-G14-F8-1C1
	M32U-M	Mechanical spring return, internal pilot air supply, direction of flow not reversible	575492 VUVS-L25-M32U-MD-G14-F8-1C1
	M32U-M	Mechanical spring return, external pilot air supply, direction of flow reversible	575493 VUVS-L25-M32U-MZD-G14-F8-1C1
	Single solenoid, normally open, type B		
	M32U-A	Pneumatic spring return, internal pilot air supply, direction of flow not reversible	575494 VUVS-L25-M32U-AD-G14-F8-1B2
		Pneumatic spring return, external pilot air supply, direction of flow reversible	575495 VUVS-L25-M32U-AZD-G14-F8-1B2
	M32U-M	Mechanical spring return, internal pilot air supply, direction of flow not reversible	575496 VUVS-L25-M32U-MD-G14-F8-1B2
		Mechanical spring return, external pilot air supply, direction of flow reversible	575497 VUVS-L25-M32U-MZD-G14-F8-1B2

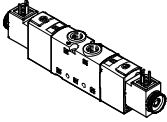

Solenoid valves VUVS-L, size 25

Accessories

Ordering data				
	Code	Valve function	Part No.	Type
5/2-way valve without solenoid coil				
	Single solenoid			
	M52-A	Pneumatic spring return, internal pilot air supply, direction of flow not reversible	575501	VUVS-L25-M52-AD-G14-F8
		Pneumatic spring return, external pilot air supply, direction of flow reversible	575502	VUVS-L25-M52-AZD-G14-F8
	M52-M	Mechanical spring return, internal pilot air supply, direction of flow not reversible	575509	VUVS-L25-M52-MD-G14-F8
	Mechanical spring return, external pilot air supply, direction of flow reversible	575510	VUVS-L25-M52-MZD-G14-F8	
	Double solenoid			
	B52	Internal pilot air supply, direction of flow not reversible	575516	VUVS-L25-B52-D-G14-F8
		External pilot air supply, direction of flow reversible	575517	VUVS-L25-B52-ZD-G14-F8
5/2-way valve with solenoid coil (24 V DC)				
	Single solenoid, type C			
	M52-A	Pneumatic spring return, external pilot air supply, direction of flow reversible	575504	VUVS-L25-M52-AZD-G14-F8-1C1
	M52-M	Mechanical spring return, external pilot air supply, direction of flow reversible	575512	VUVS-L25-M52-MZD-G14-F8-1C1
	Single solenoid, type B			
	M52-A	Pneumatic spring return, internal pilot air supply, direction of flow not reversible	575505	VUVS-L25-M52-AD-G14-F8-1B2
		Pneumatic spring return, external pilot air supply, direction of flow reversible	575506	VUVS-L25-M52-AZD-G14-F8-1B2
	M52-M	Mechanical spring return, internal pilot air supply, direction of flow not reversible	575513	VUVS-L25-M52-MD-G14-F8-1B2
		Mechanical spring return, external pilot air supply, direction of flow reversible	575514	VUVS-L25-M52-MZD-G14-F8-1B2

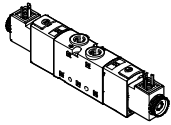
Solenoid valves VUVS-L, size 25

Accessories

Ordering data			
	Code	Valve function	Part No. Type
5/2-way valve with solenoid coil (24 V DC)			
	Double solenoid, type C		
	B52	External pilot air supply, direction of flow reversible	575519 VUVS-L25-B52-ZD-G14-F8-1C1
	Double solenoid, type B		
	B52	Internal pilot air supply, direction of flow not reversible	575520 VUVS-L25-B52-D-G14-F8-1B2
		External pilot air supply, direction of flow reversible	575521 VUVS-L25-B52-ZD-G14-F8-1B2
5/3-way valve without solenoid coil			
	Mid-position closed		
	P53C	Mechanical spring return, internal pilot air supply, direction of flow not reversible	575523 VUVS-L25-P53C-MD-G14-F8
		Mechanical spring return, external pilot air supply, direction of flow reversible	575524 VUVS-L25-P53C-MZD-G14-F8
	Mid-position exhausted		
	P53E	Mechanical spring return, internal pilot air supply, direction of flow not reversible	575537 VUVS-L25-P53E-MD-G14-F8
		Mechanical spring return, external pilot air supply, direction of flow reversible	575538 VUVS-L25-P53E-MZD-G14-F8
	Mid-position pressurised		
	P53U	Mechanical spring return, internal pilot air supply, direction of flow not reversible	575530 VUVS-L25-P53U-MD-G14-F8
	Mechanical spring return, external pilot air supply, direction of flow reversible	575531 VUVS-L25-P53U-MZD-G14-F8	

Solenoid valves VUVS-L, size 25




Accessories

Ordering data			
	Code	Valve function	Part No. Type
5/3-way valve with solenoid coil (24 V DC)			
	Mid-position closed, type C		
	P53C	Mechanical spring return, external pilot air supply, direction of flow reversible	575526 VUVS-L25-P53C-MZD-G14-F8-1C1
	Mid-position exhausted, type C		
	P53E	Mechanical spring return, internal pilot air supply, direction of flow not reversible	575539 VUVS-L25-P53E-MD-G14-F8-1C1
		Mechanical spring return, external pilot air supply, direction of flow reversible	575540 VUVS-L25-P53E-MZD-G14-F8-1C1
	Mid-position pressurised, type C		
	P53U	Mechanical spring return, internal pilot air supply, direction of flow not reversible	575532 VUVS-L25-P53U-MD-G14-F8-1C1
		Mechanical spring return, external pilot air supply, direction of flow reversible	575533 VUVS-L25-P53U-MZD-G14-F8-1C1
	Mid-position closed, type B		
	P53C	Mechanical spring return, internal pilot air supply, direction of flow not reversible	575527 VUVS-L25-P53C-MD-G14-F8-1B2
		Mechanical spring return, external pilot air supply, direction of flow reversible	575528 VUVS-L25-P53C-MZD-G14-F8-1B2
	Mid-position exhausted, type B		
	P53E	Mechanical spring return, internal pilot air supply, direction of flow not reversible	575541 VUVS-L25-P53E-MD-G14-F8-1B2
		Mechanical spring return, external pilot air supply, direction of flow reversible	575542 VUVS-L25-P53E-MZD-G14-F8-1B2
	Mid-position pressurised, type B		
	P53U	Mechanical spring return, internal pilot air supply, direction of flow not reversible	575534 VUVS-L25-P53U-MD-G14-F8-1B2
Mechanical spring return, external pilot air supply, direction of flow reversible		575535 VUVS-L25-P53U-MZD-G14-F8-1B2	

Solenoid valves VUVS-L, size 25

Accessories


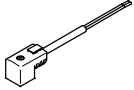

FESTO

Ordering data				
Description		Part No.	Type	
Solenoid coils for valves				
	Plug pattern type C, acc. to DIN EN 175301-803	12 V DC	8030810	VACF-B-C1-5
		24 V DC	8030811	VACF-B-C1-1
		48 V DC	8030812	VACF-B-C1-7
		24 V AC/50-60 Hz	8030813	VACF-B-C1-1A
		48 V AC	8030814	VACF-B-C1-7A
		110/120 V AC/50-60 Hz	8030815	VACF-B-C1-16B
		230/240 V AC/50-60 Hz	8030817	VACF-B-C1-3W
	Plug pattern type B, industry standard	12 V DC	8030801	VACF-B-B2-5
		24 V DC	8030802	VACF-B-B2-1
		48 V DC	8030803	VACF-B-B2-7
		24 V AC/50-60 Hz	8030804	VACF-B-B2-1A
		48 V AC/50-60 Hz	8030805	VACF-B-B2-7A
		110/120 V AC/50-60 Hz	8030806	VACF-B-B2-16B
		230/240 V AC/50-60 Hz	8030808	VACF-B-B2-3W
		Seal set		
	For solenoid valves in order to guarantee protection class IP67	8034609	VAMC-B10-B-B-S8	
Cover cap				
	For manual override, non-detenting or covered	8028240	VAMC-B10-20-CH2	

Solenoid valves VUVS-L, size 25

Accessories

FESTO

Ordering data						
Description				Part No.	Type	
Plug socket						
	Plug pattern type C, to DIN EN 175301-803					
	3-pin, screw terminal	Cable fitting M12	0 ... 250 V AC/DC	IP65	539712	MSSD-EB-M12
		Cable fitting Pg7			★ 151687	MSSD-EB
	4-pin, insulation displacement connector	Cable fitting M14	0 ... 250 V AC/DC	IP67	192745	MSSD-EB-S-M14
		Cable fitting M12			188024	MSSD-EB-M12-MONO
	Plug pattern type B, industry standard					
	3-pin, screw terminal	Cable fitting M16	0 ... 250 V AC/DC	IP65	539710	MSSD-F-M16
		Cable fitting Pg9			★ 34431	MSSD-F
	3-pin, insulation displacement connector	–	0 ... 250 V AC/DC	IP67	192746	MSSD-F-S-M16
	Plug socket with cable					
	Plug pattern type C, to DIN EN 175301-803					
	Angled socket, 3-pin Cable, open end, 3-wire	24 V DC	LED	2.5 m	★ 151688	KMEB-1-24-2,5-LED
				5 m	151689	KMEB-1-24-5-LED
				10 m	193457	KMEB-1-24-10-LED
		230 V AC	–	2.5 m	151690	KMEB-1-230AC-2,5
				5 m	151691	KMEB-1-230AC-5
				Plug pattern type B, industry standard		
	Angled socket, 3-pin Cable, open end, 3-wire	24 V DC	LED	2.5 m	★ 30935	KMF-1-24DC-2.5-LED
				5 m	30937	KMF-1-24DC-5-LED
				10 m	193458	KMF-1-24-10-LED
		230 V AC	–	2.5 m	30936	KMF-1-230AC-2.5
				5 m	30938	KMF-1-230AC-5
				Illuminating seal		
		Plug pattern type C, to DIN EN 175301-803		24 V DC	151717	MEB-LD-12-24DC
230 V AC				151718	MEB-LD-230AC	
Plug pattern type B, industry standard		24 V DC	19143	MF-LD-12-24DC		
		230 V AC	19144	MF-LD-230AC		




Festo core product range

- ★ Ready for dispatch from the Festo factory in 24 hours
- ☆ Ready for dispatch in 5 days maximum from stock

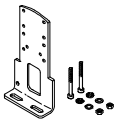
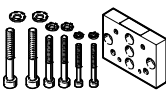
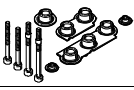

Solenoid valves VUVS-L, size 25

FESTO

Accessories

Ordering data					
	Description		Part No.	Type	PU ¹⁾
Push-in fitting with internal hex					
	Connecting thread M5 for tubing O.D.	4 mm	★ 153315	QSM-M5-4-I	10
	Connecting thread G1/4 for tubing O.D.	6 mm	★ 186108	QS-G1/4-6-I	10
		8 mm	★ 186110	QS-G1/4-8-I	10
		10 mm	★ 186112	QS-G1/4-10-I	10
Angled push-in fitting with external hex					
	Connecting thread G1/4 for tubing O.D.	6 mm	★ 186118	QSL-G1/4-6	10
			132051	QSL-G1/4-6-100	100
	8 mm	★ 186120	QSL-G1/4-8	10	
		132052	QSL-G1/4-8-50	50	
	10 mm	★ 186122	QSL-G1/4-10	10	
132053	QSL-G1/4-10-50	50			
Angled push-in fitting, long, with external hex					
	Connecting thread G1/4 for tubing O.D.	6 mm	186129	QSL-G1/4-6	10
		8 mm	186131	QSL-G1/4-8	10
		10 mm	186133	QSL-G1/4-10	10

1) Packaging unit




Ordering data					
	Description	Weight [g]	Part No.	Type	
Foot mounting					
	With screw set for attaching the valve to the foot mounting	130	2293485	VAME-B10-25-A	
Wall mounting					
	With screw set for attaching the valve to the wall mounting	53	576413	VAME-B10-20-W	
Spare parts selection					
	Set comprising seals and screws	12	8035636	VAME-B10-25-MK	
Inscription label					
	40 pieces in frame	-	565306	ASLR-C-E4	


Festo core product range

- ★ Ready for dispatch from the Festo factory in 24 hours
- ☆ Ready for dispatch in 5 days maximum from stock

Solenoid valves VUVS-L, size 30

Technical data

-  - Flow rate
Up to 2300 l/min
-  - Valve width
31 mm
-  - Voltage
12, 24 V DC
24, 110, 120, 230, 240 V AC



General technical data							
Valve function	3/2-way valve		5/2-way valve		5/3-way valve		
Order code for valves	M32C	M32U	M52	B52	P53C	P53U	P53E
Valve width [mm]	31						
Nominal width [mm]	9.4				8.9	8.1	
Design	Piston spool						
Flow direction	Reversible with external pilot air supply						
Pilot air supply	Internal or external						
Type of control	Pilot						
Manual override	Non-detenting, detenting						
Non-overlapping	Yes						
Sealing principle	Soft						
Type of mounting	Optionally via through-hole or on manifold rail						
Standard nominal flow rate [q _n N]	2300	2300	2300		2000	1600	1600
Type of actuation	Electrical						
Mounting position	Any						
Exhaust air function	With flow control						
Pneumatic port 1, 2, 4, 3, 5	G3/8						
Auxiliary pilot air port 12/14	G1/8						
Pilot exhaust air port 82/84	M5						
Corrosion resistance ¹⁾	2						

1) Corrosion resistance class CRC 2 to Festo standard FN 940070
Moderate corrosion stress. Indoor applications in which condensation may occur. External visible parts with primarily decorative requirements for the surface and which are in direct contact with the ambient atmosphere typical for industrial applications.

Solenoid valves VUVS-L, size 30

Technical data

Technical data – 3/2-way valves					
Order code for valves		M32C		M32U	
Normal position		Closed		Open	
Stable position		Monostable		Monostable	
Reset method		Pneumatic spring	Mechanical spring	Pneumatic spring	Mechanical spring
Switching times	On	19	16	19	15
	Off	36	58	37	57
	Change-over	–	–	–	–
Product weight excluding solenoid coil	[g]	354	354	354	354
Product weight including solenoid coil	[g]	405	405	405	405

Technical data – 5/2-way valves				
Order code for valves		M52		B52
Normal position		–		–
Stable position		Monostable		Bistable
Reset method		Pneumatic spring	Mechanical spring	–
Switching times	On	24	17	–
	Off	49	62	–
	Change-over	–	–	13
Product weight excluding solenoid coil	[g]	450	450	464
Product weight including solenoid coil	[g]	500	500	565

Technical data – 5/3-way valves					
Order code for valves		P53C		P53U	P53E
Normal position/mid-position		Closed		Pressurised	Exhausted
Stable position		Monostable			
Reset method		Mechanical spring			
Switching times	On	17	18	20	
	Off	76	75	74	
	Change-over	39	31	36	
Product weight excluding solenoid coil	[g]	461	461	461	
Product weight including solenoid coil	[g]	562	562	562	

Safety data		
Max. positive test pulse	[µs]	2000 (valves with VACF-B-...-1)
0 signal		
Max. negative test pulse	[µs]	3600 (valves with VACF-B-...-1)
1 signal		
Shock resistance		Shock test with severity level 2 to FN 942017-5 and EN 60068-2-27
Vibration resistance		Transport application test with severity level 2 to FN 942017-4 and EN 60068-2-6

Solenoid valves VUVS-L, size 30

Technical data

Operating and environmental conditions				
Order code for valves	M32	M52	B52	P53
Operating medium	Compressed air in accordance with ISO 8573-1:2010 [7:4:4]			
Pilot medium	Compressed air in accordance with ISO 8573-1:2010 [7:4:4]			
Note on operating/pilot medium	Lubricated operation possible (in which case lubricated operation will always be required)			
Operating pressure with internal pilot air supply [bar]	2.5 ... 10		1.5 ... 10	2.5 ... 10
Operating pressure with external pilot air supply [bar]	-0.9 ... +10			
Pilot pressure [bar]	2.5 ... 10		1.5 ... 10	2.5 ... 10
Ambient temperature [°C]	-10 ... +60			
Temperature of medium [°C]	-10 ... +60			
Certification	c UL us - Recognized (OL)			

Electrical data		
	With solenoid coil	Without solenoid coil
Electrical connection	Plug connector type C, plug connector type B	
Operating voltage	[V DC]	Via solenoid coil → Internet: vacf
	[V AC]	
Duty cycle [%]	100	
Degree of protection to EN 60529	IP65 with plug socket	
Permissible voltage fluctuations [%]	10	

Information on materials	
Housing	Die-cast aluminium
Seals	HNBR, NBR
Piston spool	Wrought aluminium alloy
Note on materials	RoHS compliant

Solenoid valves VUVS-L, size 30

Technical data

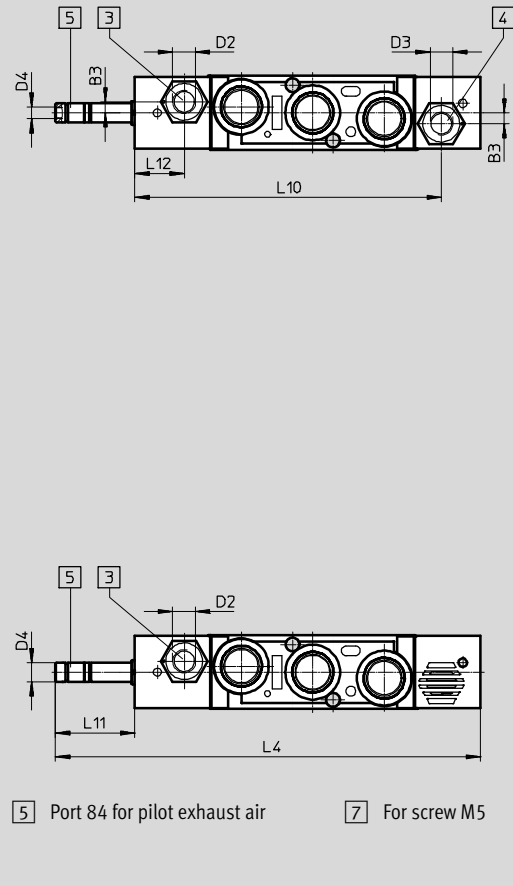
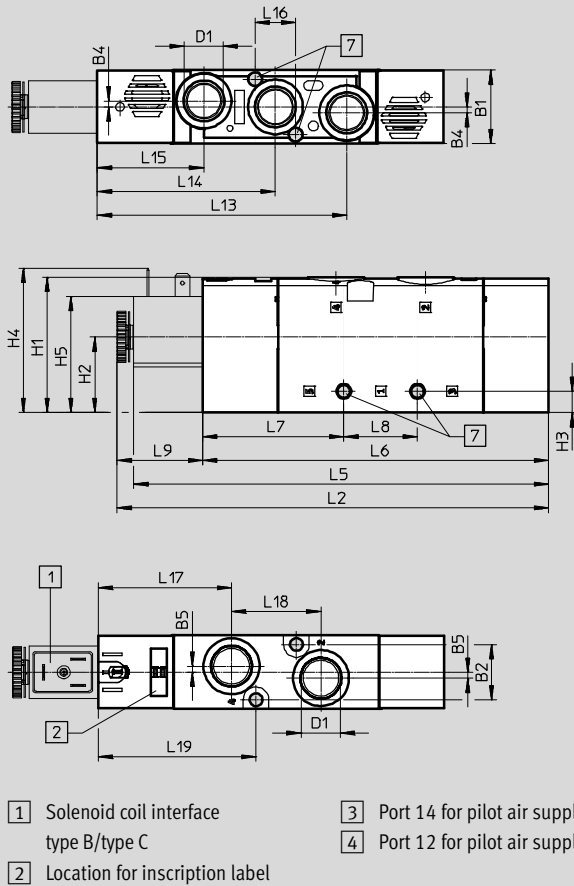


Dimensions

Download CAD data → www.festo.com

5/2-way single solenoid valves, with solenoid coil

5/2-way single solenoid valves, without solenoid coil



Type	B1	B2	B3	B4	B5	D1	D2	D3	D4	D5 ∅	H1	H2	H3	H4	H5
VUVS-L30-M52-...D-G38-...	31	23.3	–	2.5	2.5	G3/8	–	–	M5	8	57	31.8	9	63.7	51.6
VUVS-L30-M52-...ZD-G38-...			4.6				G1/8	G1/8							

Type	L2	L4	L5	L6	L7	L8	L9	L10	L11	L12	L13	L14	L15	L16	L17	L18	L19
VUVS-L30-M52-...D-G38-...	180.7	178.6	179.6	145.3	59.3	31	35.4	–	33.3	–	104.8	74.8	44.8	17	56	37.6	66.3
VUVS-L30-M52-...ZD-G38-...								128.8		20.8							

Solenoid valves VUVS-L, size 30

Technical data

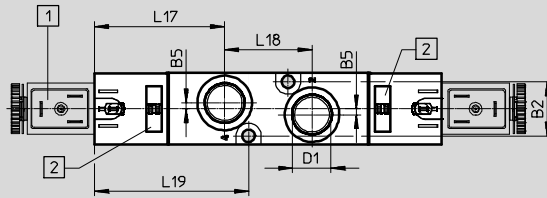
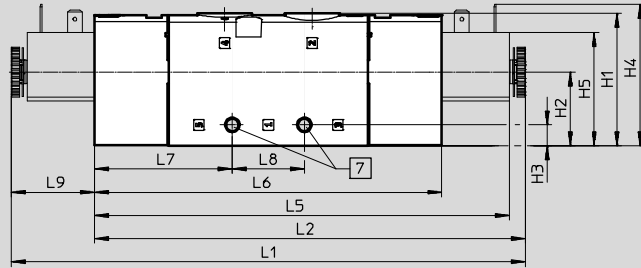
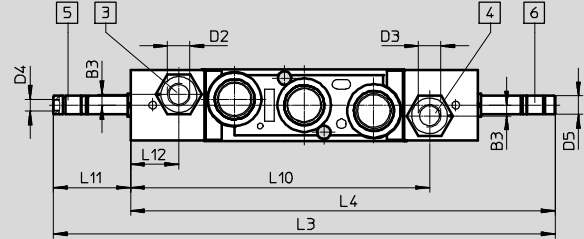
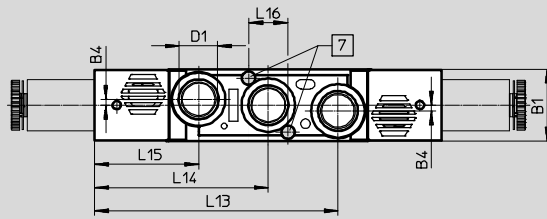
FESTO

Dimensions

Download CAD data → www.festo.com

5/3-way valves and 5/2-way double solenoid valves, with solenoid coil

5/3-way valves and 5/2-way double solenoid valves, without solenoid coil



- 1 Solenoid coil interface type B/type C
- 2 Location for inscription label
- 3 Port 14 for pilot air supply
- 4 Port 12 for pilot air supply
- 5 Port 84 for pilot exhaust air
- 6 Port 82 for pilot exhaust air
- 7 For screw M5

Type	B1	B2	B3	B4	B5	D1	D2	D3	D4	D5	H1	H2	H3	H4	H5
VUVS-L30-P53...-MD-G38-...	31	23.3	-	2.5	2.5	G $\frac{3}{8}$	-	-	M5	8	57	31.8	9	63.7	51.6
VUVS-L30-P53...-MZD-G38-...			4.6				G $\frac{1}{8}$	G $\frac{1}{8}$							
VUVS-L30-B52-D-G38-...			-				-	-							
VUVS-L30-B52-ZD-G38-...			4.6				G $\frac{1}{8}$	G $\frac{1}{8}$							

Type	L1	L2	L3	L4	L5	L6	L7	L8	L9	L10	L11
VUVS-L30-P53...-MD-G38-...	220.3	185	216.2	182.9	179.6	149.6	59.3	31	35.4	-	33.3
VUVS-L30-P53...-MZD-G38-...										128.8	
VUVS-L30-B52-D-G38-...										-	
VUVS-L30-B52-ZD-G38-...										128.8	

Type	L12	L13	L14	L15	L16	L17	L18	L19
VUVS-L30-P53...-MD-G38-...	-	104.8	74.8	44.8	17	56	37.6	66.3
VUVS-L30-P53...-MZD-G38-...	20.8							
VUVS-L30-B52-D-G38-...	-							
VUVS-L30-B52-ZD-G38-...	20.8							

Solenoid valves VUVS-L, size 30

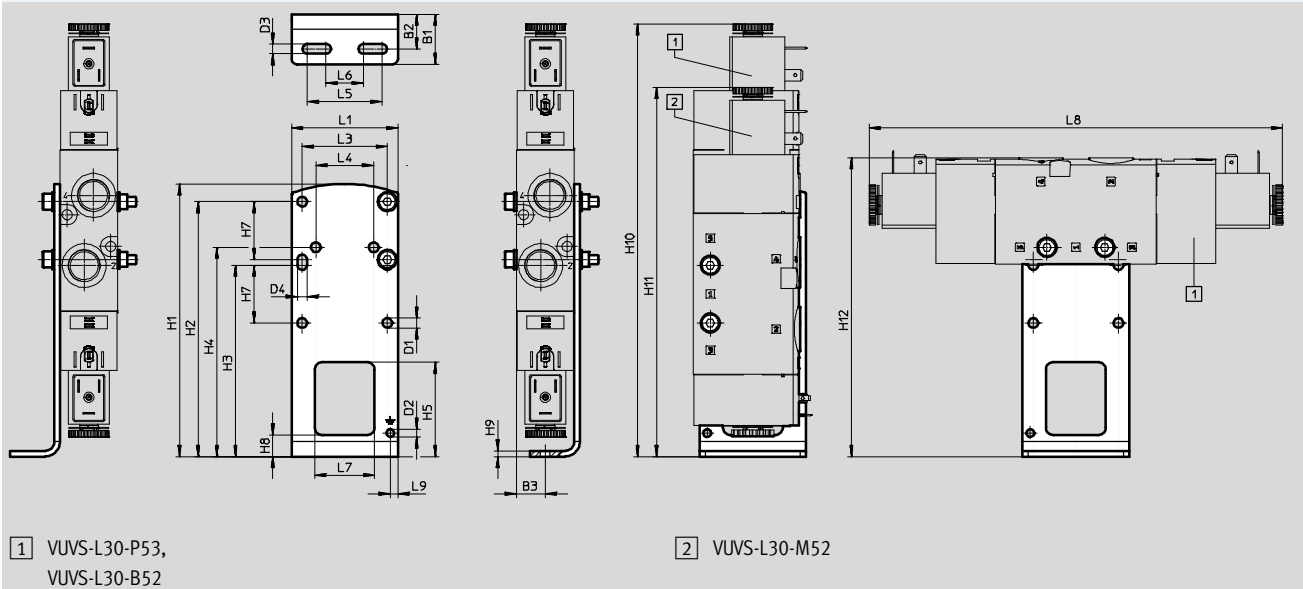
Accessories



Dimensions

Download CAD data → www.festo.com

Foot mounting



Type		B1	B2	B3	D1 Ø	D2 Ø	D3 Ø	D4 Ø	H1	H2	H3	H4	H5
VAME-B10-30-A	VUVS-L30-B52/P53	26.8	18.5	15.5	5.2	4.2	5.2	5.2	146	136.5	102.5	112	50.5
	VUVS-L30-M52												
	VUVS-L30-M32												

Type		H6	H7	H8	H9	H10	H11	H12
VAME-B10-30-A	VUVS-L30-B52/P53	-	31	11.5	3	231.2	-	160
	VUVS-L30-M52							
	VUVS-L30-M32							

Type		L1	L2	L3	L4	L5	L6	L7	L8	L9
VAME-B10-30-A	VUVS-L30-B52/P53	57	-	45.6	31	40	20	32	220.3	4.1
	VUVS-L30-M52									
	VUVS-L30-M32									

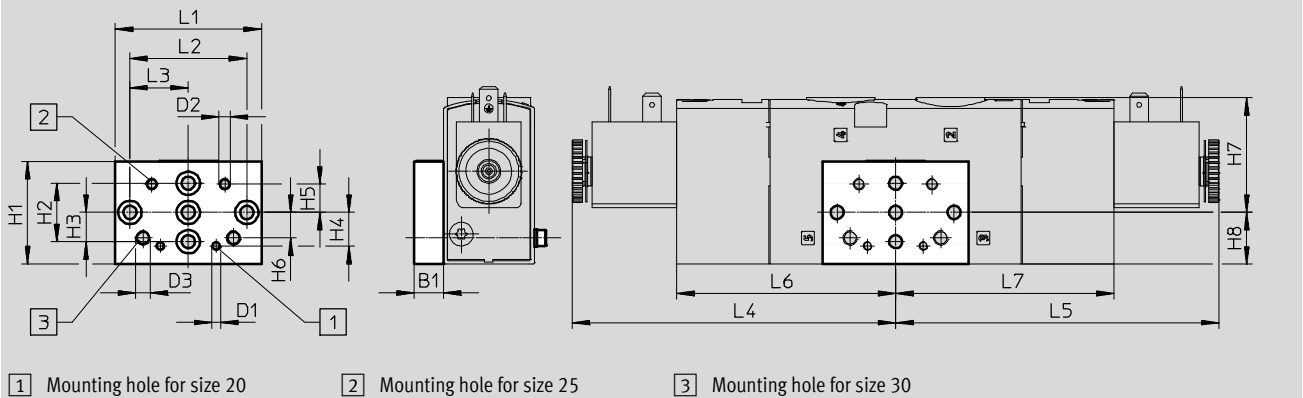
Solenoid valves VUVS-L, size 30

Accessories

Dimensions

Download CAD data → www.festo.com

Wall mounting



Type		B1	D1	D2	D3	H1	H2	H3	H4	H5	H6
VAME-B10-20-W	VUVS-L30-B52/P53	10	M3	M4	M5	35	20	10	11.5	9.7	8.7
	VUVS-L30-M52										
	VUVS-L30-M32										

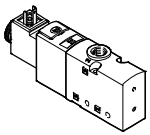
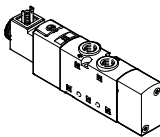
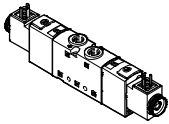
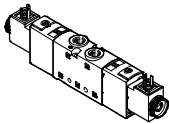
Type		H7	H8	L1	L2	L3	L4	L5	L6	L7
VAME-B10-20-W	VUVS-L30-B52/P53	39.3	17.7	50	40	20	110.2	110.2	74.8	74.8
	VUVS-L30-M52						-		70.5	
	VUVS-L30-M32						-		34.7	

Solenoid valves VUVS-L, size 30

FESTO

Accessories

★ Core product range


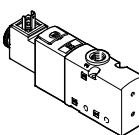
Ordering data				
	Code	Valve function	Part No.	Type
3/2-way valve with solenoid coil (24 V DC)				
	Single solenoid, normally closed, type C			
	M32C-A	Pneumatic spring return, internal pilot air supply, direction of flow not reversible	★ 575568	VUVS-L30-M32C-AD-G38-F8-1C1
	M32C-M	Mechanical spring return, internal pilot air supply, direction of flow not reversible	★ 575570	VUVS-L30-M32C-MD-G38-F8-1C1
5/2-way valve with solenoid coil (24 V DC)				
	Single solenoid, type C			
	M52-A	Pneumatic spring return, internal pilot air supply, direction of flow not reversible	★ 575596	VUVS-L30-M52-AD-G38-F8-1C1
	M52-M	Mechanical spring return, internal pilot air supply, direction of flow not reversible	★ 575604	VUVS-L30-M52-MD-G38-F8-1C1
	Double solenoid, type C			
	B52	Internal pilot air supply, direction of flow not reversible	★ 575611	VUVS-L30-B52-D-G38-F8-1C1
5/3-way valve with solenoid coil (24 V DC)				
	Mid-position closed, type C			
	P53C	Mechanical spring return, internal pilot air supply, direction of flow not reversible	★ 575618	VUVS-L30-P53C-MD-G38-F8-1C1

Festo core product range

- ★ Ready for dispatch from the Festo factory in 24 hours
- ☆ Ready for dispatch in 5 days maximum from stock


Solenoid valves VUVS-L, size 30

Accessories

Ordering data			
	Code	Valve function	Part No. Type
3/2-way valve without solenoid coil			
	Single solenoid, normally closed		
	M32C-A	Pneumatic spring return, internal pilot air supply, direction of flow not reversible	575564 VUVS-L30-M32C-AD-G38-F8
		Pneumatic spring return, external pilot air supply, direction of flow reversible	575565 VUVS-L30-M32C-AZD-G38-F8
	M32C-M	Mechanical spring return, internal pilot air supply, direction of flow not reversible	575566 VUVS-L30-M32C-MD-G38-F8
		Mechanical spring return, external pilot air supply, direction of flow reversible	575567 VUVS-L30-M32C-MZD-G38-F8
	Single solenoid, normally open		
	M32U-A	Pneumatic spring return, internal pilot air supply, direction of flow not reversible	575579 VUVS-L30-M32U-AD-G38-F8
		Pneumatic spring return, external pilot air supply, direction of flow reversible	575580 VUVS-L30-M32U-AZD-G38-F8
M32U-M	Mechanical spring return, internal pilot air supply, direction of flow not reversible	575581 VUVS-L30-M32U-MD-G38-F8	
	Mechanical spring return, external pilot air supply, direction of flow reversible	575582 VUVS-L30-M32U-MZD-G38-F8	
3/2-way valve with solenoid coil (24 V DC)			
	Single solenoid, normally closed, type C		
	M32C-A	Pneumatic spring return, external pilot air supply, direction of flow reversible	575569 VUVS-L30-M32C-AZD-G38-F8-1C1
	M32C-M	Mechanical spring return, external pilot air supply, direction of flow reversible	575571 VUVS-L30-M32C-MZD-G38-F8-1C1
	Single solenoid, normally closed, type B		
	M32C-A	Pneumatic spring return, internal pilot air supply, direction of flow not reversible	575572 VUVS-L30-M32C-AD-G38-F8-1B2
		Pneumatic spring return, external pilot air supply, direction of flow reversible	575573 VUVS-L30-M32C-AZD-G38-F8-1B2
	M32C-M	Mechanical spring return, internal pilot air supply, direction of flow not reversible	575574 VUVS-L30-M32C-MD-G38-F8-1B2
		Mechanical spring return, external pilot air supply, direction of flow reversible	575575 VUVS-L30-M32C-MZD-G38-F8-1B2

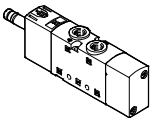

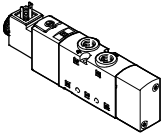
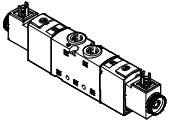
Solenoid valves VUVS-L, size 30

Accessories

Ordering data				
	Code	Valve function	Part No.	Type
3/2-way valve with solenoid coil (24 V DC)				
	Single solenoid, normally open, type C			
	M32U-A	Pneumatic spring return, internal pilot air supply, direction of flow not reversible	575583	VUVS-L30-M32U-AD-G38-F8-1C1
	M32U-A	Pneumatic spring return, external pilot air supply, direction of flow reversible	575584	VUVS-L30-M32U-AZD-G38-F8-1C1
	M32U-M	Mechanical spring return, internal pilot air supply, direction of flow not reversible	575585	VUVS-L30-M32U-MD-G38-F8-1C1
	M32U-M	Mechanical spring return, external pilot air supply, direction of flow reversible	575586	VUVS-L30-M32U-MZD-G38-F8-1C1
	Single solenoid, normally open, type B			
	M32U-A	Pneumatic spring return, internal pilot air supply, direction of flow not reversible	575587	VUVS-L30-M32U-AD-G38-F8-1B2
		Pneumatic spring return, external pilot air supply, direction of flow reversible	575588	VUVS-L30-M32U-AZD-G38-F8-1B2
	M32U-M	Mechanical spring return, internal pilot air supply, direction of flow not reversible	575589	VUVS-L30-M32U-MD-G38-F8-1B2
		Mechanical spring return, external pilot air supply, direction of flow reversible	575590	VUVS-L30-M32U-MZD-G38-F8-1B2

Solenoid valves VUVS-L, size 30

Accessories

Ordering data				
	Code	Valve function	Part No. Type	
5/2-way valve without solenoid coil				
	Single solenoid			
	M52-A	Pneumatic spring return, internal pilot air supply, direction of flow not reversible	575594 VUVS-L30-M52-AD-G38-F8	
		Pneumatic spring return, external pilot air supply, direction of flow reversible	575595 VUVS-L30-M52-AZD-G38-F8	
	M52-M	Mechanical spring return, internal pilot air supply, direction of flow not reversible	575602 VUVS-L30-M52-MD-G38-F8	
		Mechanical spring return, external pilot air supply, direction of flow reversible	575603 VUVS-L30-M52-MZD-G38-F8	
		Double solenoid		
B52		Internal pilot air supply, direction of flow not reversible	575609 VUVS-L30-B52-D-G38-F8	
		external pilot air supply, direction of flow reversible	575610 VUVS-L30-B52-ZD-G38-F8	
5/2-way valve with solenoid coil (24 V DC)				
	Single solenoid, type C			
	M52-A	Pneumatic spring return, external pilot air supply, direction of flow reversible	575597 VUVS-L30-M52-AZD-G38-F8-1C1	
	M52-M	Mechanical spring return, external pilot air supply, direction of flow reversible	575605 VUVS-L30-M52-MZD-G38-F8-1C1	
	Single solenoid, type B			
	M52-A	Pneumatic spring return, internal pilot air supply, direction of flow not reversible	575598 VUVS-L30-M52-AD-G38-F8-1B2	
		Pneumatic spring return, external pilot air supply, direction of flow reversible	575599 VUVS-L30-M52-AZD-G38-F8-1B2	
	M52-M	Mechanical spring return, internal pilot air supply, direction of flow not reversible	575606 VUVS-L30-M52-MD-G38-F8-1B2	
		Mechanical spring return, external pilot air supply, direction of flow reversible	575607 VUVS-L30-M52-MZD-G38-F8-1B2	
		Double solenoid, type C		
		B52	External pilot air supply, direction of flow reversible	575612 VUVS-L30-B52-ZD-G38-F8-1C1
Double solenoid, type B				
B52		Internal pilot air supply, direction of flow not reversible	575613 VUVS-L30-B52-D-G38-F8-1B2	
	External pilot air supply, direction of flow reversible	575614 VUVS-L30-B52-ZD-G38-F8-1B2		

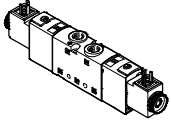
Solenoid valves VUVS-L, size 30

Accessories

Ordering data				
	Code	Valve function	Part No.	Type
5/3-way valve without solenoid coil				
	Mid-position closed			
	P53C	Mechanical spring return, internal pilot air supply, direction of flow not reversible	575616	VUVS-L30-P53C-MD-G38-F8
		Mechanical spring return, external pilot air supply, direction of flow reversible	575617	VUVS-L30-P53C-MZD-G38-F8
	Mid-position exhausted			
	P53E	Mechanical spring return, internal pilot air supply, direction of flow not reversible	575630	VUVS-L30-P53E-MD-G38-F8
		Mechanical spring return, external pilot air supply, direction of flow reversible	575631	VUVS-L30-P53E-MZD-G38-F8
	Mid-position pressurised			
	P53U	Mechanical spring return, internal pilot air supply, direction of flow not reversible	575623	VUVS-L30-P53U-MD-G38-F8
	Mechanical spring return, external pilot air supply, direction of flow reversible	575624	VUVS-L30-P53U-MZD-G38-F8	

Solenoid valves VUVS-L, size 30




Accessories

Ordering data			
	Code	Valve function	Part No. Type
5/3-way valve with solenoid coil (24 V DC)			
	Mid-position closed, type C		
	P53C	Mechanical spring return, external pilot air supply, direction of flow reversible	575619 VUVS-L30-P53C-MZD-G38-F8-1C1
	Mid-position exhausted, type C		
	P53E	Mechanical spring return, internal pilot air supply, direction of flow not reversible	575632 VUVS-L30-P53E-MD-G38-F8-1C1
		Mechanical spring return, external pilot air supply, direction of flow reversible	575633 VUVS-L30-P53E-MZD-G38-F8-1C1
	Mid-position pressurised, type C		
	P53U	Mechanical spring return, internal pilot air supply, direction of flow not reversible	575625 VUVS-L30-P53U-MD-G38-F8-1C1
		Mechanical spring return, external pilot air supply, direction of flow reversible	575626 VUVS-L30-P53U-MZD-G38-F8-1C1
	Mid-position closed, type B		
	P53C	Mechanical spring return, internal pilot air supply, direction of flow not reversible	575620 VUVS-L30-P53C-MD-G38-F8-1B2
		Mechanical spring return, external pilot air supply, direction of flow reversible	575621 VUVS-L30-P53C-MZD-G38-F8-1B2
	Mid-position exhausted, type B		
	P53E	Mechanical spring return, internal pilot air supply, direction of flow not reversible	575634 VUVS-L30-P53E-MD-G38-F8-1B2
		Mechanical spring return, external pilot air supply, direction of flow reversible	575635 VUVS-L30-P53E-MZD-G38-F8-1B2
	Mid-position pressurised, type B		
	P53U	Mechanical spring return, internal pilot air supply, direction of flow not reversible	575627 VUVS-L30-P53U-MD-G38-F8-1B2
		Mechanical spring return, external pilot air supply, direction of flow reversible	575628 VUVS-L30-P53U-MZD-G38-F8-1B2

Solenoid valves VUVS-L, size 30

Accessories


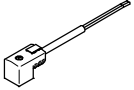

FESTO

Ordering data				
	Description		Part No.	Type
Solenoid coils for valves				
	Plug pattern type C, to DIN EN 175301-803	12 V DC	8030810	VACF-B-C1-5
		24 V DC	8030811	VACF-B-C1-1
		48 V DC	8030812	VACF-B-C1-7
		24 V AC/50-60 Hz	8030813	VACF-B-C1-1A
		48 V AC	8030814	VACF-B-C1-7A
		110/120 V AC/50-60 Hz	8030815	VACF-B-C1-16B
		230/240 V AC/50-60 Hz	8030817	VACF-B-C1-3W
	Plug pattern type B, industry standard	12 V DC	8030801	VACF-B-B2-5
		24 V DC	8030802	VACF-B-B2-1
		48 V DC	8030803	VACF-B-B2-7
		24 V AC/50-60 Hz	8030804	VACF-B-B2-1A
		48 V AC/50-60 Hz	8030805	VACF-B-B2-7A
		110/120 V AC/50-60 Hz	8030806	VACF-B-B2-16B
		230/240 V AC/50-60 Hz	8030808	VACF-B-B2-3W
Seal set				
	For solenoid valves in order to guarantee protection class IP67		8034609	VAMC-B10-B-B-S8
Cover cap				
	For manual override, non-detenting or covered		8028240	VAMC-B10-20-CH2

Solenoid valves VUVS-L, size 30

Accessories

FESTO

Ordering data							
Description				Part No.	Type		
Plug socket							
	Plug pattern type C, to DIN EN 175301-803						
	3-pin, screw terminal	Cable fitting M12	0 ... 250 V AC/DC	IP65	539712	MSSD-EB-M12	
		Cable fitting Pg7			★ 151687	MSSD-EB	
	4-pin, insulation displacement connector	Cable fitting M14	0 ... 250 V AC/DC	IP67	192745	MSSD-EB-S-M14	
		Cable fitting M12			188024	MSSD-EB-M12-MONO	
	3-pin, straight plug connector, M12, 2-pin						
	Plug pattern type B, industry standard						
	3-pin, screw terminal	Cable fitting M16	0 ... 250 V AC/DC	IP65	539710	MSSD-F-M16	
		Cable fitting Pg9			★ 34431	MSSD-F	
	3-pin, insulation displacement connector	–	0 ... 250 V AC/DC	IP67	192746	MSSD-F-S-M16	
Plug socket with cable							
	Plug pattern type C, to DIN EN 175301-803						
	Angled socket, 3-pin Cable, open end, 3-wire	24 V DC	LED	2.5 m	★ 151688	KMEB-1-24-2,5-LED	
					5 m	151689	KMEB-1-24-5-LED
					10 m	193457	KMEB-1-24-10-LED
		230 V AC	–	2.5 m	151690	KMEB-1-230AC-2,5	
					5 m	151691	KMEB-1-230AC-5
					Plug pattern type B, industry standard		
	Angled socket, 3-pin Cable, open end, 3-wire	24 V DC	LED	2.5 m	★ 30935	KMF-1-24DC-2.5-LED	
					5 m	30937	KMF-1-24DC-5-LED
					10 m	193458	KMF-1-24-10-LED
230 V AC		–	2.5 m	30936	KMF-1-230AC-2.5		
				5 m	30938	KMF-1-230AC-5	
				Illuminating seal			
	Plug pattern type C, to DIN EN 175301-803		24 V DC	151717	MEB-LD-12-24DC		
			230 V AC	151718	MEB-LD-230AC		
	Plug pattern type B, industry standard		24 V DC	19143	MF-LD-12-24DC		
			230 V AC	19144	MF-LD-230AC		




Festo core product range

- ★ Ready for dispatch from the Festo factory in 24 hours
- ☆ Ready for dispatch in 5 days maximum from stock

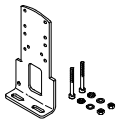
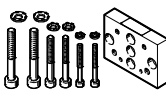
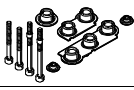

Solenoid valves VUVS-L, size 30

Accessories

FESTO

Ordering data					
	Description		Part No.	Type	PU ¹⁾
Push-in fitting with internal hex					
	Connecting thread G1/8 for tubing O.D.	4 mm	★ 186106	QS-G1/8-4-I	10
	Connecting thread G3/8 for tubing O.D.	6 mm	★ 186111	QS-G3/8-8-I	10
		8 mm	★ 186113	QS-G3/8-10-I	10
		10 mm	★ 186114	QS-G3/8-12-I	10
Angled push-in fitting with external hex					
	Connecting thread G3/8 for tubing O.D.	6 mm	★ 186121	QSL-G3/8-8	10
			★ 186123	QSL-G3/8-10	10
	8 mm	★ 186124	QSL-G3/8-12	10	
		132055	QSL-G3/8-8-50	50	
		132056	QSL-G3/8-10-20	20	
10 mm	132057	QSL-G3/8-12-20	20		
	Angled push-in fitting, long, with external hex				
	Connecting thread G3/8 for tubing O.D.	8 mm	186132	QSL-G3/8-8	10
		10 mm	186134	QSL-G3/8-10	10
		12 mm	186135	QSL-G3/8-12	10

1) Packaging unit

Ordering data					
	Description	Weight [g]	Part No.	Type	
Foot mounting					
	With screw set for attaching the valve to the foot mounting	239	8026337	VAME-B10-30-A	
Wall mounting					
	With screw set for attaching the valve to the wall mounting	53	576413	VAME-B10-20-W	
Spare parts selection					
	Set comprising seals and screws	22	8035637	VAME-B10-30-MK	
Inscription label					
	40 pieces in frame	-	565306	ASLR-C-E4	

Festo core product range

- ★ Ready for dispatch from the Festo factory in 24 hours
- ☆ Ready for dispatch in 5 days maximum from stock

Solenoid valves VUVS/valve manifold VTUS

Order code – Manifold block


VABM	-	B10	-		-
Manifold assembly parts					
Manifold block		VABM			
Valve series					
VUVS		B10			
Valve width					
21 mm				20	
26.5 mm				25	
31 mm				30	
Version					
Common supply manifold					-
Compact manifold block					S
Standard manifold block					E
Extension module for standard manifold block					EEE

	-		-		-	
Assembly						
E						Common supply manifold for mounting on one side
-						Standard mounting
Port for valve function						
-						Manifold block for 5/2- and 5/3-way valves
P3						Manifold block for 3/2-way valves
P53						Common supply manifold
Number of valve positions						
2 ... 10						2 to 10
Pneumatic connections 1, 3, 5						
G38						G3/8
G14						G1/4
G12						G1/2
G34						G3/4

Solenoid valves VUVS/valve manifold VTUS

FESTO

Technical data – Manifold block, size 20

 Flow rate
Up to 700 l/min



General technical data								
For valve function	Manifold block standard		Extension module for standard manifold block		Manifold block compact		Common supply manifold	
	3/2	5/2, 5/3	3/2	5/2, 5/3	3/2	5/2, 5/3	on both sides	on one side
Grid dimension [mm]	22							
Type of mounting	With through-hole						With mounting bracket	
Max. number of valve positions	10	10	2	2	10		10	4
Port 1	G3/8	G3/8	G3/8	G3/8	G1/4	G1/4	G3/8	G3/8
Port 3	G3/8	G3/8	G3/8	G3/8	G1/4	G1/4	–	–
Port 5	–	G3/8	–	G3/8	–	G1/4	–	–
Port 12	G1/8	G1/8	G1/8	G1/8	–	–	–	–
Port 14	–	G1/8	–	G1/8	–	–	–	–
Corrosion resistance ¹⁾	2							

1) Corrosion resistance class CRC 2 to Festo standard FN 940070
Moderate corrosion stress. Indoor applications in which condensation may occur. External visible parts with primarily decorative requirements for the surface and which are in direct contact with the ambient atmosphere typical for industrial applications.

Weight [g]									
Valve positions	2	3	4	5	6	7	8	9	10
Manifold block for 3/2-way valves, standard									
VABM-B10-20E-G38-...-P3	449	574	699	825	950	1075	1200	1326	1451
Manifold block, extension module for 3/2-way valves, standard									
VABM-B10-20EEE-G38-2-P3	324	–	–	–	–	–	–	–	–
Manifold block for 5/2- and 5/3-way valves, standard									
VABM-B10-20E-G38-...	680	866	1053	1239	1425	1612	1798	1985	2171
Manifold block, extension module for 5/2- and 5/3-way valves, standard									
VABM-B10-20EEE-G38-2	492	–	–	–	–	–	–	–	–
Manifold block for 3/2-way valves, compact									
VABM-B10-20S-G14-...-P3	280	360	441	521	601	681	762	842	922
Manifold block for 5/2- and 5/3-way valves, compact									
VABM-B10-20S-G14-...	344	439	535	630	726	821	917	1012	1108
Common supply manifold for mounting on both sides									
VABM-B10-20-G38-...-P53	226	268	310	352	395	437	479	521	563
Common supply manifold for mounting on one side									
VABM-B10-20-G38-2-P53-E	240	282	324	–	–	–	–	–	–

Solenoid valves VUVS/valve manifold VTUS

Technical data – Manifold block, size 20

Information on materials	
Materials	Wrought aluminium alloy
Note on materials	RoHS compliant

Dimensions Download CAD data → www.festo.com

Manifold block for 3/2-way valves, standard

1 Ports 1 and 3: G3/8
 3 Port 12: G1/8
 4 Thread M5x15.5 for extension module
 6 Profile slot IPM-05 system 5

Type	B4	B5	B6	B7	B8	B9	B11	B14	B15	B16	B22
VABM-B10-20E-G38-...-P3	75.5	53	66.5	63	50	24	12.5	11.5	25	5.5	31.5

Type	D1 Ø	D2	D4	H3	H4	H5	H6	H7	H9	L3	L4	L5	L9	T1
VABM-B10-20E-G38-...-P3	4.5	M4x6.5	M5	37	23.5	8.5	18	5	32	6	25	22	9.5	15.5

Valve positions	2	3	4	5	6	7	8	9	10
L1	72	94	116	138	160	182	204	226	248
L2	60	82	104	126	148	170	192	214	236

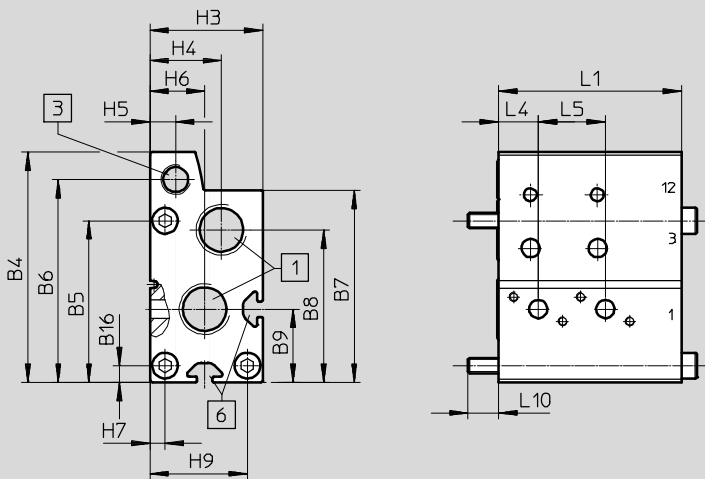
Solenoid valves VUVS/valve manifold VTUS

Technical data – Manifold block, size 20

Dimensions

Download CAD data → www.festo.com

Manifold block, extension module for 3/2-way valves, standard



1 Ports 1 and 3: G3/8

3 Port 12: G1/8

6 Profile slot IPM-05 system 5

Type	B4	B7	B6	B7	B8	B9	B16	H3
VABM-B10-20EEE-G38-2-P3	75.5	53	66.5	63	50	24	5.5	37

Type	H4	H5	H6	H7	H9	L1	L4	L5	L10
VABM-B10-20EEE-G38-2-P3	23.5	8.5	18	5	32	60	25	22	10

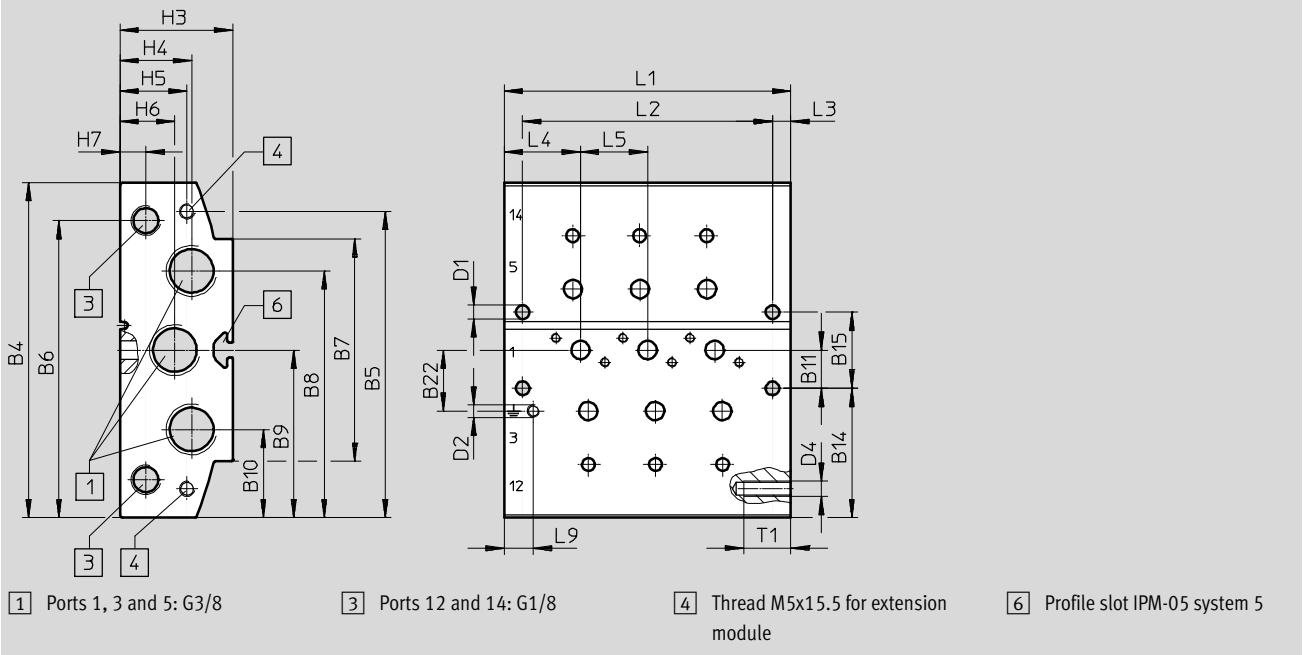
Solenoid valves VUVS/valve manifold VTUS

Technical data – Manifold block, size 20

Dimensions

Download CAD data → www.festo.com

Manifold block for 5/2- and 5/3-way valves, standard



Type	B4	B5	B6	B7	B8	B9	B10	B11	B14	B15	B22
VABM-B10-20E-G38-...	110	100.5	97.5	73	81	55	29	12.5	42.5	25	20

Type	D1 Ø	D2	D4	H3	H4	H5	H6	H7	L3	L4	L5	L9	T1
VABM-B10-20E-G38-...	4.5	M4x6.5	M5	37	23.5	22	18	8.5	6	25	22	9.5	15.5

Valve positions	2	3	4	5	6	7	8	9	10
L1	72	94	116	138	160	182	204	226	248
L2	60	82	104	126	148	170	192	214	236

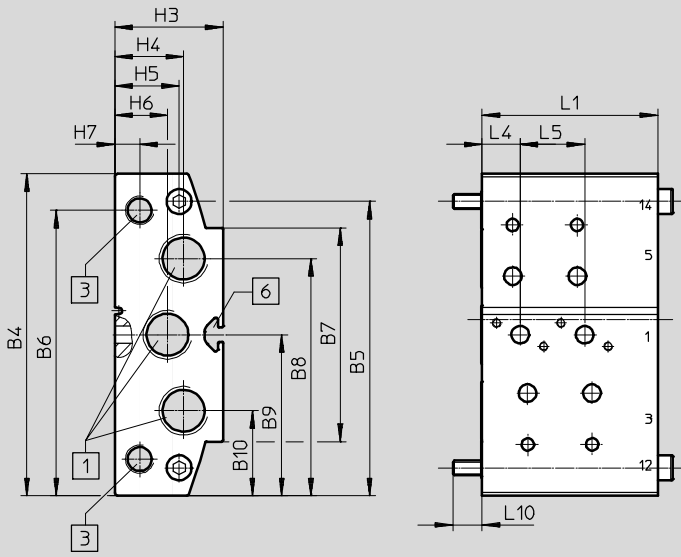
Solenoid valves VUVS/valve manifold VTUS

Technical data – Manifold block, size 20

Dimensions

Download CAD data → www.festo.com

Manifold block, extension module for 5/2- and 5/3-way valves, standard



- 1 Ports 1, 3 and 5: G3/8
- 3 Ports 12 and 14: G1/8
- 6 Profile slot IPM-05 system 5

Type	B4	B5	B6	B7	B8	B9	B10	H3
VABM-B10-20EEEE-G38-2	110	100.5	97.5	73	81	55	29	37

Type	H4	H5	H6	H7	L1	L4	L5	L10
VABM-B10-20EEEE-G38-2	23.5	22	18	8.5	60	13	22	10

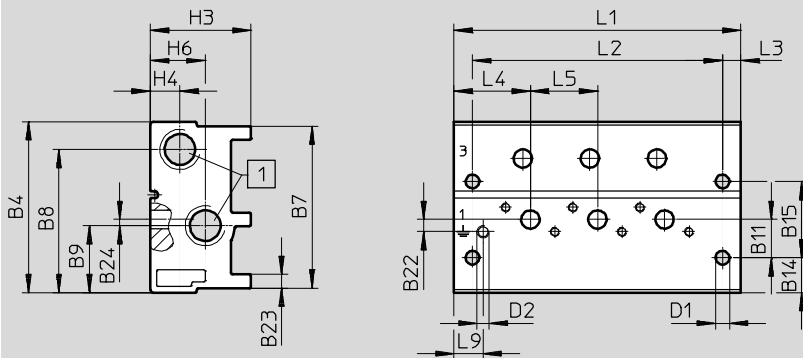
Solenoid valves VUVS/valve manifold VTUS

Technical data – Manifold block, size 20

Dimensions

Download CAD data → www.festo.com

Manifold block for 3/2-way valves, compact



1 Ports 1 and 3: G1/4

Type	B4	B7	B8	B9	B11	B14	B15	B22	B23	B24
VABM-B10-20S-G14-...-P3	56.1	53.1	47	22	12.5	11.5	25	4	4.5	2

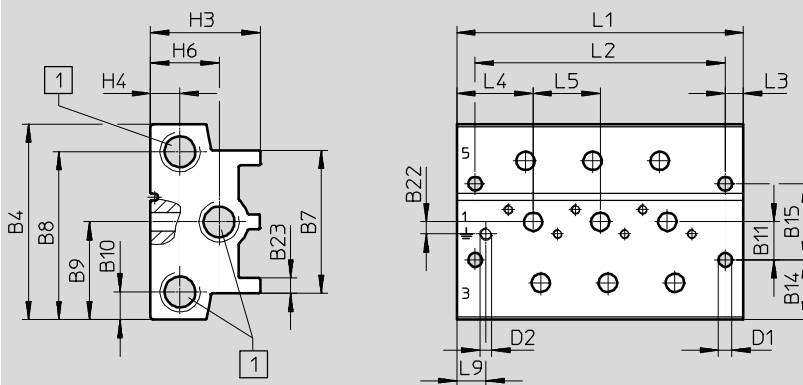
Type	D1 Ø	D2	H3	H4	H6	L3	L4	L5	L9
VABM-B10-20S-G14-...-P3	4.5	M4x6.5	33	9.7	18	6	25	22	9.5

Valve positions	2	3	4	5	6	7	8	9	10
L1	72	94	116	138	160	182	204	226	248
L2	60	82	104	126	148	170	192	214	236

Dimensions

Download CAD data → www.festo.com

Manifold block for 5/2- and 5/3-way valves, compact



1 Ports 1, 3 and 5: G1/4

Type	B4	B7	B8	B9	B10	B11	B14	B15	B22	B23
VABM-B10-20S-G14-...	64.2	47	55.1	32.1	9.1	12.5	19.6	25	4	5

Type	D1 Ø	D2	H3	H4	H6	L3	L4	L5	L9
VABM-B10-20S-G14-...	4.5	M4x6.5	36	9.7	22.5	6	25	22	9.5

Valve positions	2	3	4	5	6	7	8	9	10
L1	72	94	116	138	160	182	204	226	248
L2	60	82	104	126	148	170	192	214	236

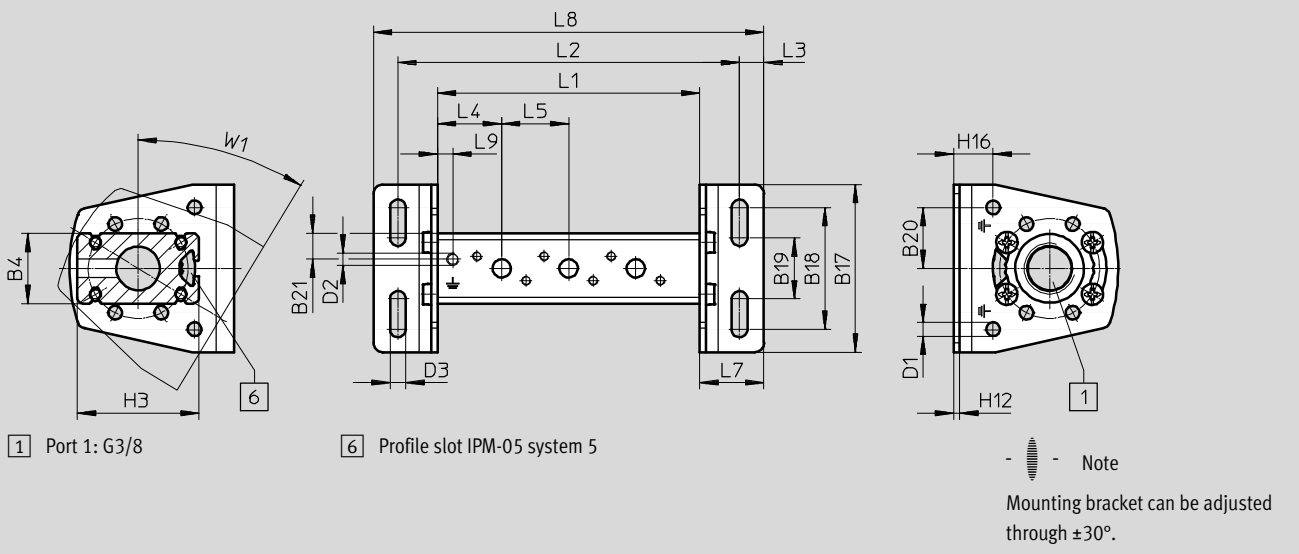
Solenoid valves VUVS/valve manifold VTUS

Technical data – Manifold block, size 20

Dimensions

Download CAD data → www.festo.com

Common supply manifold for mounting on both sides



Type	B4	B17	B18	B19	B20	B21	D1 \varnothing	D2	D3 \varnothing
VABM-B10-20-G38-...-P53	23	55	40	20	20	8.5	4.5	M4x6.5	5.2

Type	H3	H12	H16	L3	L4	L5	L7	L9	W1
VABM-B10-20-G38-...-P53	40	2	13	8	21	22	21	5	30°

Valve positions	2	3	4	5	6	7	8	9	10
L1	64	86	108	130	152	174	196	218	240
L2	90	112	134	156	178	200	222	244	266
L8	106	128	150	172	194	216	238	260	282

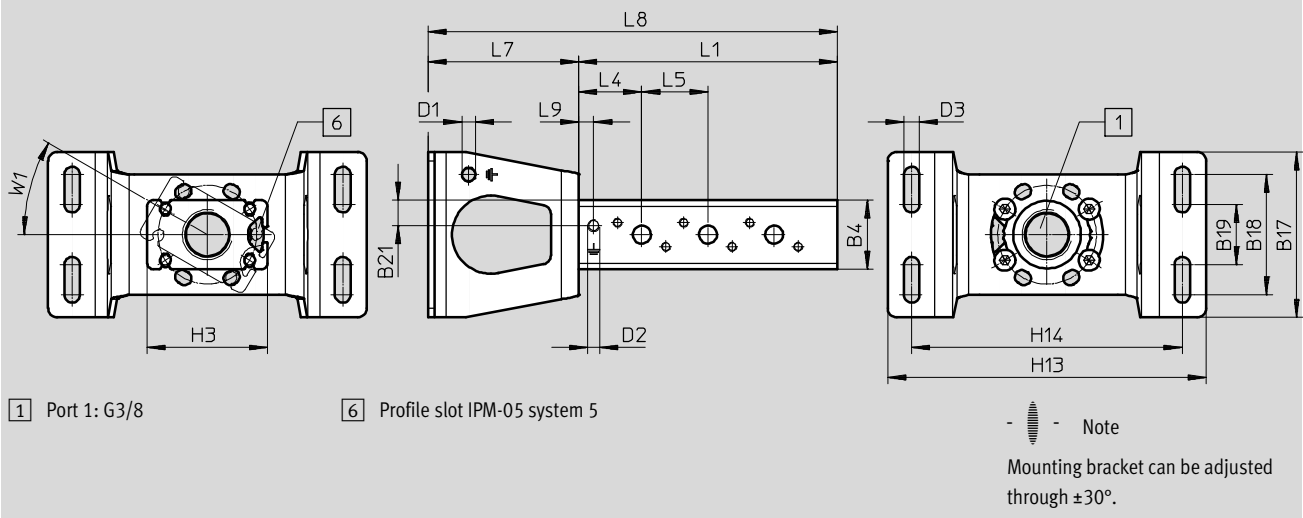
Solenoid valves VUVS/valve manifold VTUS

Technical data – Manifold block, size 20

Dimensions

Download CAD data → www.festo.com

Common supply manifold, mounting on one side



Type	B4	B17	B18	B19	B21	D1 Ø	D2	D3 Ø
VABM-B10-20-G38-2-P53-E	23	55	40	20	8.5	4.5	M4x6.5	5.2

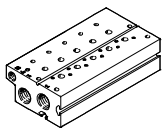

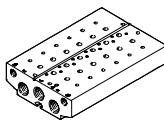


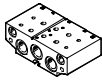
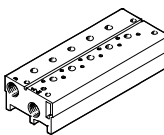

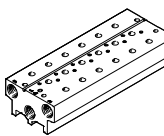

Type	H3	H13	H14	L4	L5	L7	L9	W1
VABM-B10-20-G38-2-P53-E	40	106	90	21	22	50	5	30°

Valve positions	2	3	4
L1	64	86	108
L8	114	136	158

Solenoid valves VUVS/valve manifold VTUS

Ordering data – Manifold block, size 20

FESTO

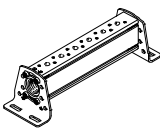
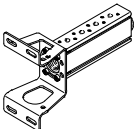
Ordering data – Manifold block				
	Description	Valve positions	Part No.	Type
Standard manifold block				
	For 3/2-way valves, incl. seals and screws for valve assembly -  - Note Blanking plugs for sealing the supply ports (1, 3 and 14) at one end are included in the scope of delivery.	2	576441	VABM-B10-20E-G38-2-P3
		3	576442	VABM-B10-20E-G38-3-P3
		4	576443	VABM-B10-20E-G38-4-P3
		5	576444	VABM-B10-20E-G38-5-P3
		6	576445	VABM-B10-20E-G38-6-P3
		7	576446	VABM-B10-20E-G38-7-P3
		8	576447	VABM-B10-20E-G38-8-P3
		9	576448	VABM-B10-20E-G38-9-P3
		10	576449	VABM-B10-20E-G38-10-P3
			For 5/2- and 5/3-way valves, incl. seals and screws for valve assembly -  - Note Blanking plugs for sealing the supply ports (1, 3, 5, 12 and 14) at one end are included in the scope of delivery.	2
3	576340			VABM-B10-20E-G38-3
4	576341			VABM-B10-20E-G38-4
5	576342			VABM-B10-20E-G38-5
6	576343			VABM-B10-20E-G38-6
7	576344			VABM-B10-20E-G38-7
8	576345			VABM-B10-20E-G38-8
9	576346			VABM-B10-20E-G38-9
10	576347			VABM-B10-20E-G38-10
Extension module for standard manifold block				
	For 3/2-way valves, incl. seals and screws for valve assembly	2	576490	VABM-B10-20EEE-G38-2-P3
	For 5/2- and 5/3-way valves, incl. seals and screws for valve assembly	2	576489	VABM-B10-20EEE-G38-2
Compact manifold block				
	For 3/2-way valves, incl. seals and screws for valve assembly -  - Note Blanking plugs for sealing the supply ports (1, 3 and 14) at one end are included in the scope of delivery.	2	★ 576465	VABM-B10-20S-G14-2-P3
		3	576466	VABM-B10-20S-G14-3-P3
		4	★ 576467	VABM-B10-20S-G14-4-P3
		5	576468	VABM-B10-20S-G14-5-P3
		6	★ 576469	VABM-B10-20S-G14-6-P3
		7	576470	VABM-B10-20S-G14-7-P3
		8	★ 576471	VABM-B10-20S-G14-8-P3
		9	576472	VABM-B10-20S-G14-9-P3
		10	★ 576473	VABM-B10-20S-G14-10-P3
			For 5/2- and 5/3-way valves, incl. seals and screws for valve assembly -  - Note Blanking plugs for sealing the supply ports (1, 3, 5, 12 and 14) at one end are included in the scope of delivery.	2
3	576418			VABM-B10-20S-G14-3
4	★ 576419			VABM-B10-20S-G14-4
5	576420			VABM-B10-20S-G14-5
6	★ 576421			VABM-B10-20S-G14-6
7	576422			VABM-B10-20S-G14-7
8	★ 576423			VABM-B10-20S-G14-8
9	576424			VABM-B10-20S-G14-9
10	★ 576425			VABM-B10-20S-G14-10

Festo core product range

- ★ Ready for dispatch from the Festo factory in 24 hours
- ☆ Ready for dispatch in 5 days maximum from stock

Solenoid valves VUVS/valve manifold VTUS

Ordering data – Manifold block, size 20

Ordering data				
	Description	Valve positions	Part No.	Type
Common supply manifold				
	For mounting on both sides, incl. seals and screws for valve assembly	2	★ 576363	VABM-B10-20-G38-2-P53
		3	576364	VABM-B10-20-G38-3-P53
		4	★ 576365	VABM-B10-20-G38-4-P53
		5	576366	VABM-B10-20-G38-5-P53
		6	★ 576367	VABM-B10-20-G38-6-P53
		7	576368	VABM-B10-20-G38-7-P53
		8	★ 576369	VABM-B10-20-G38-8-P53
		9	576370	VABM-B10-20-G38-9-P53
		10	★ 576371	VABM-B10-20-G38-10-P53
			For mounting on one side, incl. seals and screws for valve assembly	2
3	576415			VABM-B10-20-G38-3-P53-E
4	576416			VABM-B10-20-G38-4-P53-E



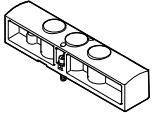
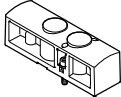

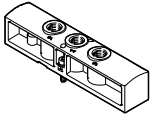
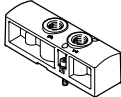

- Note

Blanking plug for sealing the supply port (1) at one end included in the scope of delivery.

Solenoid valves VUVS/valve manifold VTUS

FESTO

Ordering data – Manifold block, size 20

Ordering data				
	Description	Weight [g]	Part No.	Type
Blanking plate				
	For valve position on manifold block for 5/2-, 5/3-way valves	78	★ 576410	VABB-B10-20-E
	For valve position on manifold block for 3/2-way valves	56	★ 576411	VABB-B10-20-E-P3
	For valve position on common supply manifold	13	★ 576409	VABB-B10-20-A
Supply plate				
	For valve position on manifold block for 5/2-, 5/3-way valves	78	576492	VABF-B10-20-P1A4-G18
	For valve position on manifold block for 3/2-way valves	56	576493	VABF-B10-20-P1A4-G18-P3
Supply plate				
	For valve position on common supply manifold	13	576491	VABF-B10-20-P1-G18





Festo core product range

- ★ Ready for dispatch from the Festo factory in 24 hours
- ☆ Ready for dispatch in 5 days maximum from stock

Solenoid valves VUVS/valve manifold VTUS

FESTO

Ordering data – Manifold block, size 20

Ordering data					
	Description	Part No.	Type	PU ¹⁾	
Push-in fitting with external hex					
	Connecting thread M5 for tubing O.D.	12 mm	★ 186350	QS-G1/4-12	10
	Connecting thread G3/8 for tubing O.D.	16 mm	★ 186347	QS-G3/8-16	1
Push-in fitting with internal hex socket					
	Connecting thread M5 for tubing O.D.	4 mm	★ 153315	QSM-M5-4-I	10
	Connecting thread G1/8 for tubing O.D.	4 mm	★ 186106	QS-G1/8-4-I	10
			133008	QS-G1/8-4-I-100	100
		6 mm	★ 186107	QS-G1/8-6-I	10
			133009	QS-G1/8-6-I-100	100
		8 mm	★ 186109	QS-G1/8-8-I	10
			133010	QS-G1/8-8-I-100	100
	Connecting thread G1/4 for tubing O.D.	8 mm	★ 186110	QS-G1/4-8-I	10
		10 mm	★ 186112	QS-G1/4-10-I	10
	Connecting thread G3/8 for tubing O.D.	8 mm	★ 186111	QS-G3/8-8-I	10
		10 mm	★ 186113	QS-G3/8-10-I	10
		12 mm	★ 186114	QS-G3/8-12-I	10
Angled push-in fitting with external hex					
	Connecting thread G1/8 for tubing O.D.	4 mm	★ 186116	QSL-G1/8-4	10
			132048	QSL-G1/8-4-100	100
		6 mm	★ 186117	QSL-G1/8-6	10
			132049	QSL-G1/8-6-100	100
		8 mm	★ 186119	QSL-G1/8-8	10
			132050	QSL-G1/8-8-50	50
	Connecting thread G1/4 for tubing O.D.	8 mm	★ 186120	QSL-G1/4-8	10
			132052	QSL-G1/4-8-50	50
		10 mm	★ 186122	QSL-G1/4-10	10
			132053	QSL-G1/4-10-50	50
		12 mm	★ 186351	QSL-G1/4-12	10
			132054	QSL-G1/4-12-20	20
	Connecting thread G3/8 for tubing O.D.	8 mm	★ 186121	QSL-G3/8-8	10
			132055	QSL-G3/8-8-50	50
		10 mm	★ 186123	QSL-G3/8-10	10
			132056	QSL-G3/8-10-20	20
12 mm		★ 186124	QSL-G3/8-12	10	
		132057	QSL-G3/8-12-20	20	
16 mm	★ 186348	QSL-G3/8-16	1		
Angled push-in fitting, long, with external hex					
	Connecting thread G1/8 for tubing O.D.	4 mm	186127	QSL-L-G1/8-4	10
			133015	QSL-L-G1/8-4-100	100
		6 mm	186128	QSL-L-G1/8-6	10
			133016	QSL-L-G1/8-6-100	100
		8 mm	186130	QSL-L-G1/8-8	10
			133017	QSL-L-G1/8-8-100	100

1) Packaging unit





Festo core product range

- ★ Ready for dispatch from the Festo factory in 24 hours
- ☆ Ready for dispatch in 5 days maximum from stock

Solenoid valves VUVS/valve manifold VTUS

FESTO

Ordering data – Manifold block, size 20

Ordering data					
	Description		Part No.	Type	PU ¹⁾
Silencer					
	With connecting thread	G1/8	★ 2307	U-1/8	1
			534222	U-1/8-50	50
		G1/4	★ 2316	U-1/4	1
			534223	U-1/4-20	20
		G3/8	★ 6843	U-3/8-B	1
		Blanking plug			
	With connecting thread	G1/8	★ 3568	B-1/8	10
			534213	B-1/8-100	100
		G1/4	★ 3569	B-1/4	10
			534214	B-1/4-50	50
		G3/8	★ 3570	B-3/8	10
			534215	B-3/8-20	20
Separator					
	For creating pressure zones	G1/8	569995	VABD-8-B	1
		G1/4	569996	VABD-10-B	1
		G3/8	574483	VABD-14-B	1
H-rail mounting					
	For mounting the valve manifold on standard H-rail TH 35-7,5 or TH 35-15, to EN 60715		★ 569998	VAME-T-M4	2


1) Packaging unit

Festo core product range

- ★ Ready for dispatch from the Festo factory in 24 hours
- ☆ Ready for dispatch in 5 days maximum from stock

Solenoid valves VUVS/valve manifold VTUS

Technical data – Manifold block, size 25

 Flow rate
Up to 1300 l/min



General technical data								
Valve function	Manifold block standard		Extension module for standard manifold block		Manifold block compact		Common supply manifold	
	3/2	5/2, 5/3	3/2	5/2, 5/3	3/2	5/2, 5/3	on both sides	on one side
Grid dimension [mm]	27.5							
Type of mounting	With through-hole						With mounting bracket	
Max. number of valve positions	10	10	2	2	10		10	4
Port 1	G1/2	G1/2	G1/2	G1/2	G3/8	G3/8	G1/2	G1/2
Port 3	G1/2	G1/2	G1/2	G1/2	G3/8	G3/8	–	–
Port 5	–	G1/2	–	G1/2	–	G3/8	–	–
Port 12	G1/8	G1/8	G1/8	G1/8	–	–	–	–
Port 14	–	G1/8	–	G1/8	–	–	–	–
Corrosion resistance ¹⁾	2							

1) Corrosion resistance class CRC 2 to Festo standard FN 940070
Moderate corrosion stress. Indoor applications in which condensation may occur. External visible parts with primarily decorative requirements for the surface and which are in direct contact with the ambient atmosphere typical for industrial applications.

Weight [g]									
Valve positions	2	3	4	5	6	7	8	9	10
Manifold block for 3/2-way valves, standard									
VABM-B10-25E-G12-...-P3	726	960	1194	1428	1662	1896	2130	2364	2598
Manifold block, extension module for 3/2-way valves, standard									
VABM-B10-25EEE-G12-2-P3	340	–	–	–	–	–	–	–	–
Manifold block for 5/2- and 5/3-way valves, standard									
VABM-B10-25E-G12-...	927	1224	1521	1818	2115	2412	2709	3006	3303
Manifold block, extension module for 5/2- and 5/3-way valves, standard									
VABM-B10-25EEE-G12-2	258	–	–	–	–	–	–	–	–
Manifold block for 3/2-way valves, compact									
VABM-B10-25S-G38-...-P3	369	488	607	726	845	964	1083	1202	1321
Manifold block for 5/2- and 5/3-way valves, compact									
VABM-B10-25S-G38-...	438	579	720	861	1002	1143	1284	1425	1566
Common supply manifold for mounting on both sides									
VABM-B10-25-G38-...-P53	258	340	422	504	586	668	750	832	914
Common supply manifold for mounting on one side									
VABM-B10-25-G38-2-P53-E	258	340	422	–	–	–	–	–	–

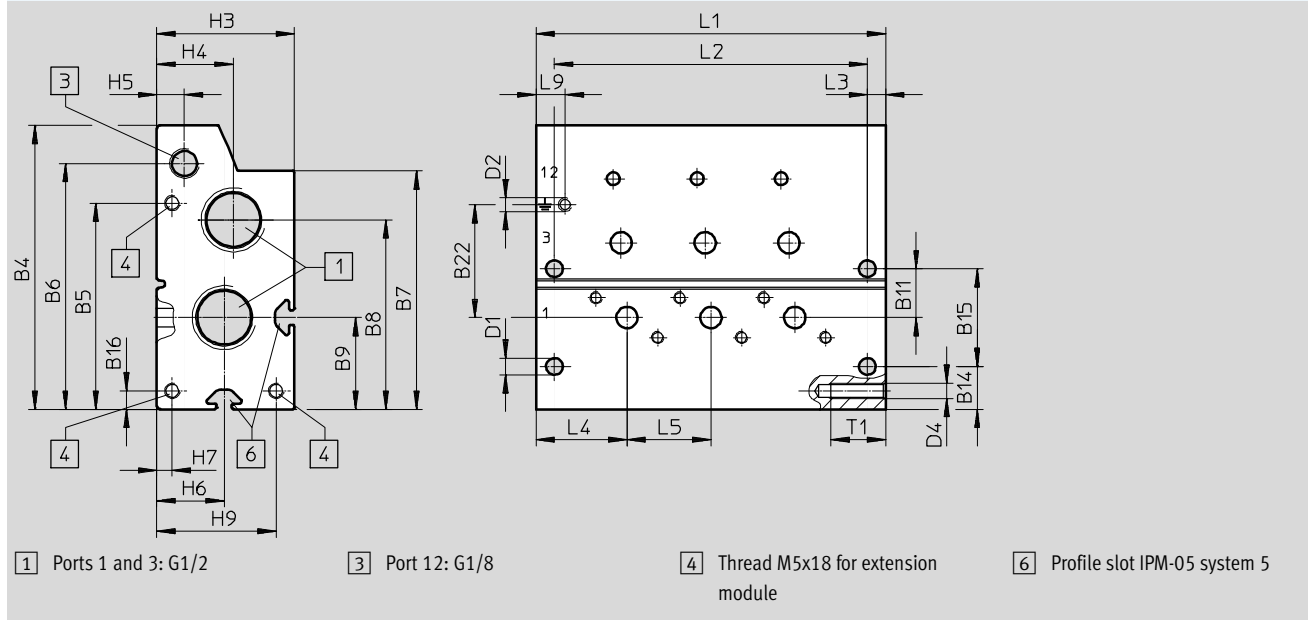
Solenoid valves VUVS/valve manifold VTUS

Technical data – Manifold block, size 25

Information on materials	
Materials	Wrought aluminium alloy
Note on materials	RoHS compliant

Dimensions Download CAD data → www.festo.com

Manifold block for 3/2-way valves, standard



Type	B4	B5	B6	B7	B8	B9	B11	B14	B15	B16	B22
VABM-B10-25E-G12-...-P3	93	67.5	80.5	78	62	30	16	14	32	6	37

Type	D1 Ø	D2	D4	H3	H4	H5	H6	H7	H9	L3	L4	L5	L9	T1
VABM-B10-25E-G12-...-P3	5.5	M4x9	M5	45	25	9	22	5	39	6	29.8	27.5	9.5	18

Valve positions	2	3	4	5	6	7	8	9	10
L1	87	114.5	142	169.5	197	224.5	252	279.5	307
L2	75	102.5	130	157.5	185	212.5	240	267.5	295

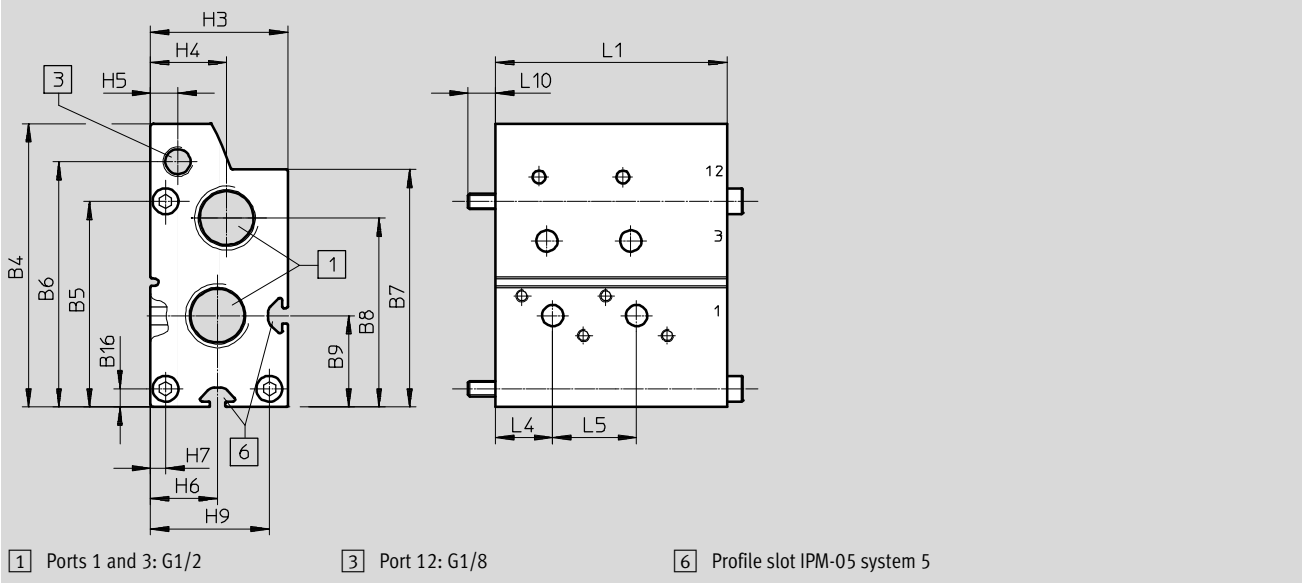
Solenoid valves VUVS/valve manifold VTUS

Technical data – Manifold block, size 25

Dimensions

Download CAD data → www.festo.com

Manifold block, extension module for 3/2-way valves, standard



Type	B4	B5	B6	B7	B8	B9	B16	H3
VABM-B10-25EEE-G12-2-P3	93	67.5	80.5	78	62	30	6	45

Type	H4	H5	H6	H7	H9	L4	L5	L10	L1
VABM-B10-25EEE-G12-2-P3	25	9	22	5	39	18.8	27.5	9	76

Solenoid valves VUVS/valve manifold VTUS

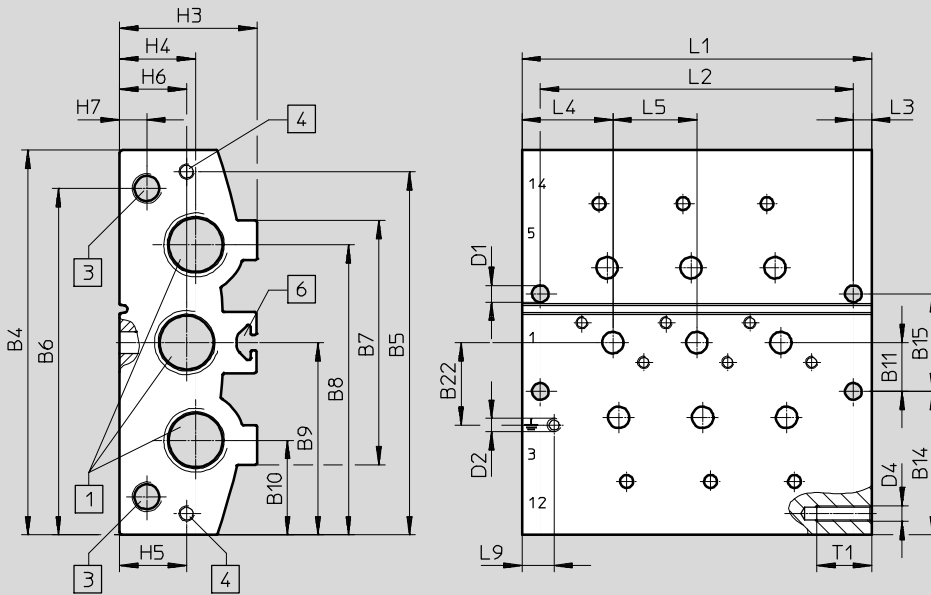
Technical data – Manifold block, size 25



Dimensions

Download CAD data → www.festo.com

Manifold block for 5/2- and 5/3-way valves, standard



1 Ports 1, 3 and 5: G1/2

3 Ports 12 and 14: G1/8

4 Thread M5x18 for extension module

6 Profile slot IPM-05 system 5

Type	B4	B5	B6	B7	B8	B9	B10	B11	B14	B15	B22
VABM-B10-25E-G12-...	126	119	113.5	80	95	63	31	16	47	32	27

Type	D1 Ø	D2	D4	H3	H4	H5	H6	H7	L3	L4	L5	L9	T1
VABM-B10-25E-G12-...	5.5	M4x9	M5	45	25	22	22	9	6	29.8	27.5	10.5	18

Valve positions	2	3	4	5	6	7	8	9	10
L1	87	114.5	142	169.5	197	224.5	252	279.5	307
L2	75	102.5	130	157.5	185	212.5	240	267.5	295

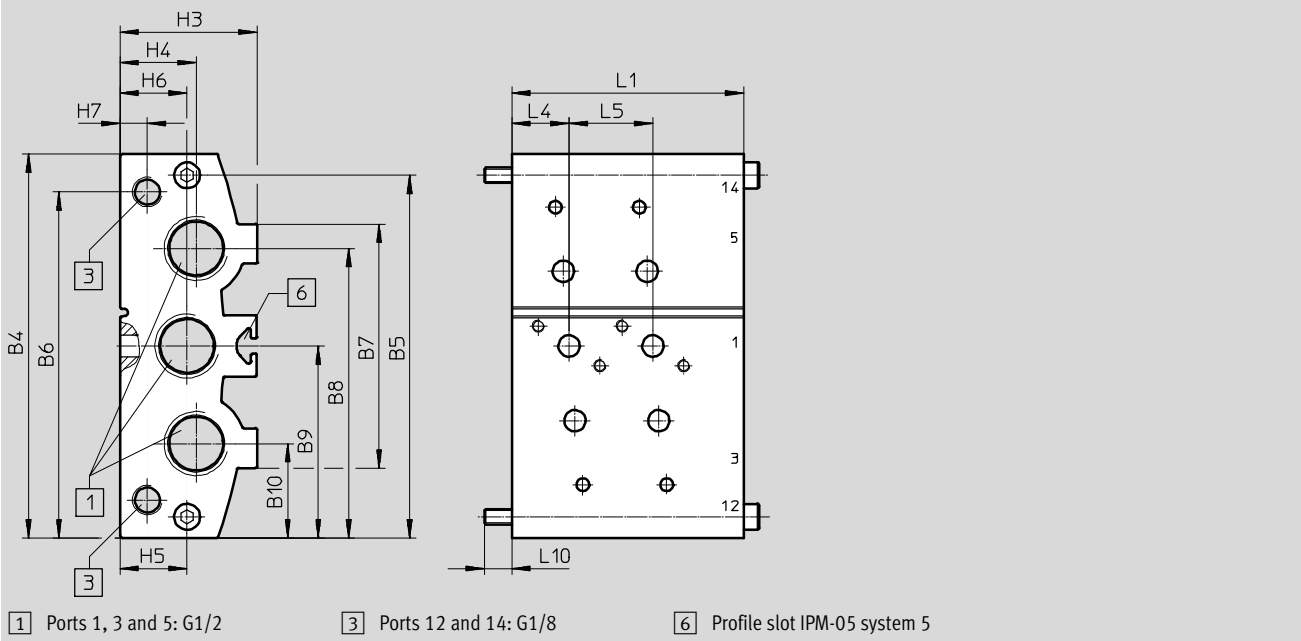
Solenoid valves VUVS/valve manifold VTUS

Technical data – Manifold block, size 25

Dimensions

Download CAD data → www.festo.com

Manifold block, extension module for 5/2- and 5/3-way valves, standard



Type	B4	B5	B6	B7	B8	B9	B10	H3
VABM-B10-25EEE-G12-2	110	100.5	97.5	73	81	55	29	37

Type	H4	H5	H6	H7	L1	L4	L5	L10
VABM-B10-25EEE-G12-2	23.5	22	18	8.5	60	13	22	10

Solenoid valves VUVS/valve manifold VTUS

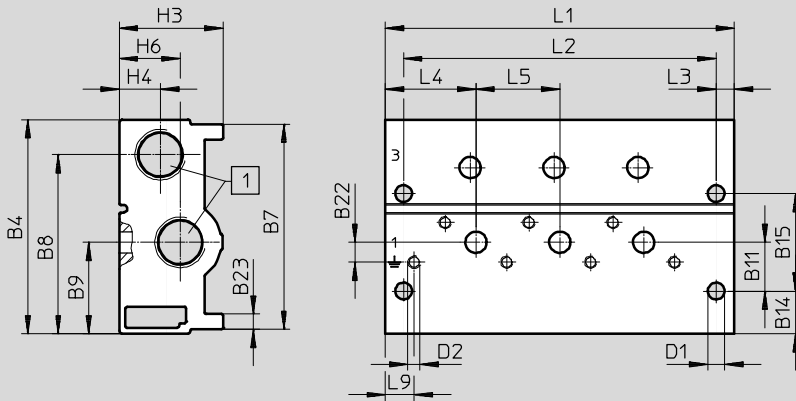
Technical data – Manifold block, size 25



Dimensions

Download CAD data → www.festo.com

Manifold block for 3/2-way valves, compact



1 Ports 1 and 3: G3/8

Type	B4	B7	B8	B9	B11	B14	B15	B22	B23
VABM-B10-25S-G38-...-P3	70.3	67.3	58.8	30	16	14	32	6.5	5

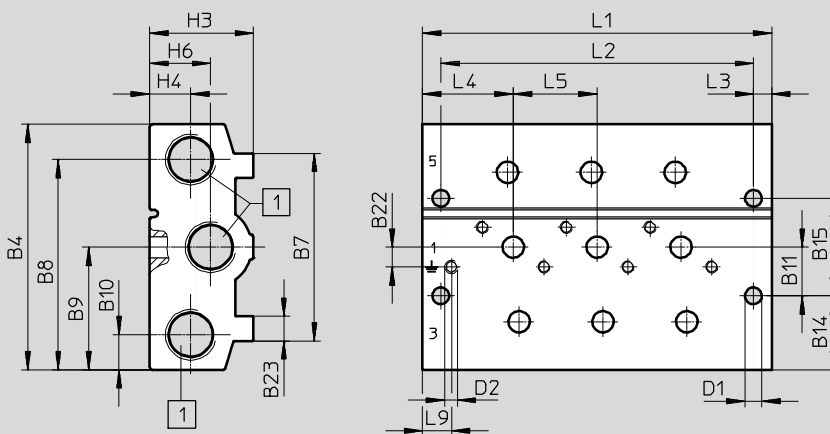
Type	D1 Ø	D2	H3	H4	H6	L3	L4	L5	L9
VABM-B10-25S-G38-...-P3	5.5	M4x9	34	13.5	20	6	29.8	27.5	9.5

Valve positions	2	3	4	5	6	7	8	9	10
L1	87	114.5	142	169.5	197	224.5	252	279.5	307
L2	75	102.5	130	157.5	185	212.5	240	267.5	295

Dimensions

Download CAD data → www.festo.com

Manifold block for 5/2- and 5/3-way valves, compact



1 Ports 1, 3 and 5: G3/8

Type	B4	B7	B8	B9	B10	B11	B14	B15	B22	B23
VABM-B10-25S-G38-...	80.5	61.5	69	40.3	11.5	16	24.3	32	6.5	8

Type	D1 Ø	D2	H3	H4	H6	L3	L4	L5	L9
VABM-B10-25S-G38-...	5.5	M4x9	34	13.5	20	6	29.8	27.5	9.5

Valve positions	2	3	4	5	6	7	8	9	10
L1	87	114.5	142	169.5	197	224.5	252	279.5	307
L2	75	102.5	130	157.5	185	212.5	240	267.5	295

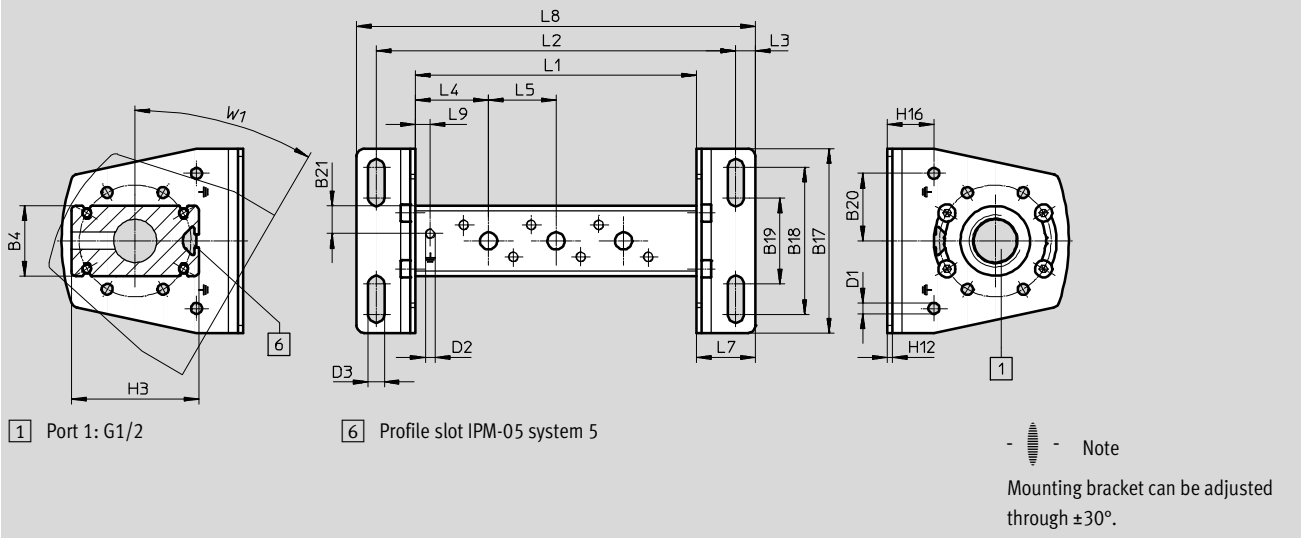
Solenoid valves VUVS/valve manifold VTUS

Technical data – Manifold block, size 25

Dimensions

Download CAD data → www.festo.com

Common supply manifold for mounting on both sides



Type	B4	B17	B18	B19	B20	B21	D1 Ø	D2	D3 Ø
VABM-B10-25-G12-...-P53	28.7	75	60	35	27.5	11.4	4.5	M4x9	6.6

Type	H3	H12	H16	L3	L4	L5	L7	L9	W1
VABM-B10-25-G12-...-P53	52	2	19	8	29.8	27.5	24	6	30°

Valve positions	2	3	4	5	6	7	8	9	10
L1	87	114.5	142	169.5	197	224.5	252	279.5	307
L2	119	146.5	174	201.5	229	256.5	284	311.5	339
L8	135	162.5	190	217.5	245	272.5	300	327.5	355

Solenoid valves VUVS/valve manifold VTUS

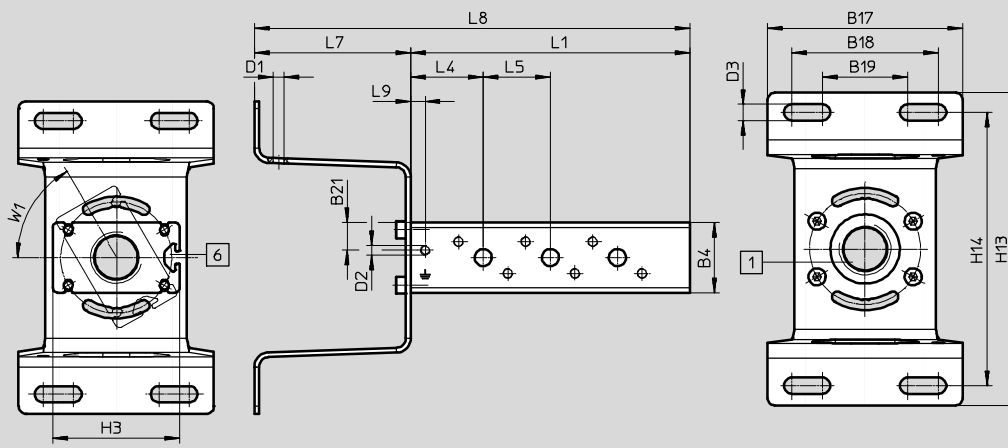
Technical data – Manifold block, size 25



Dimensions

Download CAD data → www.festo.com

Common supply manifold, mounting on one side



1 Port 1: G1/2

6 Profile slot IPM-05 system 5

- - Note

Mounting bracket can be adjusted through $\pm 30^\circ$.

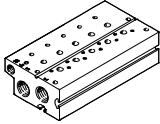

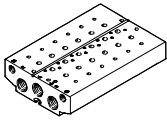


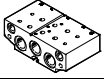
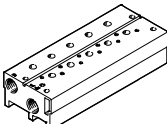

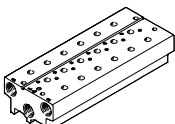

Type	B4	B17	B18	B19	B21	D1 Ø	D2	D3 Ø
VABM-B10-25-G12-...-P53-E	28.7	80	60	35	11.4	4.5	M4x9	6.6

Type	H3	H13	H14	L4	L5	L7	L9	W1
VABM-B10-25-G12-...-P53-E	52	128	112	29.8	27.5	64	6	30°

Valve positions	2	3	4
L1	87	114.5	142
L8	151	178.5	206

Solenoid valves VUVS/valve manifold VTUS

Ordering data – Manifold block, size 25

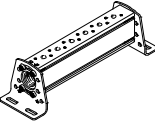
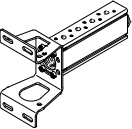
Ordering data – Manifold block				
	Description	Valve positions	Part No.	Type
Standard manifold block				
	For 3/2-way valves, incl. seals and screws for valve assembly -  - Note Blanking plugs for sealing the supply ports (1, 3 and 14) at one end are included in the scope of delivery.	2	8026279	VABM-B10-25E-G12-2-P3
		3	8026280	VABM-B10-25E-G12-3-P3
		4	8026281	VABM-B10-25E-G12-4-P3
		5	8026282	VABM-B10-25E-G12-5-P3
		6	8026283	VABM-B10-25E-G12-6-P3
		7	8026284	VABM-B10-25E-G12-7-P3
		8	8026285	VABM-B10-25E-G12-8-P3
		9	8026286	VABM-B10-25E-G12-9-P3
		10	8026287	VABM-B10-25E-G12-10-P3
			For 5/2- and 5/3-way valves, incl. seals and screws for valve assembly -  - Note Blanking plugs for sealing the supply ports (1, 3, 5, 12 and 14) at one end are included in the scope of delivery.	2
3	8026244			VABM-B10-25E-G12-3
4	8026245			VABM-B10-25E-G12-4
5	8026246			VABM-B10-25E-G12-5
6	8026247			VABM-B10-25E-G12-6
7	8026248			VABM-B10-25E-G12-7
8	8026249			VABM-B10-25E-G12-8
9	802625			VABM-B10-25E-G12-9
10	8026251			VABM-B10-25E-G12-10
Extension module for standard manifold block				
	For 3/2-way valves, incl. seals and screws for valve assembly	2	8026316	VABM-B10-25EEE-G12-2-P3
	For 5/2- and 5/3-way valves, incl. seals and screws for valve assembly	2	8026315	VABM-B10-25EEE-G12-2
Compact manifold block				
	For 3/2-way valves, incl. seals and screws for valve assembly -  - Note Blanking plugs for sealing the supply ports (1, 3 and 14) at one end are included in the scope of delivery.	2	★ 8026297	VABM-B10-25S-G38-2-P3
		3	8026298	VABM-B10-25S-G38-3-P3
		4	★ 8026299	VABM-B10-25S-G38-4-P3
		5	8026300	VABM-B10-25S-G38-5-P3
		6	★ 8026301	VABM-B10-25S-G38-6-P3
		7	8026302	VABM-B10-25S-G38-7-P3
		8	★ 8026303	VABM-B10-25S-G38-8-P3
		9	8026304	VABM-B10-25S-G38-9-P3
		10	★ 8026305	VABM-B10-25S-G38-10-P3
			For 5/2- and 5/3-way valves, incl. seals and screws for valve assembly -  - Note Blanking plugs for sealing the supply ports (1, 3, 5, 12 and 14) at one end are included in the scope of delivery.	2
3	8026262			VABM-B10-25S-G38-3
4	★ 8026263			VABM-B10-25S-G38-4
5	8026264			VABM-B10-25S-G38-5
6	★ 8026265			VABM-B10-25S-G38-6
7	8026266			VABM-B10-25S-G38-7
8	★ 8026267			VABM-B10-25S-G38-8
9	8026268			VABM-B10-25S-G38-9
10	★ 8026269			VABM-B10-25S-G38-10

Festo core product range

- ★ Ready for dispatch from the Festo factory in 24 hours
- ☆ Ready for dispatch in 5 days maximum from stock

Solenoid valves VUVS/valve manifold VTUS

Ordering data – Manifold block, size 25

Ordering data				
	Description	Valve positions	Part No.	Type
Common supply manifold				
	For mounting on both sides, incl. seals and screws for valve assembly	2	★ 8026219	VABM-B10-25-G12-2-P53
		3	8026220	VABM-B10-25-G12-3-P53
		4	★ 8026221	VABM-B10-25-G12-4-P53
		5	8026222	VABM-B10-25-G12-5-P53
		6	★ 8026223	VABM-B10-25-G12-6-P53
		7	8026224	VABM-B10-25-G12-7-P53
		8	★ 8026225	VABM-B10-25-G12-8-P53
		9	8026226	VABM-B10-25-G12-9-P53
		10	★ 8026227	VABM-B10-25-G12-10-P53
			For mounting on one side, incl. seals and screws for valve assembly	2
3	8026238			VABM-B10-25-G12-3-P53-E
4	8026239			VABM-B10-25-G12-4-P53-E

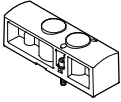
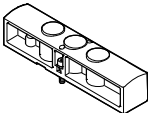

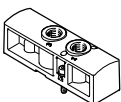
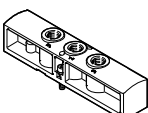

-  - Note

Blanking plug for sealing the supply port (1) at one end included in the scope of delivery.

Solenoid valves VUVS/valve manifold VTUS

FESTO

Ordering data – Manifold block, size 25

Ordering data				
	Description	Weight [g]	Part No.	Type
Blanking plate				
	For valve position on manifold block for 3/2-way valves	84	★ 8026210	VABB-B10-25-E-P3
	For valve position on manifold block for 5/2-, 5/3-way valves	117	★ 8026209	VABB-B10-25-E
	For valve position on common supply manifold	28	★ 8026208	VABB-B10-25-A
Supply plate				
	For valve position on manifold block for 3/2-way valves	80	8026319	VABF-B10-25-P1A4-G14-P3
	For valve position on manifold block for 5/2-, 5/3-way valves	110	8026318	VABF-B10-25-P1A4-G14
Supply plate				
	For valve position on common supply manifold	26	8026317	VABF-B10-25-P1-G14





Festo core product range

- ★ Ready for dispatch from the Festo factory in 24 hours
- ☆ Ready for dispatch in 5 days maximum from stock

Solenoid valves VUVS/valve manifold VTUS

FESTO

Ordering data – Manifold block, size 25

Ordering data					
	Description		Part No.	Type	PU ¹⁾
Push-in fitting with external hex					
	Connecting thread G3/8 for tubing O.D.	16 mm	★ 186347	QS-G3/8-16	1
	Connecting thread G1/2 for tubing O.D.	16 mm	★ 186105	QS-G1/2-16	1
			132047	QS-G1/2-16-20	20
Push-in fitting with internal hex socket					
	Connecting thread M5 for tubing O.D.	4 mm	★ 153315	QSM-M5-4-I	10
	Connecting thread G1/8 for tubing O.D.	6 mm	★ 186107	QS-G1/8-6-I	10
			133009	QS-G1/8-6-I-100	100
			★ 186108	QS-G1/4-6-I	10
	Connecting thread G1/4 for tubing O.D.	6 mm	★ 186110	QS-G1/4-8-I	10
		8 mm	★ 186112	QS-G1/4-10-I	10
		10 mm	★ 186111	QS-G3/8-8-I	10
	Connecting thread G3/8 for tubing O.D.	8 mm	★ 186113	QS-G3/8-10-I	10
		10 mm	★ 186114	QS-G3/8-12-I	10
		12 mm	★ 186115	QS-G1/2-12-I	1
Angled push-in fitting with external hex					
	Connecting thread G1/4 for tubing O.D.	6 mm	★ 186118	QSL-G1/4-6	10
			132051	QSL-G1/4-6-100	100
		8 mm	★ 186120	QSL-G1/4-8	10
			132052	QSL-G1/4-8-50	50
		10 mm	★ 186122	QSL-G1/4-10	10
			132053	QSL-G1/4-10-50	50
	Connecting thread G3/8 for tubing O.D.	8 mm	★ 186121	QSL-G3/8-8	10
			132055	QSL-G3/8-8-50	50
		10 mm	★ 186123	QSL-G3/8-10	10
			132056	QSL-G3/8-10-20	20
		12 mm	★ 186124	QSL-G3/8-12	10
			132057	QSL-G3/8-12-20	20
	Connecting thread G1/2 for tubing O.D.	12 mm	★ 186348	QSL-G3/8-16	1
			★ 186125	QSL-G1/2-12	1
		16 mm	★ 186126	QSL-G1/2-16	1
			132058	QSL-G1/2-12-20	20
			132059	QSL-G1/2-16-20	20
Angled push-in fitting, long, with external hex					
	Connecting thread G1/4 for tubing O.D.	6 mm	186129	QSL-G1/4-6	10
		8 mm	186131	QSL-G1/4-8	10
		10 mm	186133	QSL-G1/4-10	10

1) Packaging unit





Festo core product range

- ★ Ready for dispatch from the Festo factory in 24 hours
- ☆ Ready for dispatch in 5 days maximum from stock

Solenoid valves VUVS/valve manifold VTUS

FESTO

Ordering data – Manifold block, size 25

Ordering data				
	Description	Part No.	Type	PU ¹⁾
Silencer				
	With connecting thread	G1/4	★ 2316 U-1/4	1
			534223 U-1/4-20	20
		G3/8	★ 6843 U-3/8-B	1
			534224 U-3/8-20	20
G1/2	★ 6844 U-1/2-B	1		
Blanking plug				
	With connecting thread	G1/8	★ 3568 B-1/8	10
			534213 B-1/8-100	100
		G3/8	★ 3570 B-3/8	10
			534215 B-3/8-20	20
		G1/2	★ 3571 B-1/2	10
			534216 B-1/2-20	20
Separator				
	For creating pressure zones	G1/8	569995 VABD-8-B	1
		G3/8	574483 VABD-14-B	1
		G1/2	8022483 VABD-17.5-B	1
H-rail mounting				
	For mounting the valve manifold on standard H-rail TH 35-7,5 or TH 35-15, to EN 60715	2636436	VAME-T-M5	2

1) Packaging unit

Festo core product range

- ★ Ready for dispatch from the Festo factory in 24 hours
- ☆ Ready for dispatch in 5 days maximum from stock

Solenoid valves VUVS/valve manifold VTUS

FESTO

Technical data – Manifold block, size 30

Flow rate
Up to 2300 l/min



General technical data								
For valve function	Manifold block standard		Extension module for standard manifold block		Manifold block compact		Common supply manifold	
	3/2	5/2, 5/3	3/2	5/2, 5/3	3/2	5/2, 5/3	on both sides	on one side
Grid dimension [mm]	32							
Type of mounting	With through-hole						With mounting bracket	
Max. number of valve positions	10	10	2	2	10		10	4
Port 1	G3/4	G3/4	G3/4	G3/4	G1/2	G1/2	G3/4	G3/4
Port 3	G3/4	G3/4	G3/4	G3/4	G1/2	G1/2	–	–
Port 5	–	G3/4	–	G3/4	–	G1/2	–	–
Port 12	G1/8	G1/8	G1/8	G1/8	–	–	–	–
Port 14	–	G1/8	–	G1/8	–	–	–	–
Corrosion resistance class CRC ¹⁾	2							

1) Corrosion resistance class CRC 2 to Festo standard FN 940070
Moderate corrosion stress. Indoor applications in which condensation may occur. External visible parts with primarily decorative requirements for the surface and which are in direct contact with the ambient atmosphere typical for industrial applications.

Weight [g]									
Valve positions	2	3	4	5	6	7	8	9	10
Manifold block for 3/2-way valves, standard									
VABM-B10-30E-G34-...-P3	1411	1828	2245	2662	3079	3496	3913	4330	4747
Manifold block, extension module for 3/2-way valves, standard									
VABM-B10-30EEE-G34-2-P3	1111	–	–	–	–	–	–	–	–
Manifold block for 5/2- and 5/3-way valves, standard									
VABM-B10-30E-G34-...	1722	2213	2703	3194	3684	4175	4665	5156	5646
Manifold block, extension module for 5/2- and 5/3-way valves, standard									
VABM-B10-30EEE-G34-2	1318	–	–	–	–	–	–	–	–
Manifold block for 3/2-way valves, compact									
VABM-B10-30S-G12-...-P3	652	872	1093	1313	1533	1753	1973	2193	2413
Manifold block for 5/2- and 5/3-way valves, compact									
VABM-B10-30S-G12-...	759	1013	1267	1522	1776	2030	2285	2539	2793
Common supply manifold for mounting on both sides									
VABM-B10-30-G34-...-P53	818	977	1135	1293	1452	1610	1768	1927	2085
Common supply manifold for mounting on one side									
VABM-B10-30-G34-2-P53-E	852	1011	1169	–	–	–	–	–	–

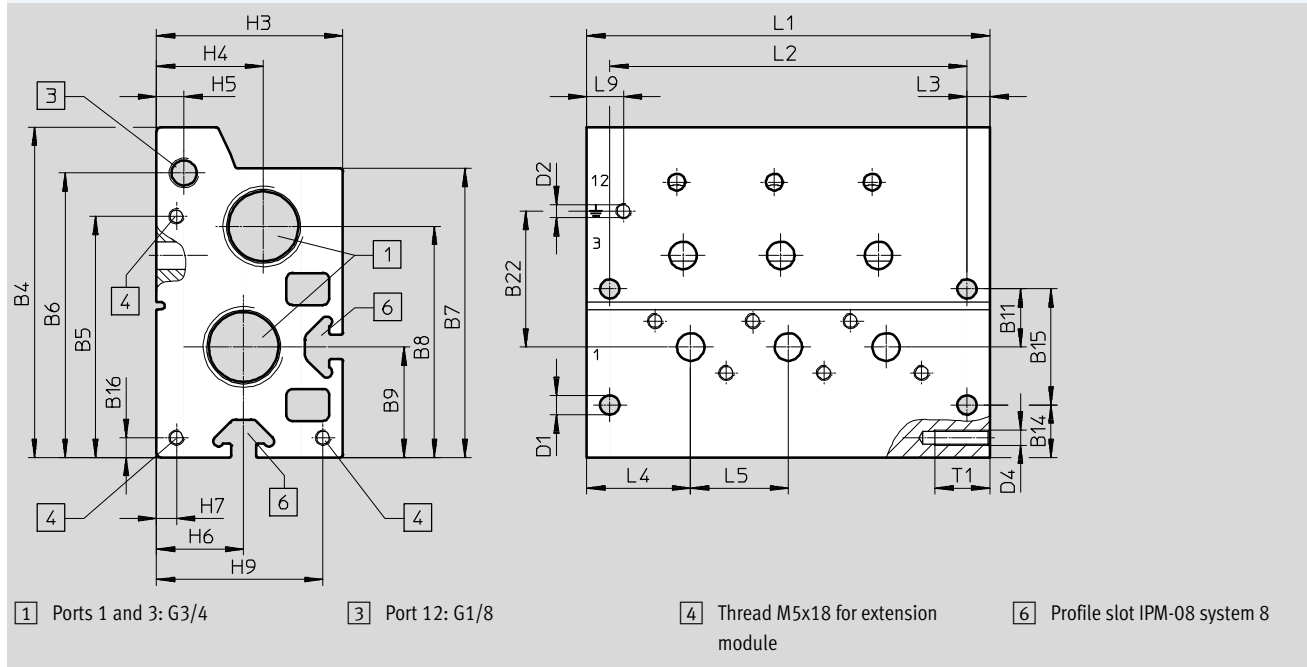
Solenoid valves VUVS/valve manifold VTUS

Technical data – Manifold block, size 30

Information on materials	
Materials	Wrought aluminium alloy
Note on materials	RoHS compliant

Dimensions Download CAD data → www.festo.com

Manifold block for 3/2-way valves, standard



Type	B4	B5	B6	B7	B8	B9	B11	B14	B15	B16	B22
VABM-B10-30E-G34-...-P3	108.2	79	93.2	94.7	75.7	36.2	19	17.2	38	6.5	44.5

Type	D1 Ø	D2	D4	H3	H4	H5	H6	H7	H9	L3	L4	L5	L9	T1
VABM-B10-30E-G34-...-P3	6.3	M5x11	M5	61	35	9	28.5	6.5	54.5	7.5	34	32	12	18

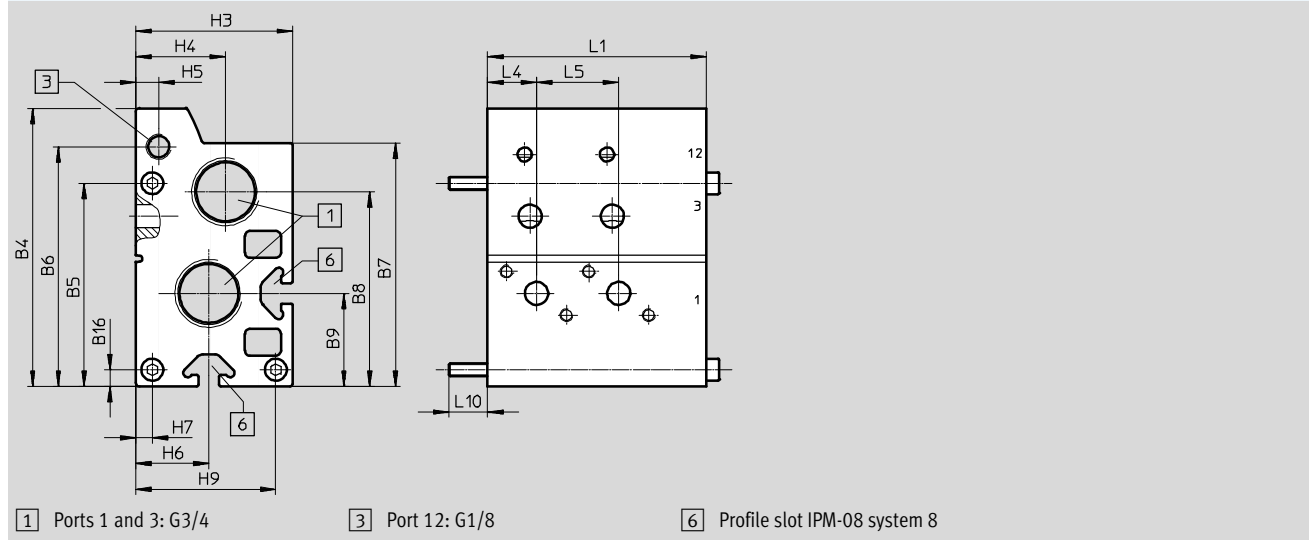
Valve positions	2	3	4	5	6	7	8	9	10
L1	100	132	164	196	228	260	292	324	356
L2	85	117	149	181	213	245	277	309	341

Solenoid valves VUVS/valve manifold VTUS

Technical data – Manifold block, size 30

Dimensions Download CAD data → www.festo.com

Manifold block, extension module for 3/2-way valves, standard



Type	B4	B5	B6	B7	B8	B9	B16	H3
VABM-B10-30EEE-G34-2-P3	108.2	79	93.2	94.7	75.7	36.2	6.5	61

Type	H4	H5	H6	H7	H9	L4	L5	L10	L1
VABM-B10-30EEE-G34-2-P3	35	9	28.5	6.5	54.5	19	32	15	85

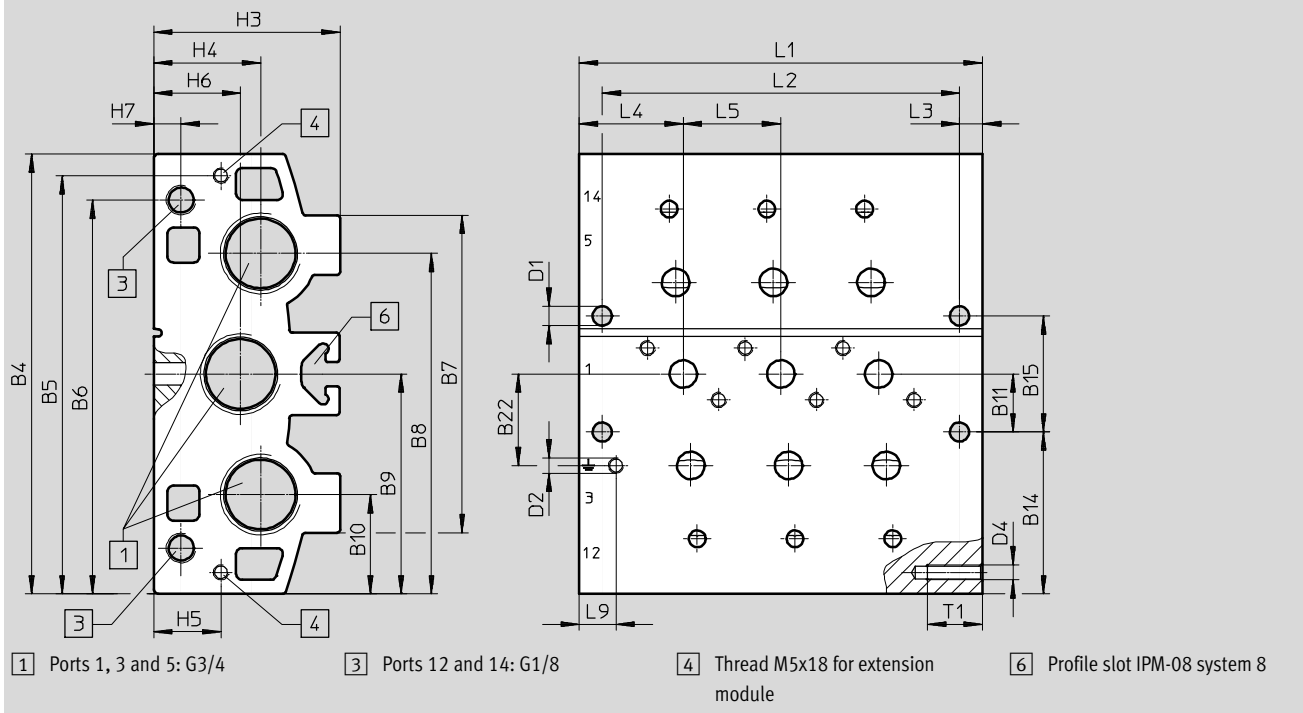
Solenoid valves VUVS/valve manifold VTUS

Technical data – Manifold block, size 30

Dimensions

Download CAD data → www.festo.com

Manifold block for 5/2- and 5/3-way valves, standard



Type	B4	B5	B6	B7	B8	B9	B10	B11	B14	B15	B22
VABM-B10-30E-G34-...	144	137	129	104	111.5	72	32.5	19	53	38	30

Type	D1 Ø	D2	D4	H3	H4	H5	H6	H7	L3	L4	L5	L9	T1
VABM-B10-30E-G34-...	6.3	M5x11	M5	61	35	22	28.5	9	7.5	34	32	12	18

Valve positions	2	3	4	5	6	7	8	9	10
L1	100	132	164	196	228	260	292	324	356
L2	85	117	149	181	213	245	277	309	341

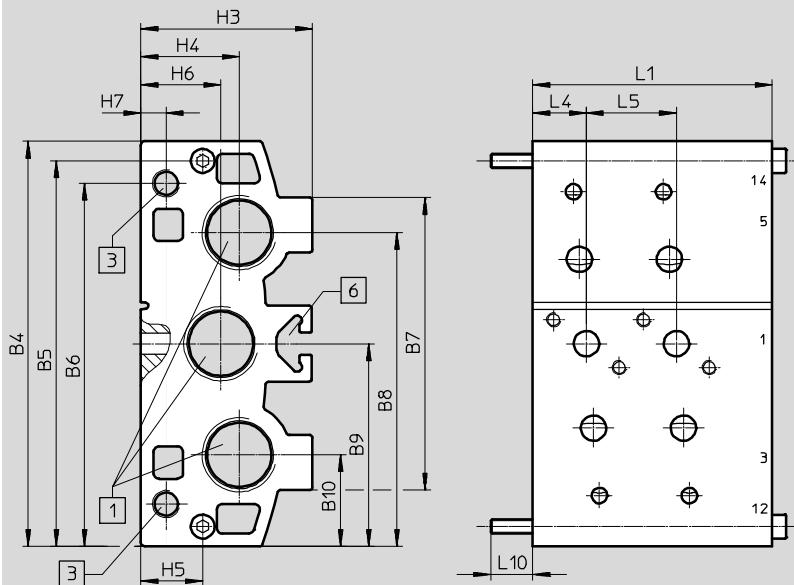
Solenoid valves VUVS/valve manifold VTUS

Technical data – Manifold block, size 30

Dimensions

Download CAD data → www.festo.com

Manifold block, extension module for 5/2- and 5/3-way valves, standard



- 1 Ports 1, 3 and 5: G3/4
- 3 Ports 12 and 14: G1/8
- 6 Profile slot IPM-08 system 8

Type	B4	B5	B6	B7	B8	B9	B10	H3
VABM-B10-30EEE-G34-2	144	137	129	104	111.5	72	32.5	61

Type	H4	H5	H6	H7	L1	L4	L5	L10
VABM-B10-30EEE-G34-2	35	22	28.5	9	85	19	32	15

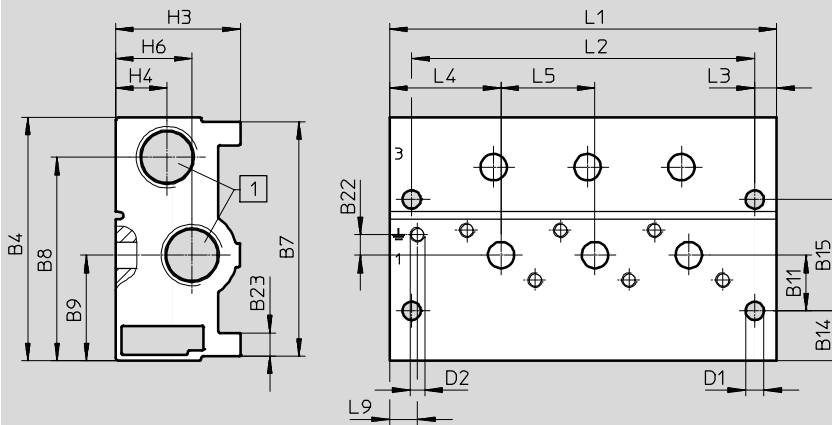
Solenoid valves VUVS/valve manifold VTUS

Technical data – Manifold block, size 30

Dimensions

Download CAD data → www.festo.com

Manifold block for 3/2-way valves, compact



1 Ports 1 and 3: G1/2

Type	B4	B7	B8	B9	B11	B14	B15	B22	B23
VABM-B10-30S-G12-...-P3	83	80	69.4	36	19	17	38	7	8

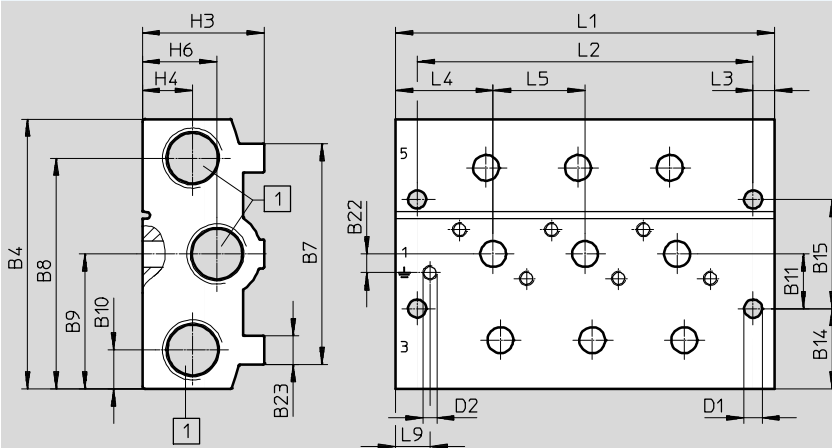
Type	D1 Ø	D2	H3	H4	H6	L3	L4	L5	L9
VABM-B10-30S-G12-...-P3	6.3	M5x11	42.5	17.5	26	7.5	38	32	12

Valve positions	2	3	4	5	6	7	8	9	10
L1	100	132	164	196	228	260	292	324	356
L2	85	117	149	181	213	245	277	309	341

Dimensions

Download CAD data → www.festo.com

Manifold block for 5/2- and 5/3-way valves, compact



1 Ports 1, 3 and 5: G1/2

Type	B4	B7	B8	B9	B10	B11	B14	B15	B22	B23
VABM-B10-30S-G12-...	94	77	80.4	47	13.6	19	28	38	6.5	10

Type	D1 Ø	D2	H3	H4	H6	L3	L4	L5	L9
VABM-B10-30S-G12-...	6.3	M5x11	42.5	17.5	26	7.5	34	32	12

Valve positions	2	3	4	5	6	7	8	9	10
L1	100	132	164	196	228	260	292	324	356
L2	85	117	149	181	213	245	277	309	341

Solenoid valves VUVS/valve manifold VTUS

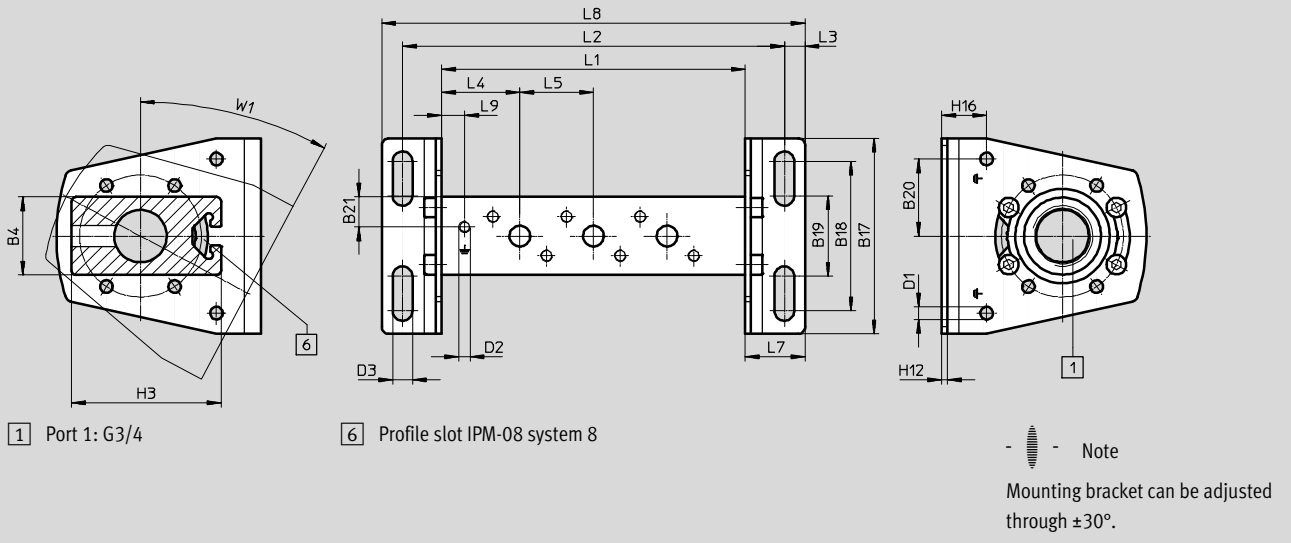
Technical data – Manifold block, size 30



Dimensions

Download CAD data → www.festo.com

Common supply manifold for mounting on both sides



Type	B4	B17	B18	B19	B20	B21	D1 Ø	D2	D3 Ø
VABM-B10-30-G34-...-P53	34	85	65	35	33.5	13	5.5	M5x11	8.6

Type	H3	H12	H16	L3	L4	L5	L7	L9	W1
VABM-B10-30-G34-...-P53	65	2.5	19.5	9	34	32	26	10	30°

Valve positions	2	3	4	5	6	7	8	9	10
L1	100	132	164	196	228	260	292	324	356
L2	134	166	198	230	262	294	326	358	390
L8	152	184	216	248	280	312	344	376	408

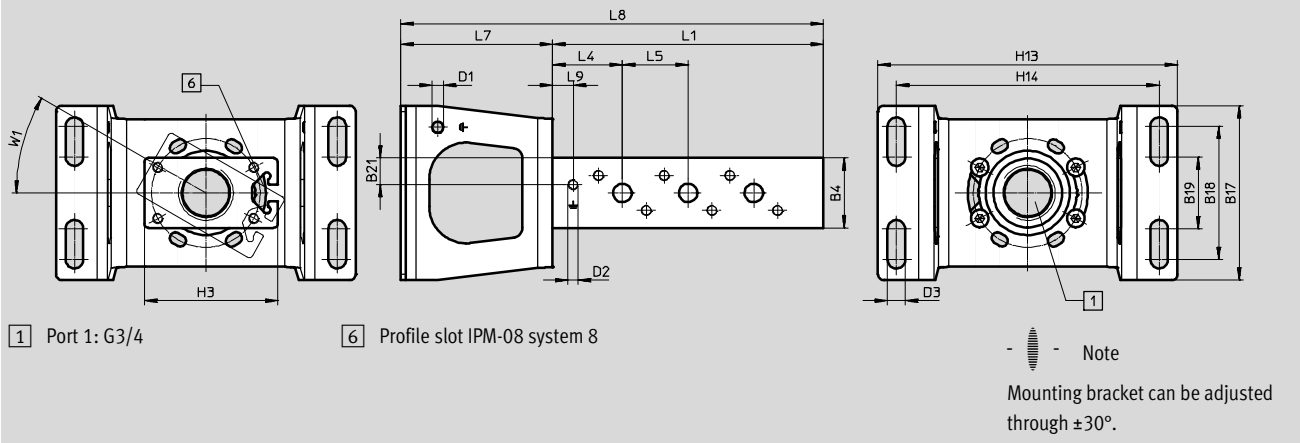
Solenoid valves VUVS/valve manifold VTUS

Technical data – Manifold block, size 30

Dimensions

Download CAD data → www.festo.com

Common supply manifold, mounting on one side



Type	B4	B17	B18	B19	B21	D1 Ø	D2	D3 Ø
VABM-B10-30-G34-...-P53-E	34	85	65	35	13	5.5	M5x11	8.6

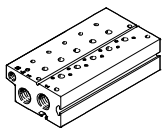

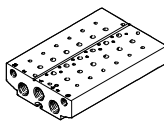


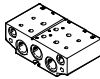
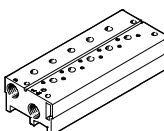

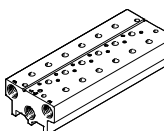

Type	H3	H13	H14	L4	L5	L7	L9	W1
VABM-B10-30-G34-...-P53-E	65	146	128	34	32	74	10	30°

Valve positions	2	3	4
L1	100	132	164
L8	168	200	232

Solenoid valves VUVS/valve manifold VTUS

FESTO

Ordering data – Manifold block, size 30

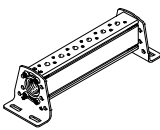
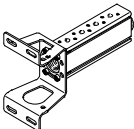
Ordering data – Manifold block				
	Description	Valve positions	Part No.	Type
Standard manifold block				
	For 3/2-way valves, incl. seals and screws for valve assembly -  - Note Blanking plugs for sealing the supply ports (1, 3 and 14) at one end are included in the scope of delivery.	2	8026395	VABM-B10-30E-G34-2-P3
		3	8026396	VABM-B10-30E-G34-3-P3
		4	8026397	VABM-B10-30E-G34-4-P3
		5	8026398	VABM-B10-30E-G34-5-P3
		6	8026399	VABM-B10-30E-G34-6-P3
		7	8026400	VABM-B10-30E-G34-7-P3
		8	8026401	VABM-B10-30E-G34-8-P3
		9	8026402	VABM-B10-30E-G34-9-P3
		10	8026403	VABM-B10-30E-G34-10-P3
			For 5/2- and 5/3-way valves, incl. seals and screws for valve assembly -  - Note Blanking plugs for sealing the supply ports (1, 3, 5, 12 and 14) at one end are included in the scope of delivery.	2
3	8026360			VABM-B10-30E-G34-3
4	8026361			VABM-B10-30E-G34-4
5	8026362			VABM-B10-30E-G34-5
6	8026363			VABM-B10-30E-G34-6
7	8026364			VABM-B10-30E-G34-7
8	8026365			VABM-B10-30E-G34-8
9	8026366			VABM-B10-30E-G34-9
10	8026367			VABM-B10-30E-G34-10
Extension module for standard manifold block				
	For 3/2-way valves, incl. seals and screws for valve assembly	2	8026432	VABM-B10-30EEE-G34-2-P3
	For 5/2- and 5/3-way valves, incl. seals and screws for valve assembly	2	8026431	VABM-B10-30EEE-G34-2
Compact manifold block				
	For 3/2-way valves, incl. seals and screws for valve assembly -  - Note Blanking plugs for sealing the supply ports (1, 3 and 14) at one end are included in the scope of delivery.	2	★ 8026413	VABM-B10-30S-G12-2-P3
		3	8026414	VABM-B10-30S-G12-3-P3
		4	★ 8026415	VABM-B10-30S-G12-4-P3
		5	8026416	VABM-B10-30S-G12-5-P3
		6	★ 8026417	VABM-B10-30S-G12-6-P3
		7	8026418	VABM-B10-30S-G12-7-P3
		8	★ 8026419	VABM-B10-30S-G12-8-P3
		9	8026420	VABM-B10-30S-G12-9-P3
		10	★ 8026421	VABM-B10-30S-G12-10-P3
			For 5/2- and 5/3-way valves, incl. seals and screws for valve assembly -  - Note Blanking plugs for sealing the supply ports (1, 3, 5, 12 and 14) at one end are included in the scope of delivery.	2
3	8026378			VABM-B10-30S-G12-3
4	★ 8026379			VABM-B10-30S-G12-4
5	8026380			VABM-B10-30S-G12-5
6	★ 8026381			VABM-B10-30S-G12-6
7	8026382			VABM-B10-30S-G12-7
8	★ 8026383			VABM-B10-30S-G12-8
9	8026384			VABM-B10-30S-G12-9
10	★ 8026385			VABM-B10-30S-G12-10

Festo core product range

- ★ Ready for dispatch from the Festo factory in 24 hours
- ☆ Ready for dispatch in 5 days maximum from stock

Solenoid valves VUVS/valve manifold VTUS

Ordering data – Manifold block, size 30

Ordering data				
	Description	Valve positions	Part No.	Type
Common supply manifold				
	For mounting on both sides, incl. seals and screws for valve assembly	2	★ 8026338	VABM-B10-30-G34-2-P53
		3	8026339	VABM-B10-30-G34-3-P53
		4	★ 8026340	VABM-B10-30-G34-4-P53
		5	8026341	VABM-B10-30-G34-5-P5
		6	★ 8026342	VABM-B10-30-G34-6-P53
		7	8026343	VABM-B10-30-G34-7-P53
		8	★ 8026344	VABM-B10-30-G34-8-P53
		9	8026345	VABM-B10-30-G34-9-P53
		10	★ 8026346	VABM-B10-30-G34-10-P53
			For mounting on one side, incl. seals and screws for valve assembly	2
3	8026357			VABM-B10-30-G34-3-P53-E
4	8026358			VABM-B10-30-G34-4-P53-E



- Note

Blanking plug for sealing the supply port (1) at one end included in the scope of delivery.

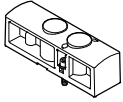
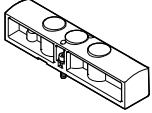

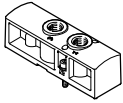
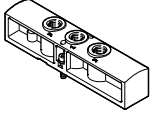

Festo core product range

- ★ Ready for dispatch from the Festo factory in 24 hours
- ☆ Ready for dispatch in 5 days maximum from stock

Solenoid valves VUVS/valve manifold VTUS

FESTO

Ordering data – Manifold block, size 30






Ordering data			
	Description	Weight [g]	Part No. Type
Blanking plate			
	For valve position on manifold block for 3/2-way valves	128	★ 8026336 VABB-B10-30-E-P3
	For valve position on manifold block for 5/2-, 5/3-way valves	179	★ 8026335 VABB-B10-30-E
	For valve position on common supply manifold	43	★ 8026334 VABB-B10-30-A
Supply plate			
	For valve position on manifold block for 3/2-way valves	121	8026435 VABF-B10-30-P1A4-G38-P3
	For valve position on manifold block for 5/2-, 5/3-way valves	167	8026434 VABF-B10-30-P1A4-G38
Supply plate			
	For valve position on common supply manifold	40	8026433 VABF-B10-30-P1-G38

Festo core product range

- ★ Ready for dispatch from the Festo factory in 24 hours
- ☆ Ready for dispatch in 5 days maximum from stock

Solenoid valves VUVS/valve manifold VTUS

Ordering data – Manifold block, size 30





Ordering data					
	Description		Part No.	Type	PJ ¹⁾
Push-in fitting with internal hex					
	Connecting thread G1/8 for tubing O.D.	4 mm	★ 186106	QS-G1/8-4-I	10
			133008	QS-G1/8-4-I-100	100
		6 mm	★ 186107	QS-G1/8-6-I	10
			133009	QS-G1/8-6-I-100	100
	Connecting thread G3/8 for tubing O.D.	8 mm	★ 186111	QS-G3/8-8-I	10
		10 mm	★ 186113	QS-G3/8-10-I	10
		12 mm	★ 186114	QS-G3/8-12-I	10
	Connecting thread G1/2 for tubing O.D.	12 mm	★ 186115	QS-G1/2-12-I	1
Push-in fitting with external hex					
	Connecting thread G1/2 for tubing O.D.	16 mm	★ 186105	QS-G1/2-16	1
			132047	QS-G1/2-16-20	20
Angled push-in fitting with external hex					
	Connecting thread G3/8 for tubing O.D.	8 mm	★ 186121	QSL-G3/8-8	10
			132055	QSL-G3/8-8-50	50
		10 mm	★ 186123	QSL-G3/8-10	10
			132056	QSL-G3/8-10-20	20
		12 mm	★ 186124	QSL-G3/8-12	10
			132057	QSL-G3/8-12-20	20
	Connecting thread G1/2 for tubing O.D.	12 mm	★ 186125	QSL-G1/2-12	1
			132058	QSL-G1/2-12-20	20
16 mm		★ 186126	QSL-G1/2-16	1	
		132059	QSL-G1/2-16-20	20	
Angled push-in fitting, long, with external hex					
	Connecting thread G1/2 for tubing O.D.	8 mm	186132	QSL-G3/8-8	10
		10 mm	186134	QSL-G3/8-10	10
		12 mm	186135	QSL-G3/8-12	10
Barbed fitting with external hex					
	Connecting thread G3/4 for tubing I.D. Aluminium design	13 mm	3612	N-3/4-P-13	1
		19 mm	3613	N-3/4-P-19	1
	Connecting thread G3/4 for tubing I.D. Brass design	13 mm	15637	N-3/4-P-13-MS	1
		19 mm	15638	N-3/4-P-19-MS	1

1) Packaging unit

Solenoid valves VUVS/valve manifold VTUS

FESTO

Ordering data – Manifold block, size 30

Ordering data					
	Description		Part No.	Type	PU ¹⁾
Silencer					
	With connecting thread	G3/8	★ 6843	U-3/8-B	1
			534224	U-3/8-20	20
		G1/2	★ 6844	U-1/2-B	1
		G3/4	6845	U-3/4-B	1
Blanking plug					
	With connecting thread	G1/8	★ 3568	B-1/8	10
			534213	B-1/8-100	100
		G1/2	★ 3571	B-1/2	10
			534216	B-1/2-20	20
G3/4	★ 3572	B-3/4	10		
Separator					
	For creating pressure zones	G1/8	569995	VABD-8-B	1
		G1/2	8022483	VABD-17.5-B	1
		G3/4	8022484	VABD-22.7-B	1
H-rail mounting					
	For size 30, for mounting on standard H-rails TH 35-7.5 or TH 35-15 to EN 60715		3488412	VAME-T-M6	2

1) Packaging unit

Festo core product range

- ★ Ready for dispatch from the Festo factory in 24 hours
- ☆ Ready for dispatch in 5 days maximum from stock