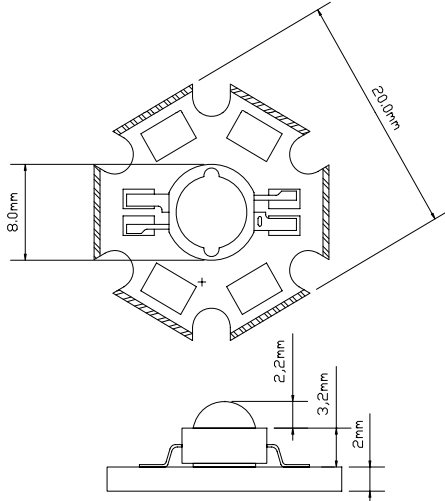




**Package Dimensions**



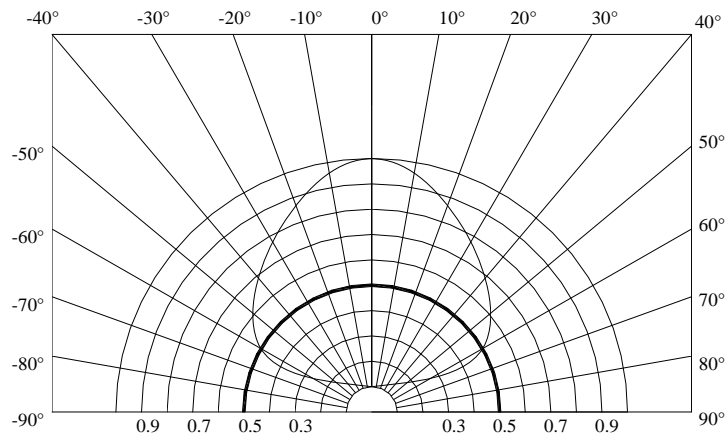
**Material's Picture**



**Notes**

1. All dimensions are in millimeters (inches).
2. Tolerance is  $\pm 0.25\text{mm}$  (0.010") unless otherwise noted.
3. Protruded resin under flange is 1.0mm (0.04") max.
4. Lead spacing is measured where the leads emerge from the package.
5. Specifications are subject to change without notice.

**Spatial Distribution**



PART NUMBER	REV	PAGE	DATE
FD-9RGB-Y2	R101	1/4	2009-04-03



**Electrical / Optical Characteristics at TA=25°C**

Parameter	Symbol	Red	Green	Blue	Unit	Test Condition
Luminous Intensity	$\Phi$	50	80	20	lm	IF =350mA
Viewing Angle	2 $\theta$ 1/2	120	120	120	deg	IF =350mA
Spectral Line Half-Width	$\Delta \lambda$	625	525	465	nm	IF =350mA
Forward Voltage	VF	2.50	3.60	3.60	V	IF =350mA
Reverse Current	IR	20	20	20	$\mu$ A	VR = 5V

**Absolute Maximum Ratings at TA=25°C**

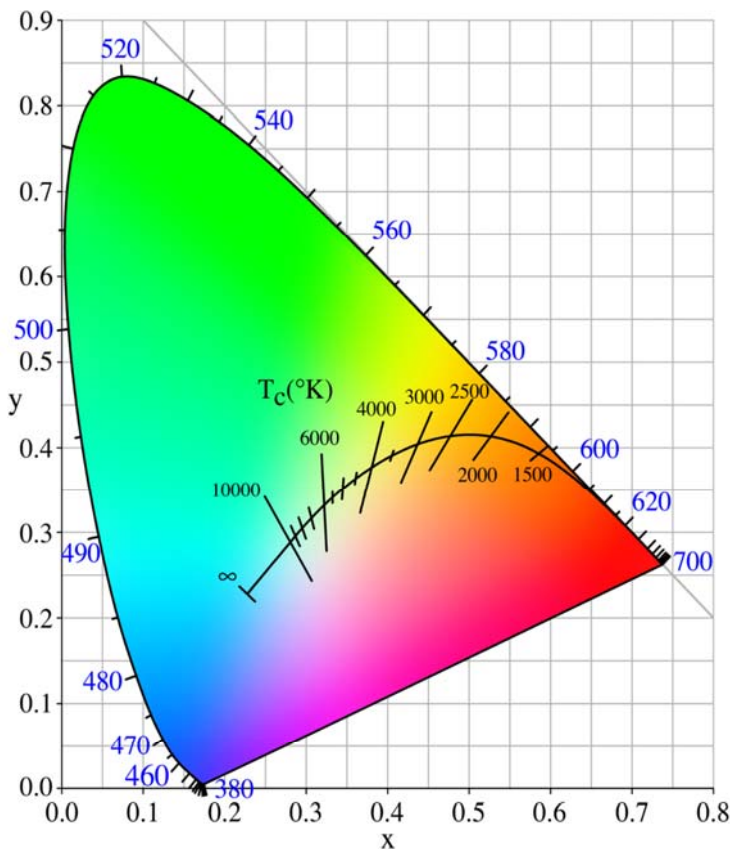
Parameter	Maximum Rating
Power Dissipation	3W
Peak Forward Current (1/10 Duty Cycle, 0.1ms Pulse Width)	1000-2000mA
Continuous Forward Current	350-700mA
Derating Linear From 30°C	0.8mA/°C
Reverse Voltage	5V
Operating Temperature Range	-20°C to + 80°C
Storage Temperature Range	-30°C to + 100°C
Lead Soldering Temperature [1.6mm(.063") From Body]	260°C for 5 Seconds

PART NUMBER	REV	PAGE	DATE
FD-9RGB-Y2	R101	2/4	2009-04-03



**Remarks**

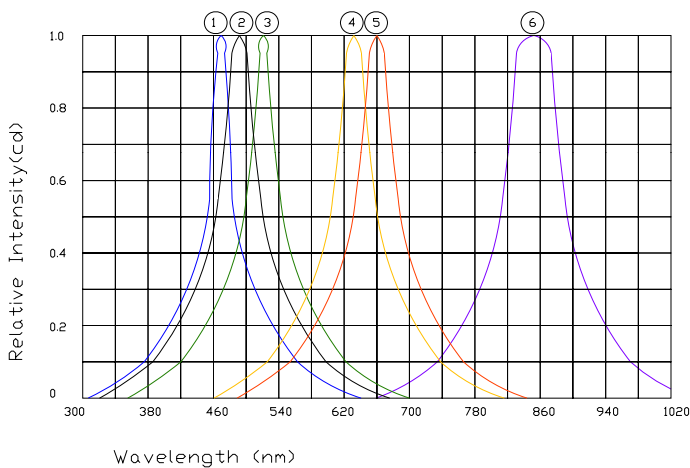
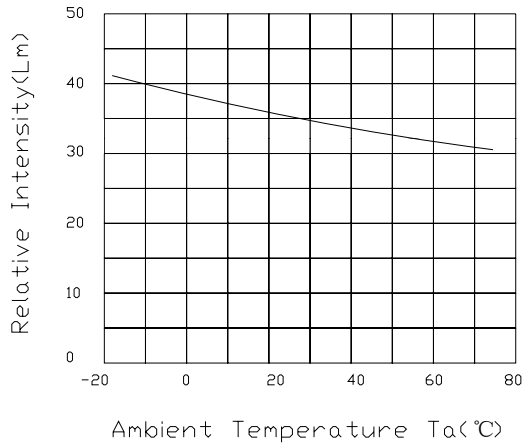
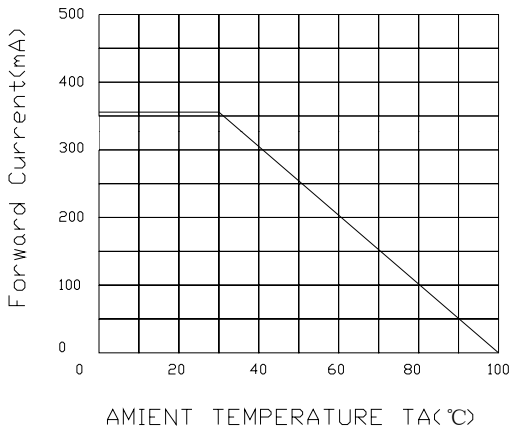
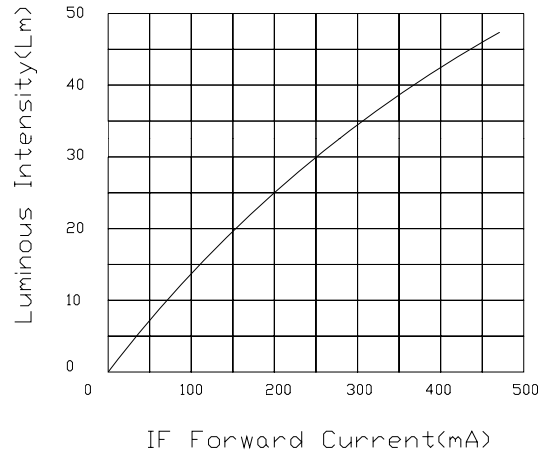
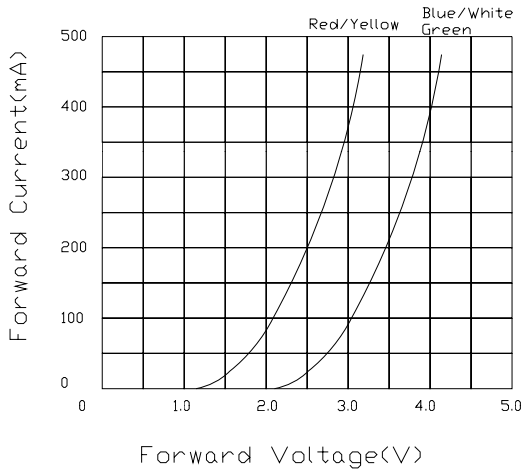
1. H602S has ESD protection but customers must not use in reverse condition.
2. All the data or technical arguments represent a statistical calculation due to manufacturing process. Those do no correlated to actual parameter of each product line. And all the data may
3. Brightness groups are tested at current pulse duration of 100 ms and a tolerance of  $\pm 15\%$ .
4. Chromaticity coordinates groups are tested under pulse duration 100ms.
5. Forward voltage are at condition of pulse of 100ms and tolerance of  $\pm 0.1V$ .
6. LED's lifetime will be effected if the heat generated during operation does not dissipate efficiently. So the good thermal management must be implemented seriously.
7. Do not open the bag until ready to use.
8. Storage temperature should be in 300C and humidity under then 90%.
9. When open the condition should be temperature under 300C and humidity under 70%
10. When bag open the devices should be use in 120 hours (5 days).
11. Planck Locus in chromaticity coordinates.



PART NUMBER	REV	PAGE	DATE
FD-9RGB-Y2	R101	3/4	2009-04-03



**HIGH POWER LED Typical Electro-Optical Characteristics Curves**



- ① Blue Lamp(InGaN)
- ② White Lamp(InGaN)
- ③ Pure Green Lamp(InGaN)
- ④ Yellow Green Lamp(AlInGaP)
- ⑤ Red Lamp(AlInGaP)
- ⑥ Infrared Lamp(850nm)

PART NUMBER	REV	PAGE	DATE
FD-9RGB-Y2	R101	4/4	2009-04-03

# Mouser Electronics

Authorized Distributor

Click to View Pricing, Inventory, Delivery & Lifecycle Information:

[Adafruit:](#)

[2524](#)