

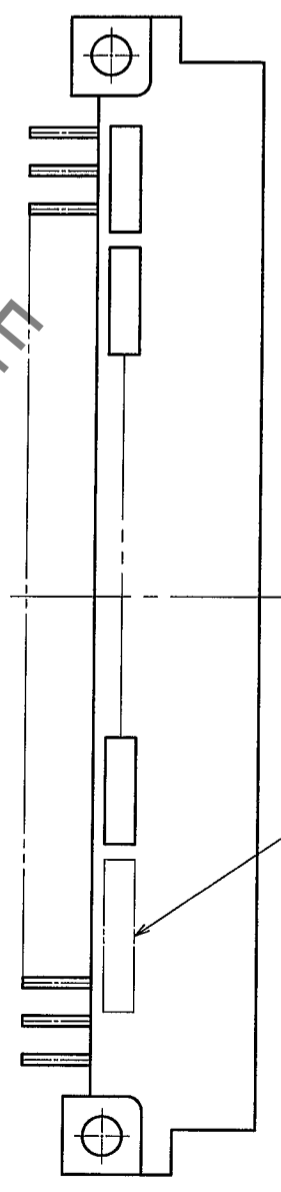
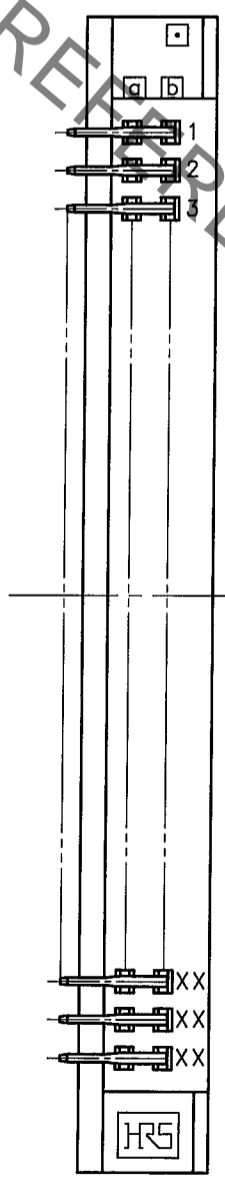
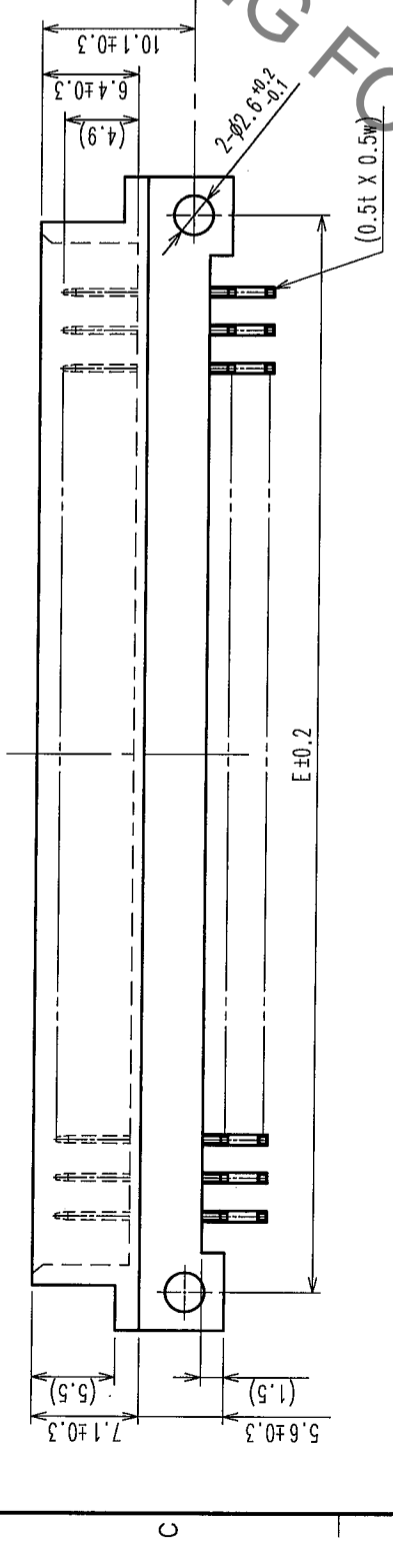
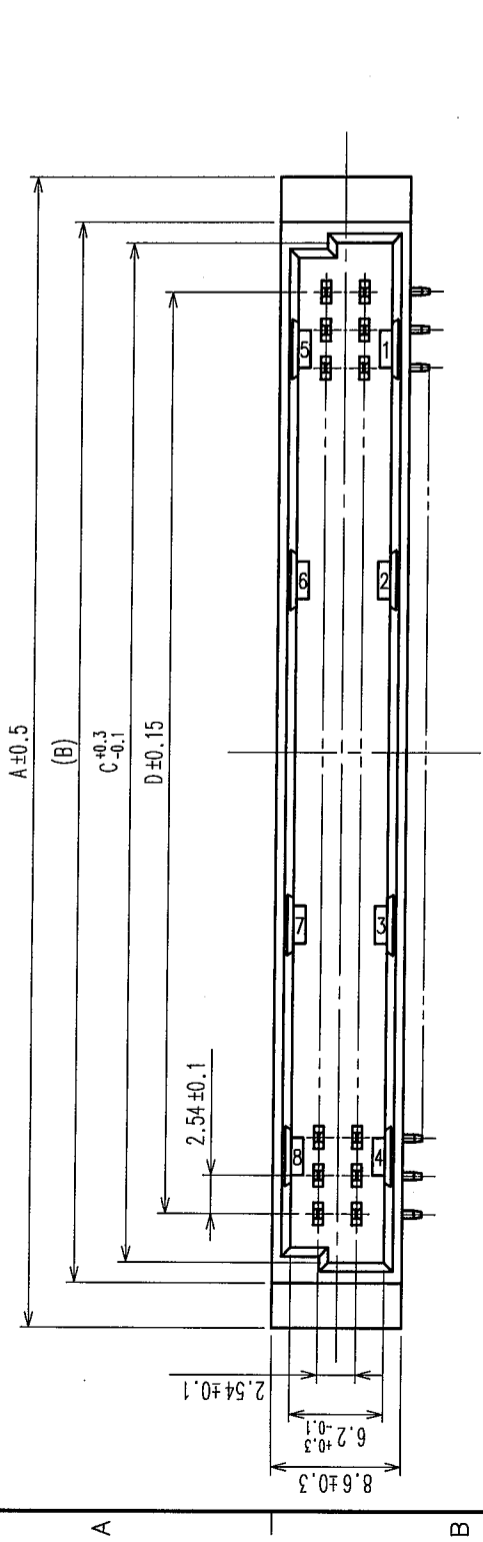
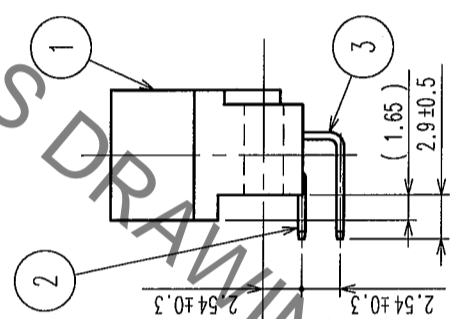
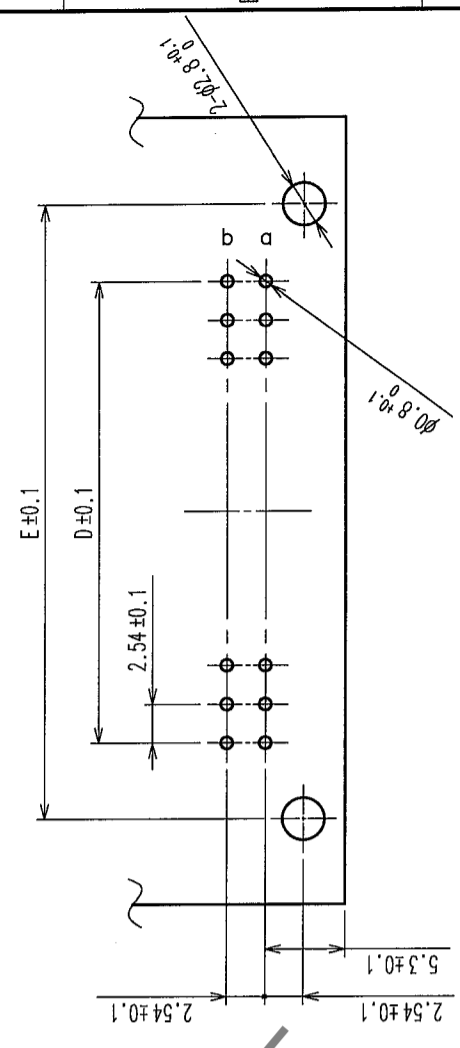
Aug.1.2020 Copyright 2020 HIROSE ELECTRIC CO., LTD. All Rights Reserved.  
 2 In case of consideration for using Automotive equipment / device which demand high reliability, kindly contact our sales window correspondents.

7

8

COUNT	DESCRIPTION OF REVISIONS	BY	CHKD	DATE	COUNT	DESCRIPTION OF REVISIONS	BY	CHKD	DATE
△					△				
△					△				

RECOMMENDED P.C.B HOLE PATTERN(t=1.6±0.1)



LOT NO. MARKING

HRS No.	PART NO.	NUMBER OF CONTACT	A	B	C	D	E
583-0230-9-72	PCN10-16P-2.54DS(72)	16	33.04	27.04	24.39	17.78	27.94
583-0077-3-72	PCN10-20P-2.54DS(72)	20	38.12	32.12	29.47	22.86	33.02
583-0015-6-72	PCN10-32P-2.54DS(72)	32	53.36	47.36	44.71	38.10	48.26
583-0038-1-72	PCN10-44P-2.54DS(72)	44	68.60	62.60	59.95	53.34	63.50
583-0016-9-72	PCN10-50P-2.54DS(72)	50	76.22	70.22	67.57	60.96	71.12
583-0017-1-72	PCN10-64P-2.54DS(72)	64	94.00	88.00	85.35	78.74	88.90
583-0018-4-72	PCN10-90P-2.54DS(72)	90	127.02	121.02	118.37	111.76	121.92
583-0113-5-72	PCN10-100P-2.54DS(72)	100	139.72	133.72	131.07	124.46	134.62

NOTE 1. AS FOR AUG,2005.  
 2. THE DIMENSION IN PARENTHESIS IS FOR REFERENCE.

2,3	BRASS	CONTACT AREA: Ni2.5μm+Au0.2μm
1	PBT	MOUNTING AREA: Ni2.5μm+Sn2μm
NO. MATERIAL		GRAY, UL94V-0

CODE NO. (OLD)	CL	FINISH, REMARKS	RELEASED
DRAWN	M. OGAWA	DESIGNED	H. SAITOU
CHECKED	<i>A. Yamada</i>	APPROVED	<i>K. Hayama</i>
DATE	05.08.29	DATE	05.08.30

DRAWING NO.	EDC3-154140-01	PART NO.	PCN10-*P-2.54DS(72)
SCALE	2:1	CODE NO.	CL583
UNITS	mm		

HRS	HIROSE ELECTRIC CO., LTD.
-----	---------------------------

# Mouser Electronics

Authorized Distributor

Click to View Pricing, Inventory, Delivery & Lifecycle Information:

[Hirose Electric:](#)

[PCN10-64P-2.54DS\(72\)](#)