



# FLYBACK TRANSFORMERS

## EE16

# 1 to 10 W

- Ambient Temperature  $\leq 50^{\circ}\text{C}$
- Primary Reflected Voltage = 90 to 120V
- Dielectric Strength  $\geq 3750\text{Vac}$
- Creepage Distances  $\geq 6\text{mm}$
- Construction conforms to CEI950, CEI335, CEI61558 for reinforced insulation
- Secondaries may be series connected
- Output power can be delivered with any combination of secondaries within the max current limits.

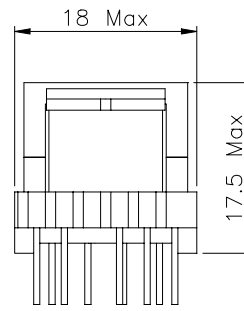
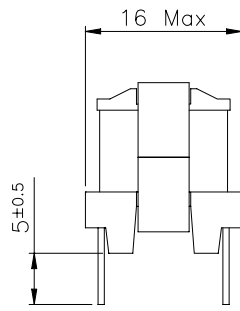
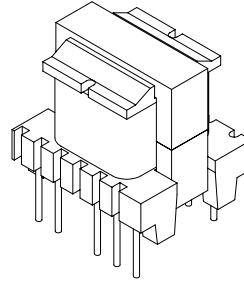
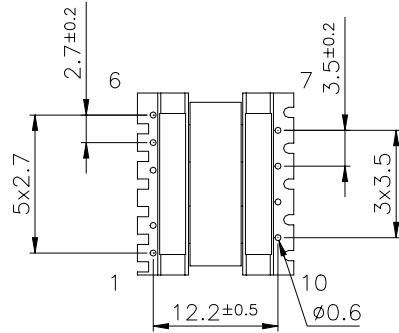
MYRRA Part N°	Control IC	Mains Voltage Range Vac	Total output Power (max) Watts	Outputs				Frequency kHz	Primary Inductance $\mu\text{H}$	Pinout	Remarks
				S1		S2					
				Voltage Range Vdc	Max Current Adc	Voltage Range Vdc	Max Current Adc				
<b>74000</b>	VIPer20	85 - 265	4	4,5 - 6	0,95	11 - 15	0,35	70	3900	Fig.1	
	TOP221P	85 - 265	4	3,3 - 7	1,2	8 - 17	0,35	100			
<b>74001</b>	VIPer20	85 - 265	6	5	1,2			70	3000	Fig.2	Note 1
	VIPer20	85 - 265	3	5	0,6			40			Note 1
	TOP221P	185 - 265	6	3 - 6	1,2			100			
	TOP221P	85 - 265	4,5	3 - 6	0,9			100			
	MC33369	85 - 265	6	3,3 - 6	1,2			100			
	TDA16831	185 - 265	6	4 - 6	1,2			100			
<b>74002</b>	VIPer20	85 - 265	6	14	0,43			70	3000	Fig.2	Note 1
	VIPer20	85 - 265	3	14	0,21			40			Note 1
	TOP221P	185 - 265	6	9 - 18	0,5			100			
	TOP221P	85 - 265	4,5	9 - 18	0,4			100			
	MC33369	85 - 265	6	10 - 18	0,5			100			
	TDA16831	185 - 265	6	11,5 - 17	0,5			100			
<b>74003</b>	VIPer20	85 - 265	6	2,5 - 3,5	1,8	4 - 5,2	1,2	70	3000	Fig.3	
	VIPer20	85 - 265	3	2,5 - 3,5	0,9	4 - 5,2	0,6	40			
	TOP221P	85 - 265	4,5	2 - 4	1,8	3 - 6	1,2	100			
	TOP221P	185 - 265	5	2 - 4	1,8	3 - 6	1,2	100			
	MC33369	85 - 265	6	2,5 - 4	1,8	3,8 - 6	1,2	100			
	TDA16831	185 - 265	6	3 - 4	1,8	4,5 - 6	1,2	100			
<b>74010</b>	VIPer20	85 - 265	8	4,5 - 6	1,6	11 - 15	0,7	70	1660	Fig.1	
	VIPer20	185 - 265	10	4,5 - 6	2	11 - 15	0,85	70			
	TOP222P	85 - 265	8	3,3 - 7	1,6	8 - 17	0,7	100			
	TOP222P	185 - 265	10	3,3 - 7	2	8 - 17	0,85	100			
	MC33369	85 - 265	8	4 - 7	1,6	10 - 17	0,7	100			
	MC33369	185 - 265	10	4 - 7	2	10 - 17	0,85	100			
	TDA16831	92 - 265	7,5	4,8 - 6	1,5	12 - 15	0,62	100			
	TDA16831	185 - 265	10	4,8 - 6	2	12 - 15	0,85	100			
	KA5L0165R	85 - 265	7	5 - 7	1,4	12,5 - 17	0,6	50			
	KA5H0165RN	185 - 265	10	5,6 - 7	1,8	14 - 17	0,7	100			

Note 1 : Regulation with auxiliary winding

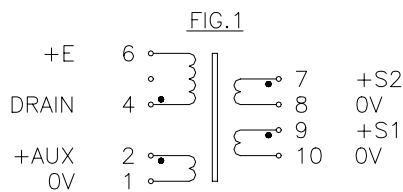
# FLYBACK TRANSFORMERS

## 1 to 10 W

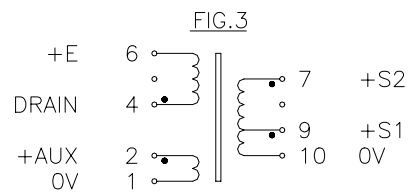
## EE 16



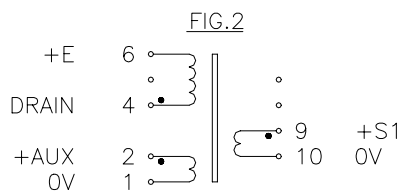
VIEW FROM PIN SIDE  
PCB DRILLING DIAMETER 1.1mm



PIN 3 REMOVED



PIN 3 REMOVED



PIN 3 REMOVED