

BUCHANAN PUSH-IN CLAMP PCB CONNECTORS

Time saving connectivity

TE Connectivity is expanding its Buchanan portfolio with Push-in clamp termination PCB Connectors to enable tool-less wire insertion of ferruled and unferruled wires. This saves up to 80% installation labor time vs. traditional screw-clamp termination, leading to important cost savings.

The design of the PCB Connectors in 3.5 mm and 5.0 mm pitch consists of two-piece plug connectors with mating straight and right angle shrouded headers. TE engineers have designed this product range for use in control system applications to suit high density signal and power applications.

FEATURES

- Compact dimensions with 3.5 mm and 5.0 mm pitch
- Push-in clamp termination
- 2 - 16 poles available
- Straight and right angle shrouded headers available

APPLICATIONS


- Servo/Inverter Drives
- Industrial Controls/PLC
- Safety Controls/Modules
- Power Supply Units
- HVAC

CUSTOMER BENEFITS

- Reduced labor costs due to shorter wiring time with Push-in clamp termination.
- Various pitches and numbers of positions enables design flexibility in a wide range of applications.
- Maintenance-free Push-in clamp technology gives higher uptime and reliability of manufacturing process equipment and control devices.
- Products with Push-in clamp technology are also suitable for use in harsh environments.
- Customer-specific versions are available to enable individual customized solutions.

Buchanan Push-In Clamp PCB Connectors

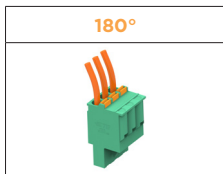
TERMINAL BLOCK VERTICAL PLUG (PITCH 3.5, 5.0 MM)




ELECTRICAL

	PITCH (mm)	UL	IEC		
			Overvoltage category / Pollution degree		
			III / 3	III / 2	II / 2
Operating Voltage(V)	3.50	150	XX	XX	XX
	5.00	300	160	XX	320
Current(A)	3.50	8	XX		
	5.00	16	XX		
Wire Range	3.50	16-24	XX		
	5.00	12-26	XX		
Dielectric Withstand	3.50	XX	XX		
	5.00	2.5kV	2.5kV		
Wire Type		Sol/Str	Sol/Str		
Insulation Resistance	>2000MΩ (500V DC)				
Contact Resistance	<XX mΩ				

DIRECTION OF WIRE ENTRY ANGLE TO PLUG



HEADER MOUNTING ANGLE TYPE TO PCB



MECHANICAL

- **Wire Strip Length:** 9.0-10.0 mm (3.50 mm pitch)
12.0-13.0 mm (5.00 mm pitch)
- **PCB Hole Diameter:** min 1.3 mm
- **PCB Board Thickness:** max 2.4 mm

MATERIAL

- **Housing:** Polyamide 66, UL 94V-0, Green
- **Terminals:** Brass; Finish: Leadfree tin-plated
- **Push Button:** Polyamide 66, Orange
- **Spring:** Stainless steel

ENVIRONMENTAL

Operating Tempe Range: -40 °C ÷ 105 °C (-40 °F ÷ +221 °F)

PRODUCT COMPLIANCE / APPROVALS

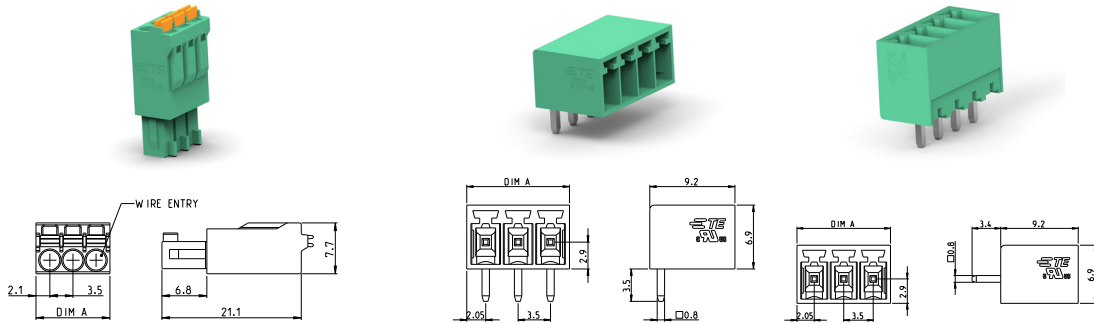
- **RoHS Compliant:**
- **UL approval:** File No. E60677
- **VDE Approval:** pending



Note: Parts listed in this document are approved

Buchanan Push-In Clamp PCB Connectors

PRODUCT SELECTION INFORMATION - TWO-PIECE PLUG WITH CLOSED HEADER - 3.50 MM PITCH

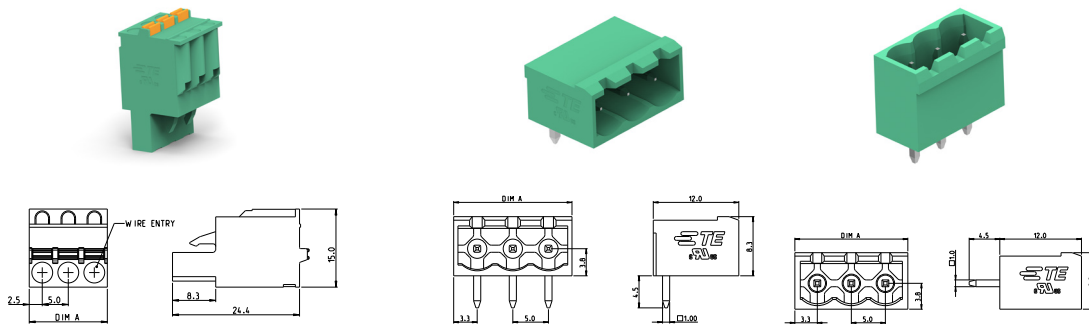


Pitch	Position	Plug		Header With Closed Ends		
		180°	DIM A	90°	180°	DIM A
3.5	2	2350398-2	7.70	2350514-2	2351886-2	7.60
	3	2350398-3	11.20	2350514-3	2351886-3	11.10
	4	2350398-4	14.70	2350514-4	2351886-4	14.60
	5	2350398-5	18.20	2350514-5	2351886-5	18.10
	6	2350398-6	21.70	2350514-6	2351886-6	21.60
	7	2350398-7	25.20	2350514-7	2351886-7	25.10
	8	2350398-8	28.70	2350514-8	2351886-8	28.60
	9	2350398-9	32.20	2350514-9	2351886-9	32.10
	10	1-2350398-0	35.70	1-2350514-0	1-2351886-0	35.60
	11	1-2350398-1	39.20	1-2350514-1	1-2351886-1	39.10
	12	1-2350398-2	42.70	1-2350514-2	1-2351886-2	42.60
	13	1-2350398-3	46.20	1-2350514-3	1-2351886-3	46.10
	14	1-2350398-4	49.70	1-2350514-4	1-2351886-4	49.60
	15	1-2350398-5	53.20	1-2350514-5	1-2351886-5	53.10
	16	1-2350398-6	56.70	1-2350514-6	1-2351886-6	56.60

- All dimensions are in mm.

Buchanan Push-In Clamp PCB Connectors

PRODUCT SELECTION INFORMATION - TWO-PIECE PLUG WITH CLOSED HEADER - 5.00 MM PITCH



Pitch	Position	Plug		Header With Closed Ends		
		180°	DIM A	90°	180°	DIM A
5.00	2	2350397-2	10.0	2350513-2	2351885-2	11.6
	3	2350397-3	15.0	2350513-3	2351885-3	16.6
	4	2350397-4	20.0	2350513-4	2351885-4	21.6
	5	2350397-5	25.0	2350513-5	2351885-5	26.6
	6	2350397-6	30.0	2350513-6	2351885-6	31.6
	7	2350397-7	35.0	2350513-7	2351885-7	36.6
	8	2350397-8	40.0	2350513-8	2351885-8	41.6
	9	2350397-9	45.0	2350513-9	2351885-9	46.6
	10	1-2350397-0	50.0	1-2350513-0	1-2351885-0	51.6
	11	1-2350397-1	55.0	1-2350513-1	1-2351885-1	56.6
	12	1-2350397-2	60.0	1-2350513-2	1-2351885-2	61.6
	13	1-2350397-3	65.0	1-2350513-3	1-2351885-3	66.6
	14	1-2350397-4	70.0	1-2350513-4	1-2351885-4	71.6
	15	1-2350397-5	75.0	1-2350513-5	1-2351885-5	76.6
	16	1-2350397-6	80.0	1-2350513-6	1-2351885-6	81.6

- All dimensions are in mm.

te.com

© 2019 TE Connectivity. All Rights Reserved.

BUCHANAN, TE, TE Connectivity, and the TE Connectivity (logo) are trademarks of TE Connectivity. Other logos, product and company names mentioned herein may be trademarks of their respective owners.

While TE has made every reasonable effort to ensure the accuracy of the information in this brochure, TE does not guarantee that it is error-free, nor does TE make any other representation, warranty or guarantee that the information is accurate, correct, reliable or current. TE reserves the right to make any adjustments to the information contained herein at any time without notice. TE expressly disclaims all implied warranties regarding the information contained herein, including, but not limited to, any implied warranties of merchantability or fitness for a particular purpose. The dimensions in this catalog are for reference purposes only and are subject to change without notice. Specifications are subject to change without notice. Consult TE for the latest dimensions and design specifications.

3-1773982-8 09/19 Tangence