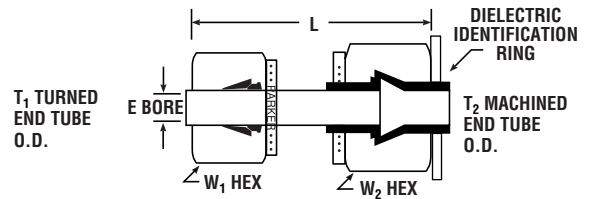
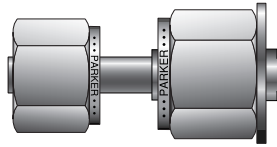


DELTA Dielectric Union Adapter

For fractional tube

includes nuts, machined tube with molded ferrule, preset ferrule, and dielectric identification ring



PARKER ADAPTER PART NO.	INCHES					
	TUBE END T ₁	TUBE END T ₂	L	E BORE	W ₁ HEX	W ₂ HEX
6-8 DELTA	3/8	1/2	2.08	.30	11/16	7/8
8-10 DELTA	1/2	5/8	2.58	.38	7/8	1

NOTE: Makeup instructions included with parts in box when ordered as an Adapter only.

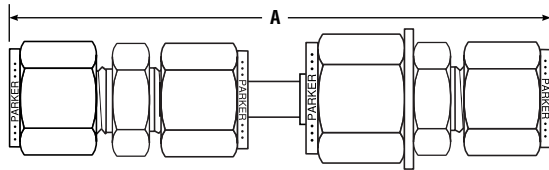
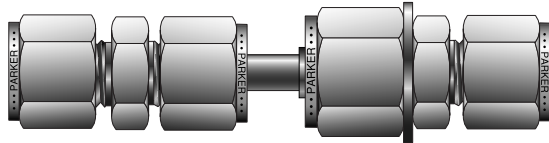
*Other end connectors available upon request.

Dimensions for reference only, subject to change.

DELTA Dielectric Assembly

For fractional tube

includes dielectric union adapter with assembled tube fitting unions



PARKER ASSEMBLY PART NO.	INCHES		
*COMPRESSION	A†	ADAPTER	END CONNECTORS
4H DELTA	4.08	6-8 DELTA	6RU4/8RU4
6H DELTA	4.20	6-8 DELTA	6SC6/8RU6
8H DELTA	4.79	8-10 DELTA	8SC8/10RU8

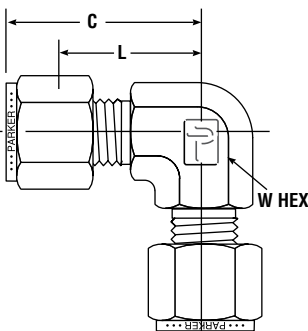
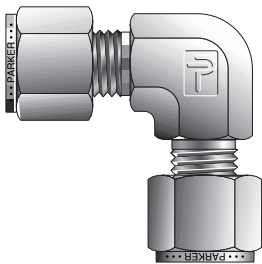
*COMPRESSION-FEMALE PIPE	A	ADAPTER	END CONNECTORS
4G DELTA	3.59	6-8 DELTA	6FSC4N/8FSC4N
6G DELTA	3.71	6-8 DELTA	6FSC6N/8FSC6N
8G DELTA	4.40	8-10 DELTA	8FSC8N/10FSC8N

*COMPRESSION-MALE PIPE	A	ADAPTER	END CONNECTORS
4F DELTA	3.80	6-8 DELTA	6MSC4N/8MSC4N
6F DELTA	3.80	6-8 DELTA	6MSC6N/8MSC6N
8F DELTA	4.58	8-10 DELTA	8MSC8N/10MSC8N

†Finger tight assembly dimensions.

EE Union Elbow

For fractional tube



PARKER PART NO.	INTER-CHANGES WITH	INCHES			
		TUBE O.D.	C	L	W HEX
1EE1	100-9	1/16	.71	.56	3/8
2EE2	200-9	1/8	.88	.62	3/8
3EE3	300-9	3/16	1.00	.74	1/2
4EE4	400-9	1/4	1.06	.77	1/2
5EE5	500-9	5/16	1.17	.88	5/8
6EE6	600-9	3/8	1.20	.91	5/8
8EE8	810-9	1/2	1.42	1.02	13/16
10EE10	1010-9	5/8	1.43	1.03	7/8
12EE12	1210-9	3/4	1.56	1.16	1-1/16
14EE14	1410-9	7/8	1.76	1.36	1-3/8
16EE16	1610-9	1	1.94	1.45	1-3/8
20EE20	2010-9	1-1/4	2.61	1.75	1-5/8
24EE24	2410-9	1-1/2	3.06	2.00	1-7/8
32EE32	3210-9	2	4.22	2.75	2-13/16

NOTE: C dimension is typical finger-tight.

Dimensions for reference only, subject to change.