

**NOTES:**  
 1. ROHS COMPLIANT  
 2. MATERIAL:

PANEL CONNECTOR SOCKET - POLYESTER, UL RATING 94-V0  
 HEADER CONNECTOR - POLYESTER, UL RATING 94-V0  
 LENS - POLYCARBONATE, UL RATING 94-V2  
 MOISTURE SEAL - EPDM  
 LOCKWASHER - STEEL, NICKEL PLATE  
 TERMINALS - PHOSPHOR BRONZE, TIN PLATE  
 WIRE - 24 AWG 1007/1569

3. MOUNTING: HOLE SIZE - 5/16" (8mm) OPENING ON 1/2" CENTERS  
 4. PANEL THICKNESS: .031" (.787mm) MIN - .125" (3.175mm) MAX  
 5. LED LEAD LENGTH:  
 FOR BI-LEADS - .250" ± 0.01" (6.35mm ± 0.254)  
 FOR TRI-LEADS - CONTACT FACTORY  
 6. FOR STANDARD DRY APPLICATIONS USE CMC 441 OR CMC 443 LENS; FOR DUST AND WET  
 CONDITIONS USE CMS 442 OR CMS 444 LENS (EXCEEDS NEMA 6P/IP 67)  
 7. U.S. & FOREIGN PATENT ISSUED

REVISIONS					
ECN #	REV.	DESCRIPTION	DATE	INITIALS	CHK'D
	001	REVISED PER ECR 111009AZ01	11/26/10	KH	DPZ

**CABLE ORDERING CODE EXAMPLE:**  
**CNX 440 E02 4 1 12**

TERMINATION *	
X =	STRIPPED END
E =	SINGLE ROW LOCKING HEADER
D =	DUAL ROW LOCKING HEADER
02 =	2 WIRES
03 =	3 WIRES
04 =	4 WIRES

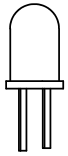
WIRE SIZE *	
4	24 AWG

WIRE COLOR *	
1	WHITE - BLACK
2	RED - BLACK
6	WHITE - BLACK - RED
0	WHITE - BLACK - RED - GREEN

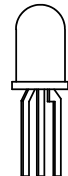
WIRE LENGTH *	
04	4 INCHES (101.6mm)
06	6 INCHES (152.4mm)
08	8 INCHES (203.2mm)
12	12 INCHES (304.8mm)
18	18 INCHES (457.2mm)
24	24 INCHES (609.6mm)

\*CALL FACTORY  
FOR ADDITIONAL  
OPTIONS

LEDS  
(ORDER SEPARATELY)



5MM BI-LEAD

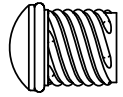


5MM TRI-LEAD

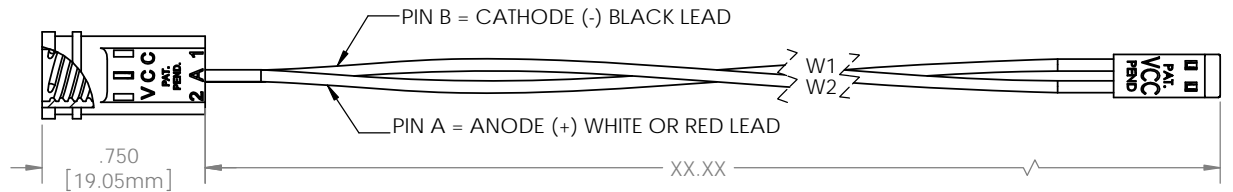
LENS  
(ORDER SEPARATELY)



CMC 441  
CMC 443



CMS 442  
CMS 444



DIMENSION STYLE: INCHES / MM GENERAL TOLERANCES UNLESS OTHERWISE SPECIFIED:  INCHES ± .500 MM ± 12.7	APPROVAL	DATE
	DRAWN KHOWARD	11/26/10
 THIRD ANGLE PROJECTION  PROPRIETARY AND CONFIDENTIAL THE INFORMATION CONTAINED IN THIS DRAWING IS THE SOLE PROPERTY OF VISUAL COMMUNICATIONS COMPANY, INC. ANY REPRODUCTION IN PART OR AS A WHOLE WITHOUT THE WRITTEN PERMISSION OF VISUAL COMMUNICATIONS COMPANY, INC IS PROHIBITED.	CHECKED DPZ	11/29/10
	MATERIAL	
SEE NOTES		
FINISH		
SEE NOTES		
DO NOT SCALE DRAWING		

 12780 DANIELSON CT, SUITE A, POWAY, CA 92064 U.S.A PHONE: (800) 522-5546 EMAIL: vccsales@vccite.com		
TITLE: ASSEMBLY, CNX 440 CABLE		
SIZE	DWG. NO.	001
B	CNX 440 ASSY	
SCALE: 1.75:1		SHEET 1 OF 1

# Mouser Electronics

Authorized Distributor

Click to View Pricing, Inventory, Delivery & Lifecycle Information:

VCC:

[CNX440-X02-4-1-08](#) [CNX440-X02-4-1-24](#) [CNX440-X02-4-1-18](#) [CNX440-X02-4-1-12](#) [CNX440-E02-4-1-12](#) [CNX440-E02-4-1-18](#) [CNX440-E02-4-1-08](#) [CNX440-E02-4-1-24](#) [CNX442-GTP-220-X02-4208](#) [CNX442-RTP-056-X02-4208](#) [CNX442CTPX034624](#) [CNX440E024104](#) [CNX440E024106](#) [CNX440X024104](#) [CNX440X024106](#) [CNX440-X02-4-2-24](#) [CNX440E034612](#)