




ISO 9001 Certified

100% PIM
Tested

LP-STRH-N Series

- Excellent PIM Performance
- Outstanding IL/RL Characteristics
- DC Blocked for Superior Surge Performance
- High Surge Current Rating
- Broadband Multi-Strike Design
- High Power Rated
- Fully Weatherized Housing
- Solid Brass Construction for Durability and Long Life



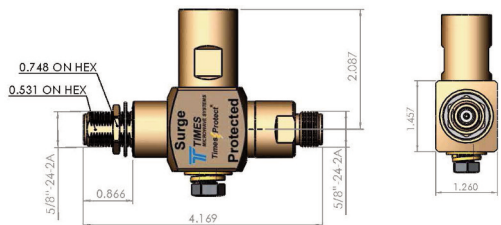
Lightning and Surge Protection for The 21st Century™

The **Times Protect**® LP-STRH-N is an exceptional DC blocked design for superior surge performance, capable of withstanding multiple lightning strikes. The operating band width of 700MHz-2700MHz makes the LP-STRH-N suitable for a broad range of applications. With its excellent passive intermodulation performance, outstanding RF performance over the entire operating band and excellent power handling capability, the LP-STRH-N product is unequalled. Its fully weatherized housing meeting IP67 standard allows for outdoor as well as indoor installation.

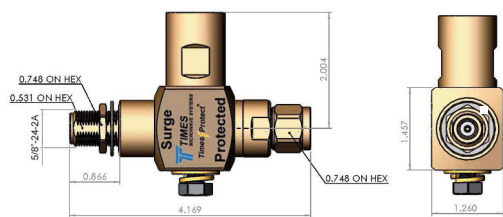
LP-STRH-N Series:

- LP-STRH-NFF
N Female connectors on surge and protected sides
- LP-STRH-NMP
N Male connector on protected side with N Female connector on surge side
- LP-STRH-NMS
N Male connector on surge side with N Female connector on protected side

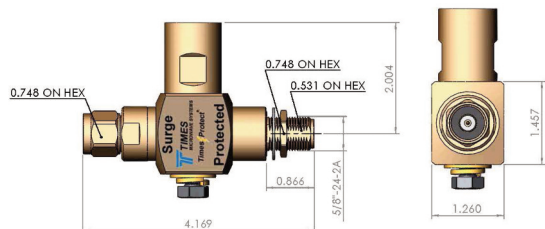




- LP-STRH-NFF
700-2700MHz DC Blocked N Type F/F



- LP-STRH-NMP
700-2700MHz DC Blocked N Type M on Protected



- LP-STRH-NMS
700-2700MHz DC Blocked N Type M on Surge

*All dimensions shown in inches

Electrical Specifications

| | |
|--------------------------|---|
| Impedance | 50 Ω |
| Frequency Range | 700-2700 MHz |
| VSWR/Return Loss | < 1.2:1 / <-24dB (700-840MHz) < 1.1:1 / <-26dB (840-2700MHz) |
| Insertion Loss | < 0.1dB |
| Average Power | 500 Watts |
| PIM | <-160 dBc |
| Maximum Surge Current | 50kA (8x20μs wave-form) |
| Residual Pulse Voltage | < 100V (50kA 8x20μs wave-form) |
| Residual Pulse Voltage | < 1V (4kV/2kA 1.2x50/8x20μs wave-form) |
| Energy Throughput Rating | < 1nJ (4kV/2kA 1.2x50/8x20μs wave-form) |
| Protection Circuit | DC Blocked |

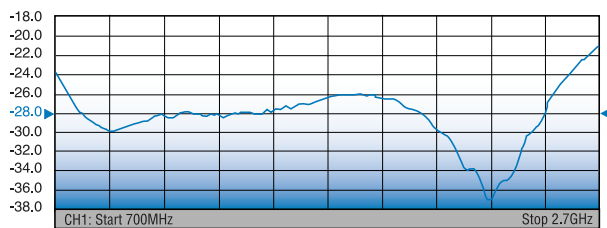
Mechanical / Environmental Specifications

| | |
|---------------------------------|---------------------------------|
| Temp Range Storage/Operating | -40°C - +85°C |
| Weatherization | IEC 60068 55/155/56 & IP67 |
| Thermal Shock | US MIL-STD 202, Meth.107,Cond.B |
| Vibration | US MIL-STD 202, Meth.204,Cond.B |
| Shock | US MIL-STD 202, Meth.213,Cond.I |
| RoHS Compliant | Yes |
| Wear/Mating Cycles | 500 minimum |
| Recommended Coupling Nut Torque | 7 to 10 in-lb |
| Unit Weight | 0.53kg/pc 1.17lb |

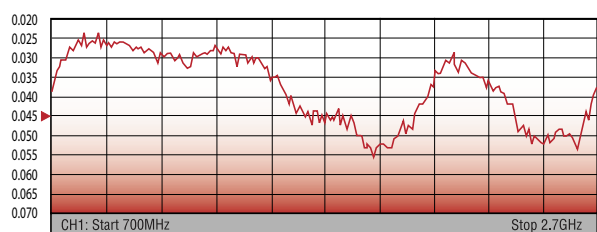
Material Specifications

| Component | Material | Plating |
|------------------------|-----------------|--------------|
| Body | Brass | White Bronze |
| Inner Conductor Male | Brass | Silver |
| Inner Conductor Female | Phosphor Bronze | Silver |
| Coupling Nut | Brass | White Bronze |
| Insulator | PTFE | -- |
| O-Ring | Silicone Rubber | -- |

S11 TYPICAL RETURN LOSS



S21 TYPICAL INSERTION LOSS



Mouser Electronics

Authorized Distributor

Click to View Pricing, Inventory, Delivery & Lifecycle Information:

[Amphenol:](#)

[LP-STRH-NFF](#) [LP-STRH-NMP](#) [LP-STRH-NMS](#)