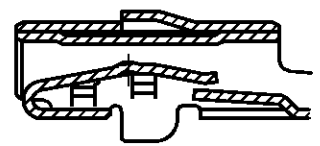
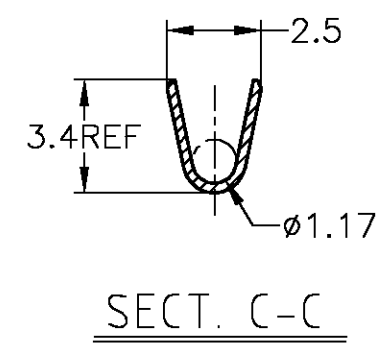
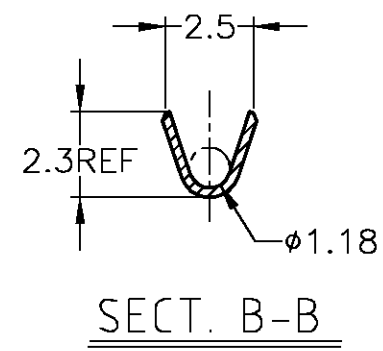
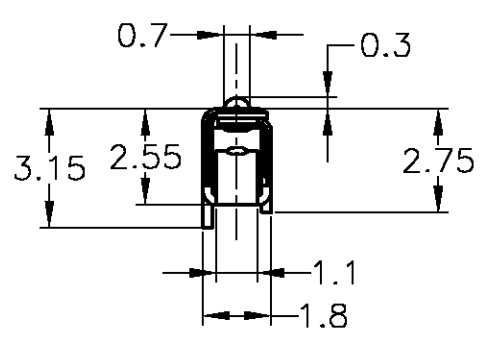
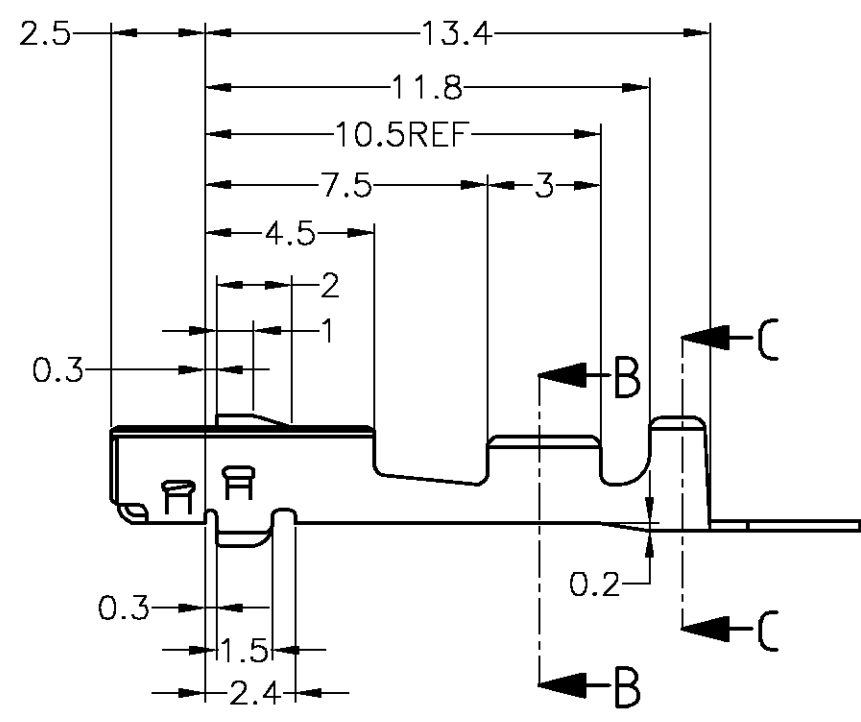
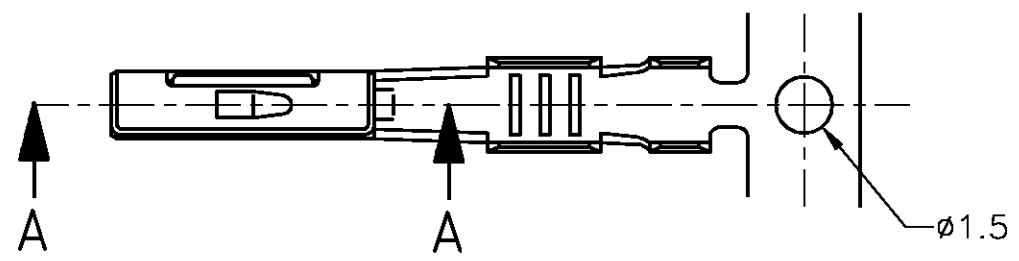
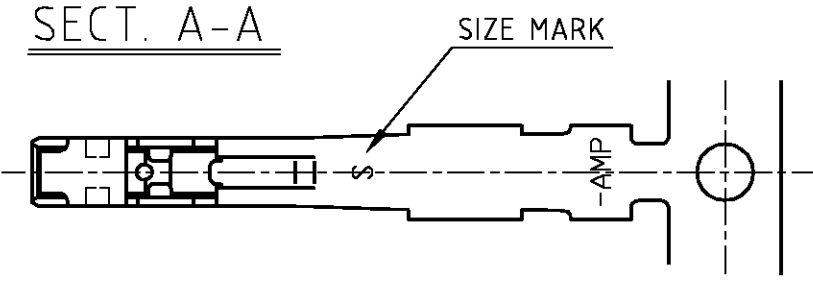


LOC	DIST	REVISIONS						
		P	LTR	DESCRIPTION	DATE	DWN	APVD	
J	-	01		REVISED	ECR-06-001254	17MAY06	MS	KB



SECT. A-A



- 1. 適用電線 ; AVSS, CAVS, CAVUS 0.3~0.85mm<sup>2</sup>  
AVS 0.3~0.5mm<sup>2</sup>  
但し、使用するコネクタによって  
適用電線が制限される場合がある
- 2. 取付適用規格番号 ; 114-5217
  
- 1. APPLICABLE WIRE RANGE;  
AVSS, CAVS, CAVUS 0.3~0.85mm<sup>2</sup>  
AVS 0.3~0.5mm<sup>2</sup>  
BUT, AN APPLIED CONNECTOR OFTEN MAKE  
THE APPLICABLE WIRE RANGE NARROW
- 2. APPLICATION SPEC NO; 114-5217

SEE DRAWING 316836-2	316836-2
PRE-TIN	316836-1
FINISH	PART NUMBER

TOLERANCES UNLESS OTHERWISE SPECIFIED:	
10 <sub>±</sub>	±0.2
30 <sub>±</sub>	> 10 : ±0.25
100 <sub>±</sub>	> 30 : ±0.3
ANGLE : ±3°	

THIS DRAWING IS A CONTROLLED DOCUMENT.	
DIMENSIONS: 単位: 耗 mm	TOLERANCES UNLESS OTHERWISE SPECIFIED: 一般公差
	0 PLC ±-
	1 PLC ±-
	2 PLC ±-
	3 PLC ±-
	4 PLC ±-
	ANGLES ±-
MATERIAL 材料 Cu ALLOY	FINISH 仕上 SEE TABLE

DWN	M.SUGAWARA	17MAY06
CHK	T.SHINOHARA	17MAY06
APVD	K.BETSUI	17MAY06
PRODUCT SPEC	製品規格	
APPLICATION SPEC	取付適用規格	
	114-5217	
WEIGHT	0.27g	
CUSTOMER DRAWING		

<b>Tyco Electronics</b>		Tyco Electronics AMP K.K. Kawasaki, Japan	
NAME 名称		040 III UNSEALED CONTACT RECEPTACLE (S) Sn	
SIZE	CAGE CODE	DRAWING NO 番号	RESTRICTED TO
A3	00779	316836	-
SCALE 尺度		SHEET 1 OF 1	REV 01
5:1			