

**NOTES:**

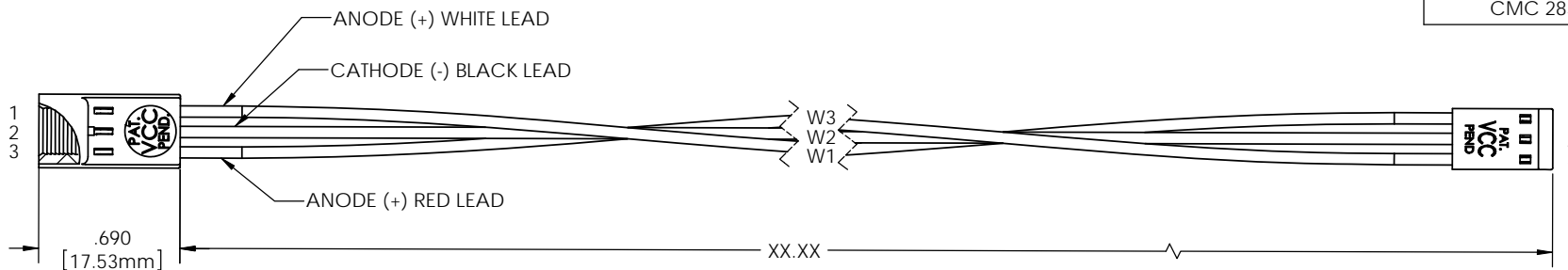
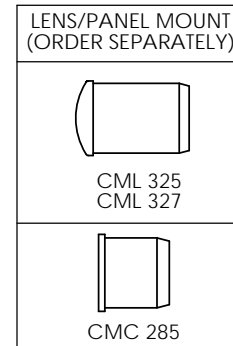
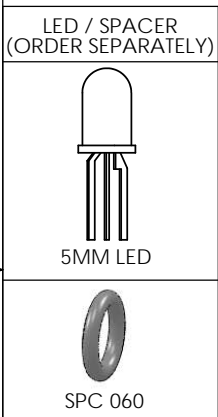
1. ROHS COMPLIANT
2. MATERIAL:  
 PANEL CONNECTOR SOCKET - POLYPROPYLENE, UL RATING 94-HB  
 HEADER CONNECTOR - POLYESTER, UL RATING 94-V0  
 TERMINALS - PHOSPHOR BRONZE, TIN PLATE  
 WIRE - 24 AWG 1007/ 1569
3. MOUNTING: HOLE SIZE - 9/32" (7.14mm)
4. PANEL THICKNESS: .030" (.762mm) MIN - .220" (5.588mm) MAX  
 USING CMC 285:  
 FOR PANEL THICKNESS .030" (.762mm) - .045" (1.143mm) USE 2 SPC 060 SPACERS  
 FOR PANEL THICKNESS .050" (1.27mm) - .100" (2.54mm) USE 1 SPC 060 SPACER  
 FOR PANEL THICKNESS .105" (2.67mm) - .125" (3.175mm) NO SPACER REQUIRED  
 USING CML 325 OR CML 327:  
 FOR PANEL THICKNESS .060" (1.524mm) - .100" (2.54mm) USE 2 SPC 060 SPACERS  
 FOR PANEL THICKNESS .105" (2.667mm) - .125" (3.175mm) USE 1 SPC 060 SPACER  
 FOR PANEL THICKNESS .150" (3.81mm) - .220" (5.588mm) NO SPACER REQUIRED
5. LED LEAD LENGTH: FOR CMC 285 - .350" ± .01" (8.89mm ± 0.254mm)  
 FOR CML 325 OR CML 327 - .275" ± 0.01" (6.985mm ± 0.254mm)
6. U.S. & FOREIGN PATENT ISSUED AND PENDING

REVISIONS				
ECN #	REV	DESCRIPTION	DATE	INITIALS
	001	REVISED PER ECR 111009AZ01	11/26/10	KH

**CABLE ORDERING CODE EXAMPLE:  
 CNX D F 4 6 12**

TERMINATION *		WIRE SIZE *		WIRE COLOR*		WIRE LENGTH *	
X =	STRIPPED END	24	24 AWG	6	WHITE - BLACK - RED	04	4 INCHES (101.6mm)
F =	SINGLE ROW LOCKING HEADER					06	6 INCHES (152.4mm)
						08	8 INCHES (203.2mm)
						12	12 INCHES (304.8mm)
						18	18 INCHES (457.2mm)
						24	24 INCHES (609.6mm)

\* CALL FACTORY FOR ADDITIONAL OPTIONS



DIMENSION STYLE: INCHES / MM GENERAL TOLERANCES UNLESS OTHERWISE SPECIFIED: INCHES ±.500 MM ± 12.7	MATERIAL SEE NOTES	<b>VCC</b>   OPTOELECTRONICS 190 BOSSTICK BLVD. SUITE 101 SAN MARCOS, CA 92069 U.S.A. PHONE: (760) 560-1300, FAX: (760) 560-1301 EMAIL: vccsales@vcc-lite.com		
	FINISH SEE NOTES	TITLE: <b>CNX D CABLE ASSEMBLY</b>		
PROPRIETARY AND CONFIDENTIAL THE INFORMATION CONTAINED IN THIS DRAWING IS THE SOLE PROPERTY OF VISUAL COMMUNICATIONS COMPANY, INC. ANY REPRODUCTION IN PART OR AS A WHOLE WITHOUT THE WRITTEN PERMISSION OF VISUAL COMMUNICATIONS COMPANY, INC. IS PROHIBITED.	APPROVAL	DATE	SIZE	DWG. NO.
	DRAWN K.Howard CHECKED DPZ	11/26/10 11/29/10	<b>B</b> SCALE: 1.75:1	<b>CNX D ASSY</b> SHEET 1 OF 1

# Mouser Electronics

Authorized Distributor

Click to View Pricing, Inventory, Delivery & Lifecycle Information:

VCC:

[CNX\\_D\\_F\\_2\\_6\\_04](#) [CNX\\_D\\_F\\_4\\_6\\_04](#) [CNX\\_D\\_F\\_4\\_6\\_08](#) [CNX\\_D\\_F\\_4\\_6\\_12](#) [CNX\\_D\\_F\\_4\\_6\\_18](#)  
[CNX\\_D\\_F\\_4\\_6\\_24](#) [CNX\\_D\\_X\\_4\\_6\\_06](#) [CNX\\_D\\_X\\_4\\_6\\_08](#) [CNX\\_D\\_X\\_4\\_6\\_12](#) [CNX\\_D\\_X\\_4\\_6\\_18](#)  
[CNX\\_D\\_X\\_4\\_6\\_24](#)