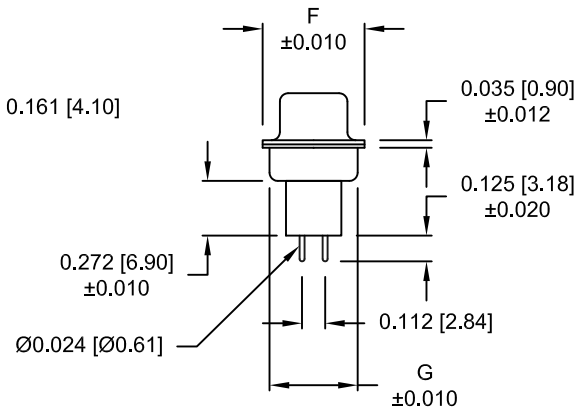
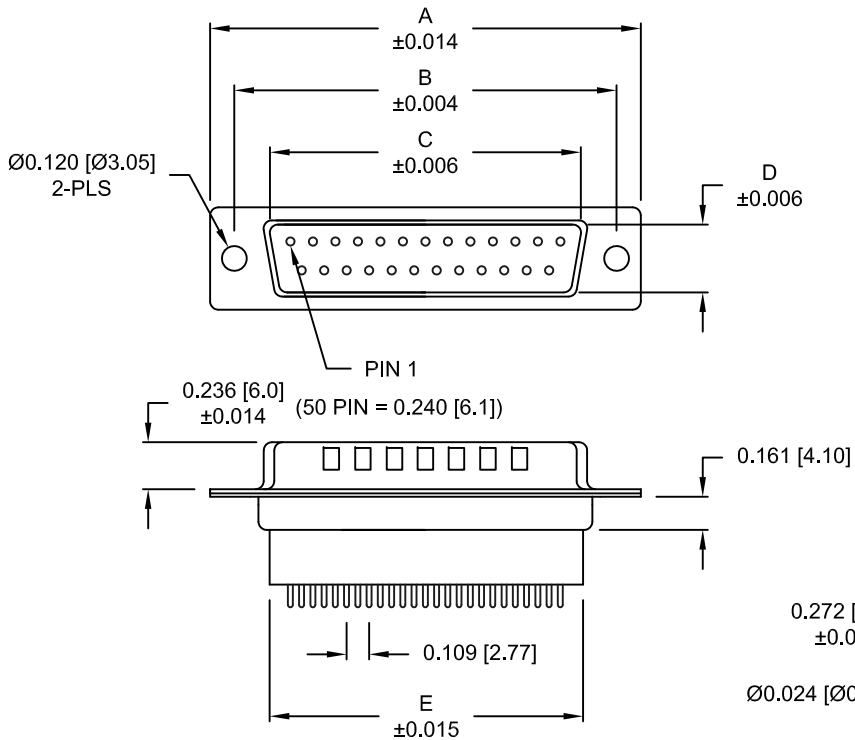


DESCRIPTION: MALE - DIP SOLDER - HIGH PROFILE

DIMENSIONS

No. OF PINS	A	B	C	D	E	F	G
9	1.213	0.984	0.666	0.329	0.618	0.496	0.429
	30.80	24.99	16.92	8.36	15.70	12.60	10.90
15	1.541	1.312	0.994	0.329	0.933	0.496	0.429
	39.15	33.32	25.25	8.36	23.70	12.60	10.90
25	2.087	1.852	1.534	0.329	1.496	0.496	0.429
	53.00	47.04	38.96	8.36	38.00	12.60	10.90
37	2.728	2.500	2.182	0.329	2.142	0.496	0.429
	69.30	63.50	55.42	8.36	54.40	12.60	10.90
50	2.638	2.402	2.079	0.436	2.039	0.602	0.535
	67.00	61.00	52.80	11.07	51.80	15.30	13.60



172-YYY-18YLYY1

SERIES _____
 POSITIONS _____
 009 _____
 015 _____
 025 _____
 037 _____
 050 _____
 GENDER _____
 1 = MALE
 TERMINATION _____
 8 = HIGH PROFILE VERTICAL
 SHELL PLATING _____
 3 = NICKEL (GROUND INDENTS)
 RoHS COMPLIANT _____
 HARDWARE OPTIONS _____
 00 = NO HARDWARE
 01 = .098" CLINCH NUT (BOARD SIDE)
 02 = .236" CLINCH NUT (BOARD SIDE)
 03 = .236" CLINCH NUT (MATING SIDE)
 PLATING OPTIONS _____
 1 = GOLD FLASH
 2 = 30u" GOLD

MATERIAL:

SHELL: STEEL, NICKEL PLATED
 INSULATOR: UL 94V-O RATED, PBT-BLACK
 PROCESS TEMP: 230°C
 CONTACTS: BRASS - GOLD PLATED

ELECTRICAL:

CURRENT RATING: 5 AMPS
 CONTACT RESISTANCE: 15 mOhms Max.
 INSULATION RESISTANCE: 1,000 MOhms min.
 VOLTAGE: 250VAC RMS
 TEMPERATURE: -50° C TO 100° C

DO NOT SCALE FROM DRAWING



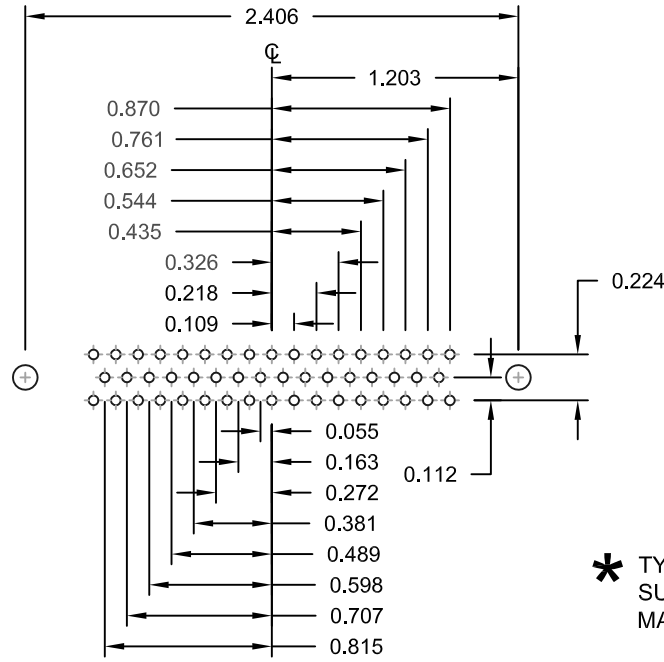
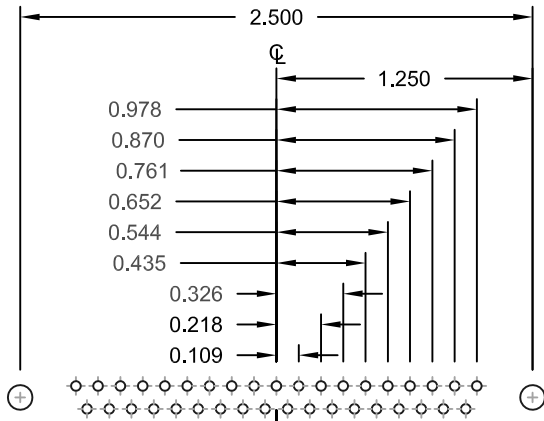
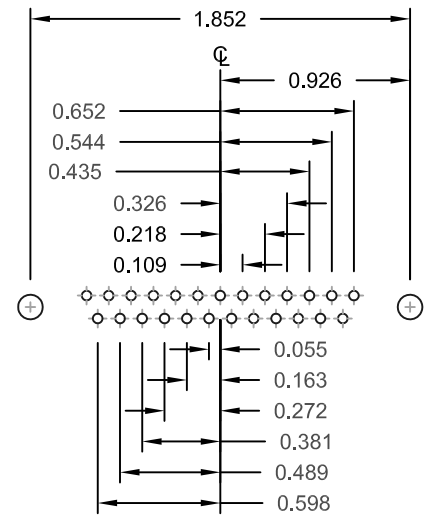
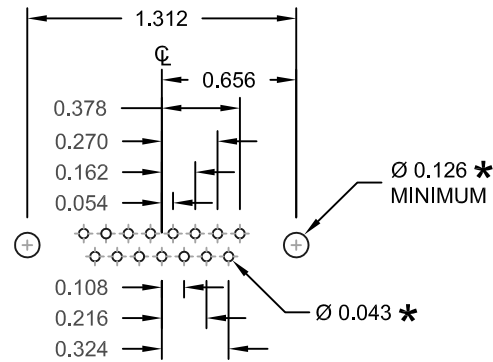
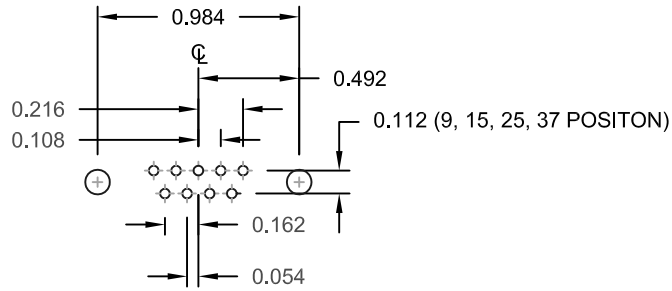
THESE DRAWINGS AND SPECIFICATIONS ARE THE PROPERTY OF NorComp AND SHALL NOT BE REPRODUCED, COPIED OR USED AS THE BASIS FOR THE MANUFACTURE OF SALE OF APPARATUS WITHOUT WRITTEN PERMISSION.

DRAWN: WAYNE ROBBINS		DATE: 08-23-98	
SCALE: NTS	SHEET 1 OF 3	REV 18	
DWG NO. 172-YYY-18YLYY1			

NorComp

RoHS COMPLIANT

DESCRIPTION: PCB LAYOUT - STANDARD "D" - MALE & FEMALE



UNITS = inch

* TYP. SUGGESTED SIZE MAY NOT BE SUITABLE FOR ALL APPLICATIONS

DO NOT SCALE FROM DRAWING



THESE DRAWINGS AND SPECIFICATIONS ARE THE PROPERTY OF NorComp AND SHALL NOT BE REPRODUCED, COPIED OR USED AS THE BASIS FOR THE MANUFACTURE OF SALE OF APPARATUS WITHOUT WRITTEN PERMISSION.

DRAWN: WAYNE ROBBINS		DATE: 08-23-98	
SCALE: NTS	SHEET 2	OF 3	REV 18
DWG NO. 172-YYY-18YLYY1			

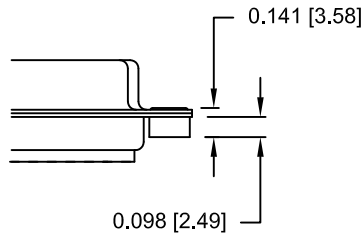
NorComp

DESCRIPTION: CLINCH NUT HARDWARE

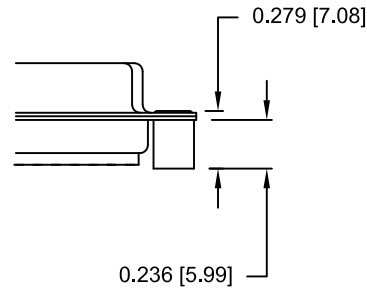
TOLERANCE:
ALL DIMENSIONS ARE ± 0.010

ALL CLINCH-NUTS ARE 4-40 INTERNAL THREADS

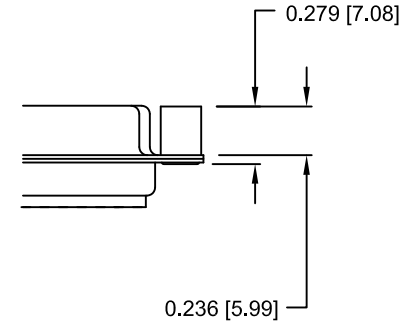
01X 0.098" (BOARD SIDE)



02X 0.236" (BOARD SIDE)



03X..... 0.236" (MATING SIDE)



DO NOT SCALE FROM DRAWING



THESE DRAWINGS AND SPECIFICATIONS ARE THE PROPERTY OF NorComp AND SHALL NOT BE REPRODUCED, COPIED OR USED AS THE BASIS FOR THE MANUFACTURE OF SALE OF APPARATUS WITHOUT WRITTEN PERMISSION.

DRAWN:
WAYNE ROBBINS

DATE:
08-23-98

NorComp

SCALE: NTS SHEET 3 OF 3 REV 18

DWG NO. 172-YYY-18YLYY1

RoHS COMPLIANT

Mouser Electronics

Authorized Distributor

Click to View Pricing, Inventory, Delivery & Lifecycle Information:

NorComp:

[172-009-183L031](#) [172-009-183L001](#) [172-015-183L001](#) [172-015-183L011](#) [172-015-183L021](#) [172-015-183L031](#)
[172-015-283L001](#) [172-025-183L001](#) [172-025-183L011](#) [172-025-183L021](#) [172-025-183L031](#) [172-025-283L001](#) [172-](#)
[037-183L001](#) [172-037-183L011](#) [172-037-183L021](#) [172-037-183L031](#) [172-037-283L001](#) [172-050-183L001](#) [172-050-](#)
[183L011](#) [172-050-183L021](#) [172-050-183L031](#) [172-050-283L001](#)