

Features

Regulated Converters

- Regulated output with internal linear regulator
- Isolated 1W power in SMD package
- Up to 2kVDC isolation
- Industry standard pinout
- -40°C to +100°C operating temperature
- IEC/EN/UL62368-1 certified, CB report



R1ZX

**1 Watt
SMD
Single Output**



Description

The R1ZX is similar to the R1SX but with the addition of an internal linear regulator to give a precise, load-independent and low noise output. The output is also continuously short circuit protected. In the event of a continuous overload or over-temperature condition, the output will shut down thus protecting the converter from damage. The output will automatically restart once the fault condition has been lifted. Typical applications include isolated 5V supplies for sensor, bus-interface and test and measurement circuits.

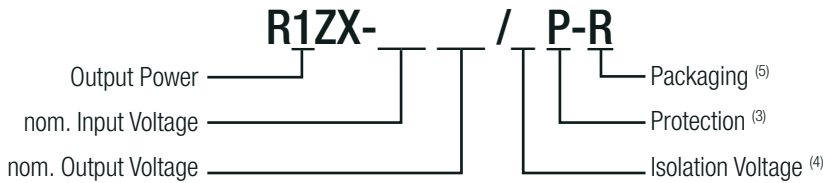
Selection Guide

Part Number	nom. Input Voltage [VDC]	Output Voltage [VDC]	Output Current [mA]	Efficiency typ. ⁽¹⁾ [%]	max. Capacitive Load ⁽²⁾ [µF]
R1ZX-0505/P ⁽³⁾	5	5	200	68	1000

Notes:

- Note1: Efficiency is tested at nominal input and full load at +25°C ambient
 Note2: Max Cap Load is tested at nominal input and full resistive load

Model Numbering



Notes:

- Note3: standard part is with continuous short circuit protection
 Note4: without suffix „/H“, standard isolation voltage (1kVDC/1 second)
 with suffix „/H“, high isolation voltage (2kVDC/1 second)
 Note5: with suffix „-R“, standard packaging tape and reel
 with suffix „-Tray“ for optional tray packaging

Ordering Examples:

R1ZX-0505/P-R	5Vin	5Vout	Single Output	1kVDC/ 1 minute isolation	with SCP function	tape and reel packaging
R1ZX-0505/HP-R	5Vin	5Vout	Single Output	2kVDC/1 minute isolation	with SCP function	tape and reel packaging
R1ZX-0505/P-Tray	5Vin	5Vout	Single Output	1kVDC/ 1 minute isolation	with SCP function	tray packaging
R1ZX-0505/HP-Tray	5Vin	5Vout	Single Output	2kVDC/1 minute isolation	with SCP function	tray packaging

UL62368-1 certified
 CAN/CSA-C22.2 No. 62368-1-14 certified
 UL60950-1 certified
 CAN/CSA-C22.2 No. 60950-1-07 certified
 IEC/EN62368-1 certified
 IEC/EN60950-1 certified
 CB report
 EN55032 compliant

Specifications (measured @ Ta= 25°C, nom. Vin, full load and after warm-up unless otherwise stated)

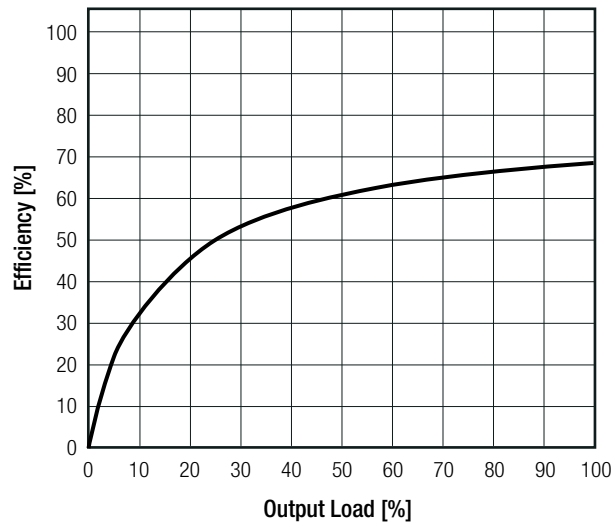
BASIC CHARACTERISTICS

Parameter	Condition	Min.	Typ.	Max.
Internal Input Filter				capacitor
Input Voltage Range	nom. Vin = 5VDC		±5.0%	
Input Current			300mA	
Quiescent Current	nom. Vin = 5VDC		20mA	
Minimum Load		0%		
Internal Operating Frequency		20kHz		
Output Ripple and Noise ⁽⁶⁾	20MHz BW		30mVp-p	100mVp-p

Notes:

Note6: Measurements are made with a 0.1µF MLCC across output. (low ESR)

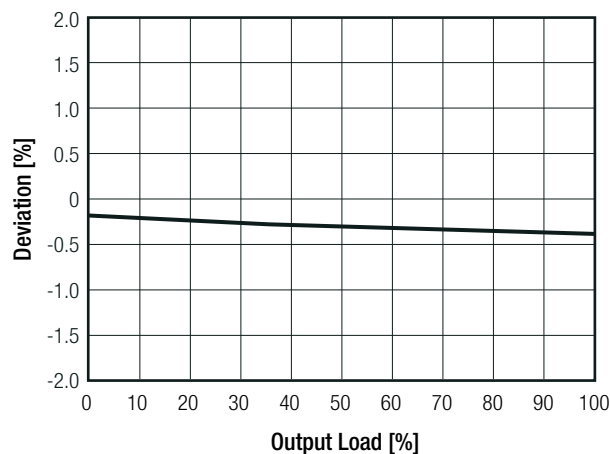
Efficiency vs. Load



REGULATIONS

Parameter	Condition	Value
Output Accuracy		-0.5 typ. / ±2.0% max.
Line Regulation	low line to high line, full load	±1.0% max.
Load Regulation	0% to 100% load	0.5 typ. / 1.0% max.

Deviation vs. Load



Specifications (measured @ Ta= 25°C, nom. Vin, full load and after warm-up unless otherwise stated)

PROTECTIONS

Parameter	Type		Value
Short Circuit Protection (SCP)	below 100mΩ		continuous, automatic recovery
Isolation Voltage	I/P to O/P	standard	tested for 1 second rated for 1 minute ⁽⁷⁾ 1kVDC 500VAC
		with suffix "/H"	tested for 1 second rated for 1 minute ⁽⁷⁾ 2kVDC 1kVAC
Isolation Resistance			10GΩ min.
Isolation Capacitance			100pF max.
Leakage Current	standard with suffix "/H"		1μA max. 2μA max.
Insulation Grade			functional

Notes:

Note7: For repeat Hi-Pot testing, reduce the time and/or the test voltage

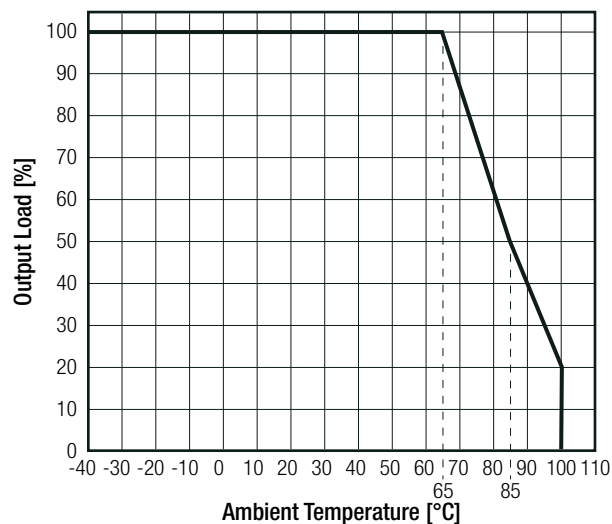
Note8: Refer to local safety regulations if input over-current protection is also required. Recommended fuse: slow blow type

ENVIRONMENTAL

Parameter	Condition		Value
Operating Temperature Range	full load @ natural convection 0.1m/s (see graph)		-40°C to +65°C
Operating Altitude			5000m
Operating Humidity	non-condensing		5% - 95% RH max.
Pollution Degree			PD2
Vibration			according to MIL-STD-202G
MTBF	according to MIL-HDBK-217F, G.B.	+25°C	14400 x 10 ³ hours
		+65°C	3700 x 10 ³ hours

Derating Graph

(@ Chamber and natural convection 0.1 m/s)



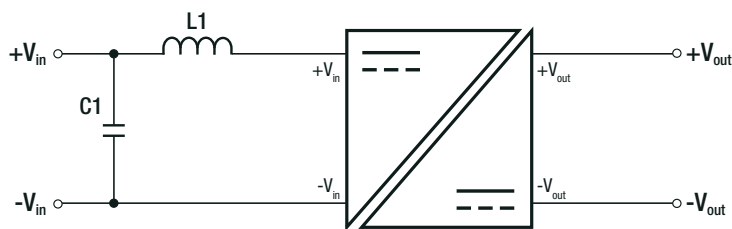
Specifications (measured @ Ta= 25°C, nom. Vin, full load and after warm-up unless otherwise stated)

SAFETY AND CERTIFICATIONS

Certificate Type (Safety)	Report / File Number	Standard
Audio/video, information and communication technology equipment - Safety requirements	E224736	UL62368-1, 2nd Edition, 2014 CAN/CSA -C22.2 No. 62368-1-14, 2nd Edition
Information Technology Equipment, General Requirements for Safety		UL60950-1, 2nd Edition, 2014 CAN/CSA C-22.2 No. 60950-1-07, 2nd Edition
Audio/video, information and communication technology equipment - Safety requirements (CB Scheme)	E224736-4788277362-1	IEC62368-1:2014, 2nd Edition
Audio/video, information and communication technology equipment - Safety requirements		EN62368-1:2014 + A11:2017
Information Technology Equipment, General Requirements for Safety (CB Scheme)	E224736-4788277362-2	IEC60950-1:2005, 2nd Edition + A2:2013
Information Technology Equipment, General Requirements for Safety		EN60950-1:2006 + A2:2013
RoHS2+		RoHS 2011/65/EU + AM2015/863

EMC Compliance	Condition	Standard / Criterion
Electromagnetic Compatibility of Multimedia Equipment - Emission Requirements	with external filter (see filter suggestion below)	EN55032:2015 + AC:2016, Class B
ESD Electrostatic discharge immunity test	Air: ±6kV ; Contact: ±4kV	EN61000-4-2:2009, Criteria A
Fast Transient and Burst Immunity	±0.5kV	EN61000-4-4:2012, Criteria A
Surge Immunity	±1.0kV	EN61000-4-5:2017, Criteria A

EMC Filtering Suggestions for EN55032



Component List Class A

C1	L1
2.2µF 10V MLCC	5.6µH choke RLS-567

Component List Class B

C1	L1
10µF 10V MLCC	5.6µH choke RLS-567

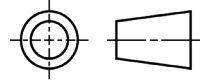
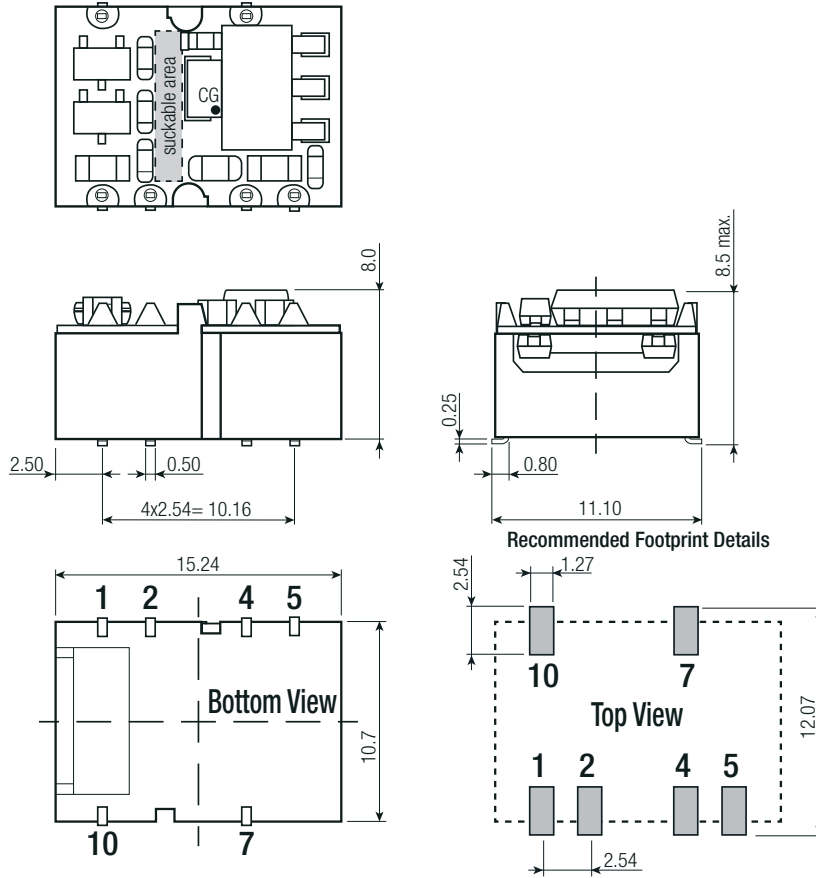
DIMENSION and PHYSICAL CHARACTERISTICS

Parameter	Type	Value
Material	base PCB	black plastic, (UL94V-0) FR4, (UL94V-0)
Dimension (LxWxH)		15.24 x 11.10 x 8.5mm
Weight		1.6g typ.

continued on next page

Specifications (measured @ Ta= 25°C, nom. Vin, full load and after warm-up unless otherwise stated)

Dimension Drawing (mm)



Pin Connection

Pin #	Single
1	-Vin
2	+Vin
4,5	-Vout
7	+Vout
10	NC

CG= center of gravity

NC= no connection

Tolerance: xx.x= ±0.5mm

xx.xx= ±0.25mm

Pin dimension: ±0.1mm

PACKAGING INFORMATION

Packaging Dimension (LxWxH)	tape and reel (carton)	355.0 x 340.0 x 35.0mm
	reel	330.2 x 330.2 x 30.0mm
	tray	260.0 x 205.0 x 27.0mm
Packaging Quantity	tape and reel	250pcs
	tray	30pcs
Tape Width		24.0mm
Storage Temperature Range		-55°C to +125°C
Storage Humidity		5% - 95% RH max.

The product information and specifications may be subject to changes even without prior written notice. The product has been designed for various applications; its suitability lies in the responsibility of each customer. The products are not authorized for use in safety-critical applications without RECOM's explicit written consent. A safety-critical application is an application where a failure may reasonably be expected to endanger or cause loss of life, inflict bodily harm or damage property. The applicant shall indemnify and hold harmless RECOM, its affiliated companies and its representatives against any damage claims in connection with the unauthorized use of RECOM products in such safety-critical applications.

Mouser Electronics

Authorized Distributor

Click to View Pricing, Inventory, Delivery & Lifecycle Information:

RECOM:

[R1ZX-0505/HP-Tray](#) [R1ZX-0505/P-R](#) [R1ZX-0505/HP-R](#) [R1ZX-0505/P-Tray](#)