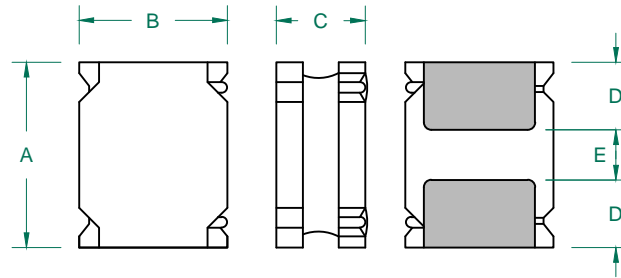


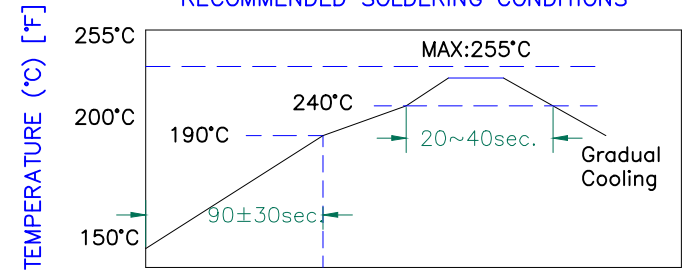
# TYS252012L1R0N-10

## PHYSICAL DIMENSIONS:

A	2.50	±	0.20
B	2.00	±	0.20
C	1.20	+ -	0.20 0.30
D	0.80	±	0.20
E	0.80	±	0.20



## RECOMMENDED SOLDERING CONDITIONS

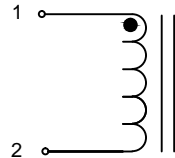
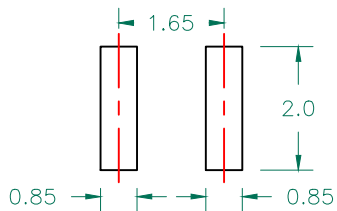


## ELECTRICAL SPECIFICATION

	Min	Typ	Max
INDUCTANCE (uH) L @ 100KHz/1V ± 30%	0.70	1.00	1.30
DCR (Ω)			0.083
Saturation Current(A)		2.90	2.59

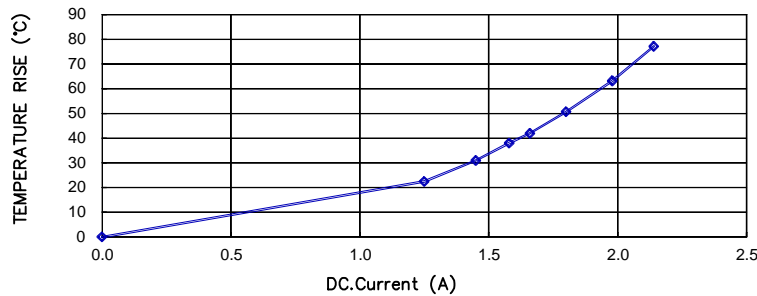
SRF (MHz)	110
Temperature Rise Current (A)	1.93

## LAND PATTERNS FOR REFLOW SOLDERING

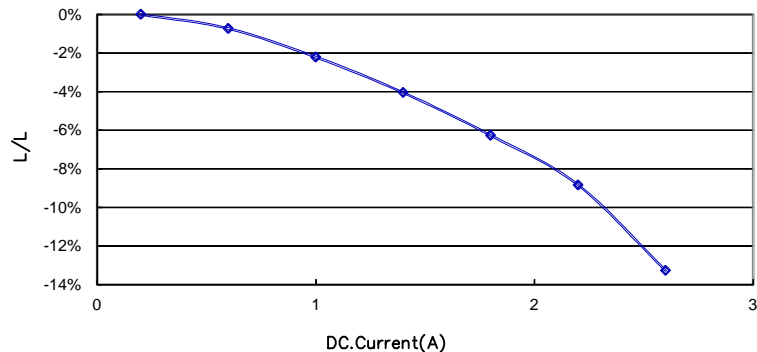


RoHS

## CHARACTERISTICS OF TEMPERATURE RISE



## CURRENT VS INDUCTANCE DROP IN RATES



NOTES: UNLESS OTHERWISE SPECIFIED

- OPERATING TEMPERATURE RANGE: -40°C TO +125°C (INCLUDING SELF-HEATING) .
- STORAGE TEMPERATURE RANGE (PACKAGING CONDITIONS): -10°C TO +40°C AND RH 70% (MAX.)
- UNLESS OTHERWISE SPECIFIED, THE STANDARD ATMOSPHERIC CONDITIONS FOR MEASUREMENT/TEST AS:
  - AMBIENT TEMPERATURE: 20±15°C.
  - RELATIVE HUMIDITY: 65%±20%.
- DEFINITION OF SATURATION CURRENT (ISAT): DC CURRENT AT WHICH THE INDUCTANCE DROPS ≤30% FROM ITS VALUE WITHOUT CURRENT.
- DEFINITION OF TEMPERATURE RISE CURRENT (IRMS): DC CURRENT THAT CAUSES THE TEMPERATURE RISE (ΔT ≤40°C) FROM 20°C AMBIENT.

DIMENSIONS ARE IN mm .				This print is the property of Laird Tech. and is loaned in confidence subject to return upon request and with the understanding that no copies shall be made without the written consent of Laird Tech. All rights to design or invention are reserved.			
PROJECT/PART NUMBER:				REV		PART TYPE:	
C CHANGE DIMENSIONS: A/B/C/D/E				01/16/18		QIU	
B CHANGE TEMP. FROM -25°C~+125°C				12/26/12		QIU	
A ORIGINAL DRAFT				07/06/12		QIU	
REV				DESCRIPTION		DATE INT	
TYS252012L1R0N-10-C				DATE: 07/06/12		SCALE: NTS	
				TOOL #		SHEET: 1 of 1	



# Mouser Electronics

Authorized Distributor

Click to View Pricing, Inventory, Delivery & Lifecycle Information:

[Laird Performance Materials:](#)

[TYS252012L1R0N-10](#)