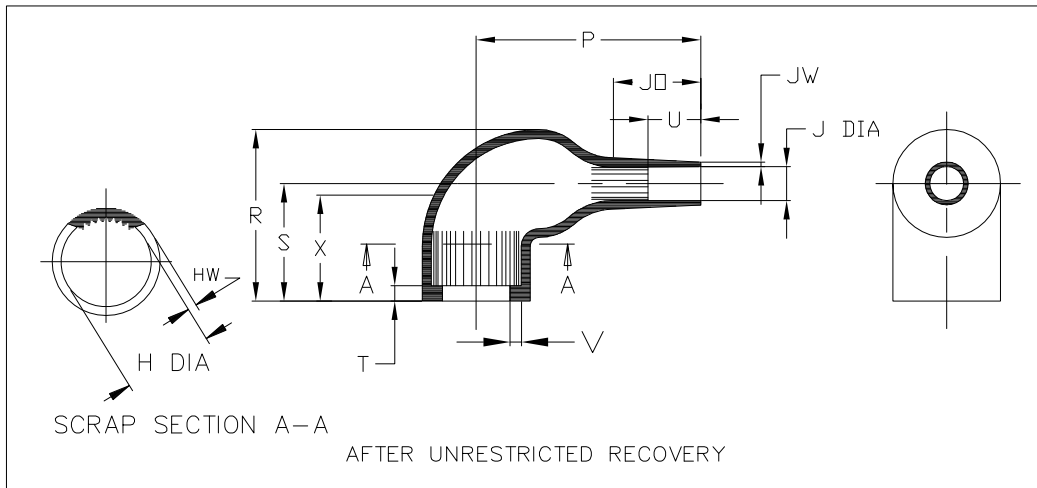
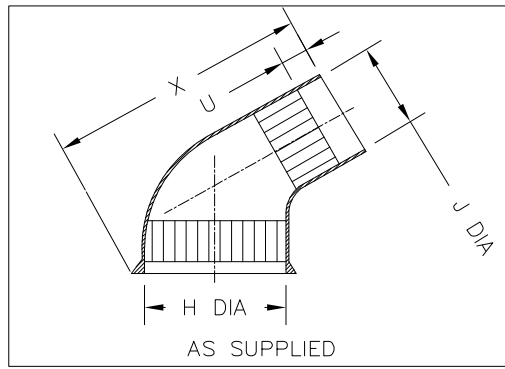


REVISIONS

P	LTR	DESCRIPTION	DATE	DWN	APVD
	1	PRODUCTION ISSUE	24JUN2016	KH	AP



Part No.	H		J		P	R	S	T	U		V	JO	X	HW	JW				
	Min	Max	Min	Max					±10%	±10%						±10%	±10%	Min	±10%
	a	b	a	b					b	b						b	b	a	b
222S121-100C-0	14 [.55]	10.4 [.41]	10 [.39]	5.0 [.20]	30 [1.18]	25 [.98]	19 [.75]	3.0 [.12]	5.0 [.20]	10 [.39]	1.0 [.04]	15 [.59]	47 [1.85]	1.5 [.06]	1.0 [.04]				
222S132-100C-0	20 [.79]	14.2 [.56]	12 [.47]	6.0 [.24]	38 [1.50]	28 [1.10]	20 [.79]	3.0 [.12]	5.0 [.20]	10 [.39]	1.0 [.04]	17 [.67]	57 [2.24]	1.5 [.06]	1.0 [.04]				
222S142-100C-0	26 [1.02]	18.0 [.71]	14 [.55]	7.2 [.28]	42 [1.65]	31 [1.22]	21 [.83]	3.0 [.12]	6.0 [.24]	10 [.39]	1.0 [.04]	18 [.71]	64 [2.52]	2.0 [.08]	1.0 [.04]				
222S152-100C-0	31 [1.22]	22.4 [.88]	20 [.79]	8.5 [.33]	51 [2.01]	38 [1.50]	26 [1.02]	3.0 [.12]	7.0 [.28]	12 [.47]	1.0 [.04]	20 [.79]	76 [2.99]	2.0 [.08]	1.0 [.04]				
222S163-100C-0	38 [1.50]	28.2 [1.11]	24 [.94]	10.0 [.39]	67 [2.64]	45 [1.77]	30 [1.18]	3.0 [.12]	12 [.47]	20 [.79]	1.7 [.07]	28 [1.10]	92 [3.62]	2.2 [.09]	1.5 [.06]				
222S174-100C-0	41 [1.61]	35.1 [1.38]	32 [1.26]	15.8 [.62]	80 [3.15]	54 [2.13]	36 [1.42]	3.0 [.12]	12 [.47]	20 [.79]	1.7 [.07]	31 [1.22]	111 [4.37]	3.0 [.12]	1.5 [.06]				

RELEASED FOR PUBLICATION

ALL RIGHTS RESERVED.

THIS DRAWING IS UNPUBLISHED.

© COPYRIGHT 2017 By TE Connectivity

DIMENSIONS:
mm [INCHES]

DWN K. HOTAL 24JUN2016

MATERIAL - FINISH -

TE Connectivity

TOLERANCES UNLESS OTHERWISE SPECIFIED:

CHK N. NAGAR 24JUN2016

APVD A. POOLE 24JUN2016

PRODUCT SPEC -

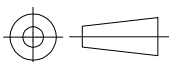
NAME RIGHT ANGLED BOOT, COATED
222S1XX-100C-0

APPLICATION SPEC -

SIZE A4 CAGE CODE 00779 DRAWING NO C-222S1XX-100C-0 RESTRICTED TO -

WEIGHT 00

CUSTOMER DRAWING SCALE DNS SHEET 1 OF 2 REV 1

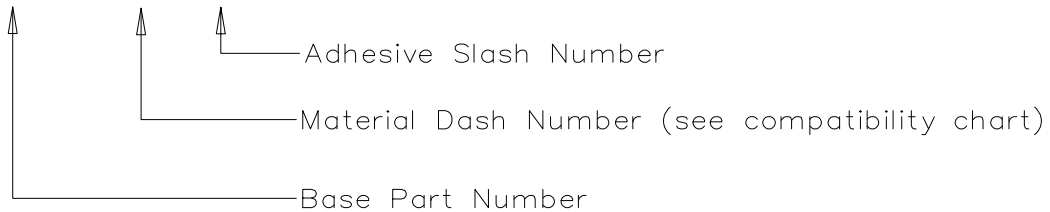


REVISIONS				
P	LTR	DESCRIPTION	DATE	APVD
-	-	SEE SHEET 1	-	-

COMPATIBILITY CHART			
Material Dash No.	Material Description	SPEC No.	Coating Slash No.
-100C	ZEROHALOGEN/SILVER COMPOSITE	RW-3046	/86, /200

ORDERING INFORMATION

222S1** -100C/** -0



NOTES

- As supplied dimensions are for parts without adhesive, when an adhesive layer is added entry diameters will reduce by 1.5mm Max.
- For method of measuring recovered diameter, see appropriate RW specification (SPEC No.) section 2.2.

RELEASED FOR PUBLICATION

ALL RIGHTS RESERVED.

THIS DRAWING IS UNPUBLISHED.

© COPYRIGHT 2017 By TE Connectivity

DIMENSIONS: mm [INCHES]	DWN K. HOLAL	08JUN2016	MATERIAL	-	FINISH	-
	CHK N. NAGAR	08JUN2016	TE Connectivity			
TOLERANCES UNLESS OTHERWISE SPECIFIED:	APVD A. POOLE	08JUN2016				
0 PLC ± -	PRODUCT SPEC	-	NAME RIGHT ANGLED BOOT, COATED			
1 PLC ± -	APPLICATION SPEC	-	222S1XX-100C-0			
2 PLC ± -	WEIGHT	00	SIZE	CAGE CODE	DRAWING NO	RESTRICTED TO
3 PLC ± -		A4	00779	C-222S1XX-100C-0	-	
4 PLC ± -		CUSTOMER DRAWING	SCALE	DNS	SHEET	2 OF 2
ANGLES ± -					REV	1

Mouser Electronics

Authorized Distributor

Click to View Pricing, Inventory, Delivery & Lifecycle Information:

[TE Connectivity:](#)

[222S163-100C-0](#)