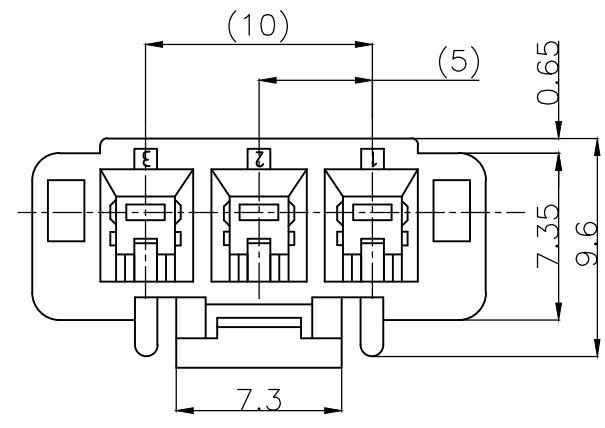
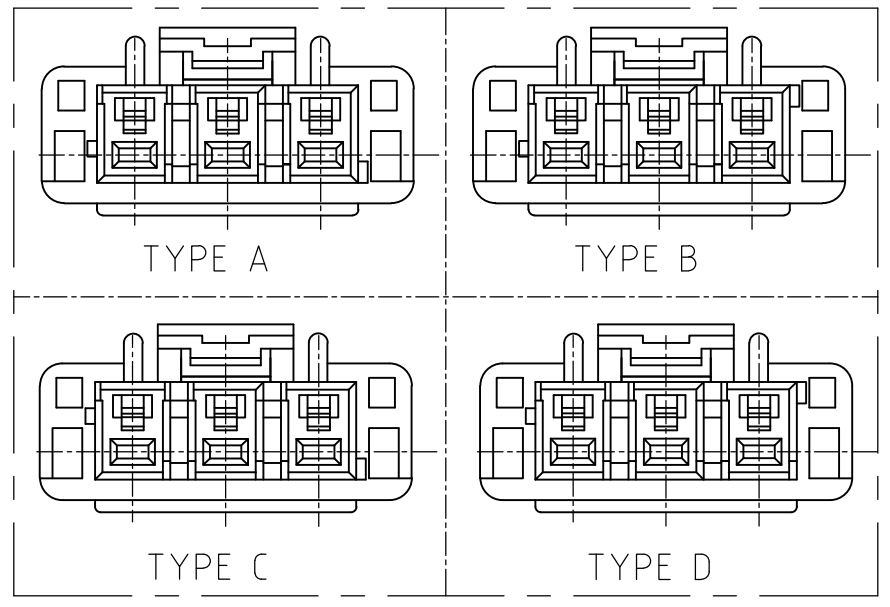


THIS DRAWING IS UNPUBLISHED. RELEASED FOR PUBLICATION  
 © COPYRIGHT - By - ALL RIGHTS RESERVED.

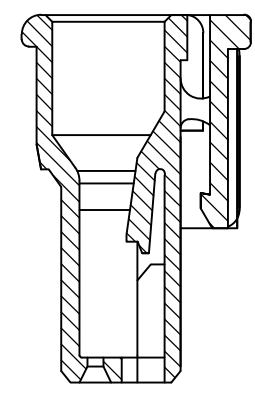
| REVISIONS |     |                           |          |     |      |
|-----------|-----|---------------------------|----------|-----|------|
| P         | LTR | DESCRIPTION               | DATE     | DWN | APVD |
|           | C2  | REVISED PER ECO-17-008188 | 4JAN2018 | C.X | D.Z  |



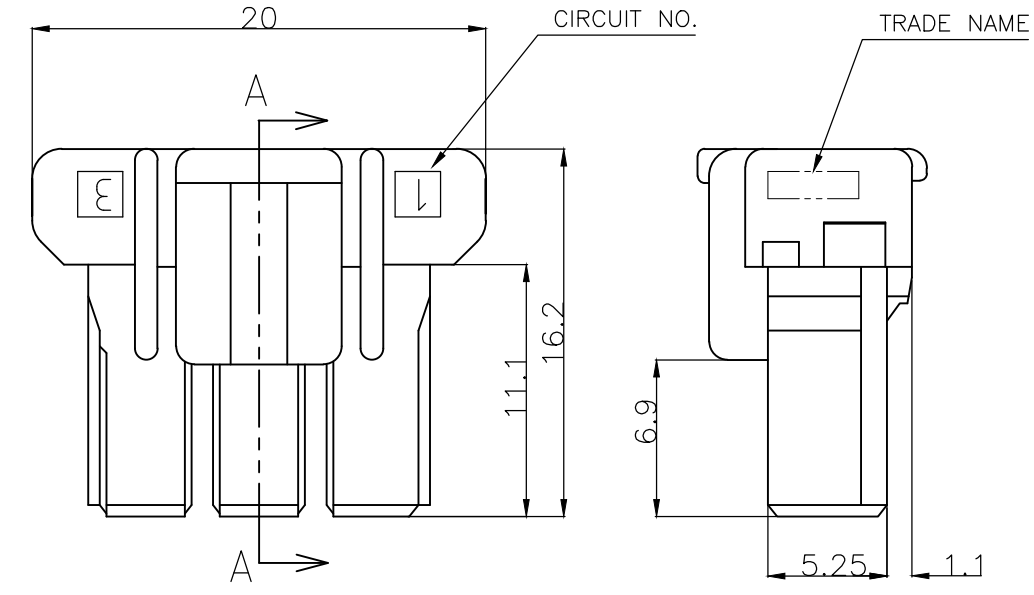
THE TYPE OF KEYING



|        |                                    |
|--------|------------------------------------|
| HOSING | 6/6 NYLON GRASS FILLED/<br>NYLON 6 |
| NAME   | MATERIAL                           |



SECT A-A



- 1 MATING CONN. P/N  
HEADER ASS'Y :SEE TABLE  
REC CONTACT ;1376347-1,1376348-1
- 2 APPLICABLE PLATE P/N :1376395-1
- 3 PARTS COMPLY WITH GLOW WIRE  
REQUIREMENT FOR PARTS OF NON-METALLIC  
MATERIAL SUPPORTING A CURRENT-CARRYING  
CONNECTION DETAILED IN IEC 60335-1,  
SECTION 30 (GWT) .
- 4 NYLON 6, GWT, V-2.
- 5 NYLON 66, GWT, V-0.

| 4                          | 5                  | 5       | 5    | 5           | 5 | 5 |
|----------------------------|--------------------|---------|------|-------------|---|---|
| 1376383-5                  | TYPE A             | NATURAL | 3Pos | 1376389-5   |   |   |
| 3-1376421-4<br>3-1376383-4 | TYPE D             | YELLOW  | 3Pos | 3-1376389-4 |   |   |
| 2-1376421-3<br>2-1376383-3 | TYPE C             | BLUE    | 3Pos | 2-1376389-3 |   |   |
| 1-1376421-2<br>1-1376383-2 | TYPE B             | RED     | 3Pos | 1-1376389-2 |   |   |
| 1376421-1<br>1376383-1     | TYPE A             | NATURAL | 3Pos | 1376389-1   |   |   |
| MATING CONN. P/N           | THE TYPE OF KEYING | Color   | Pos  | PART NO.    |   |   |

|  |  |                               |  |  |                    |                         |
|--|--|-------------------------------|--|--|--------------------|-------------------------|
| THIS DRAWING IS A CONTROLLED DOCUMENT.   |  | DWN<br>A.OISHI<br>31AUG00     | <b>TE Connectivity</b>                             |  |                    |                         |
| DIMENSIONS:<br>mm  |  | CHK<br>Y.KASHIWA<br>28AUG'00  |  |  |                    |                         |
| TOLERANCES UNLESS OTHERWISE SPECIFIED:   |  | APVD<br>Y.KASHIWA<br>28AUG'00 | NAME<br>5.0 POWER KEY CONNECTOR<br>3P PLUG HOUSING |  |                    |                         |
| 0 PLC ± 0.2<br>1 PLC ± 0.2<br>2 PLC ± 0.2<br>3 PLC ±<br>4 PLC ±<br>ANGLES ± 1° |  | PRODUCT SPEC<br>108-5699      | SIZE<br>A3   |  |                    |                         |
| MATERIAL<br>SEE TABLE  |  | FINISH<br>SEE TABLE           | APPLICATION SPEC<br>114-5292                       |  | CAGE CODE<br>00779 | DRAWING NO<br>C-1376389 |
| CUSTOMER DRAWING   |  |                               | WEIGHT   |  | RESTRICTED TO      | SCALE<br>3:1            |
|  |  |                               | SHEET<br>1 OF 1                                    |  | REV<br>C2          |                         |

# Mouser Electronics

Authorized Distributor

Click to View Pricing, Inventory, Delivery & Lifecycle Information:

[TE Connectivity:](#)

[1-1376389-2](#)