

**NOT RECOMMENDED FOR NEW DESIGNS  
USE SK32A-LTP~SK310A-LTP SERIES**



Micro Commercial Components



Micro Commercial Components  
20736 Marilla Street Chatsworth  
CA 91311  
Phone: (818) 701-4933  
Fax: (818) 701-4939

# SK32A THRU SK310A

## Features

- Lead Free Finish/Rohs Compliant (Note1) ("P" Suffix designates Compliant. See ordering information)
- Same Electrical Characteristics As The SMC Version
- Very Low Cost
- Can Be Up To 50% Smaller Than The SMC To Save Precious Board Space
- High Current Capability With Low Forward Voltage
- For Surface Mount Applications
- Epoxy meets UL 94 V-0 flammability rating
- Moisture Sensitivity Level 1
- Halogen free available upon request by adding suffix "-HF"

## Maximum Ratings

- Operating Temperature: -50°C to +125°C
- Storage Temperature: -50°C to +150°C
- Maximum Thermal Resistance; 10°C/W Junction To Lead

MCC Part Number	Device Marking	Maximum Recurrent Peak Reverse Voltage	Maximum RMS Voltage	Maximum DC Blocking Voltage
SK32A	SK32A	20V	14V	20V
SK33A	SK33A	30V	21V	30V
SK34A	SK34A	40V	28V	40V
SK35A	SK35A	50V	35V	50V
SK36A	SK36A	60V	42V	60V
SK38A	SK38A	80V	56V	80V
SK310A	SK310A	100V	70V	100V

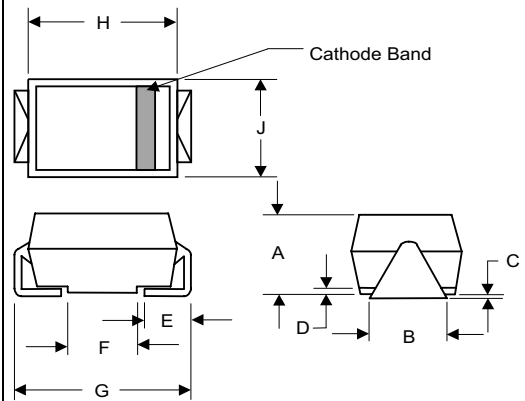
## Electrical Characteristics @ 25°C Unless Otherwise Specified

Average Forward Current	$I_{F(AV)}$	3.0A	$T_L = 100^\circ\text{C}$
Peak Forward Surge Current	$I_{FSM}$	80A	8.3ms, half sine
Maximum Instantaneous Forward Voltage SK32A-34A SK35A-36A SK38A-310A	$V_F$	.50V .75V .85V	$I_{FM} = 3.0A;$ $T_J = 25^\circ\text{C}^*$
Maximum DC Reverse Current At Rated DC Blocking Voltage	$I_R$	.5mA 20mA	$T_J = 25^\circ\text{C}$ $T_J = 100^\circ\text{C}$
Typical Junction Capacitance	$C_J$	250pF	Measured at 1.0MHz, $V_R=4.0V$

\*Pulse test: Pulse width 200  $\mu\text{sec}$ , Duty cycle 2%  
Note: 1. High Temperature Solder Exemptions Applied, see EU Directive Annex 7.

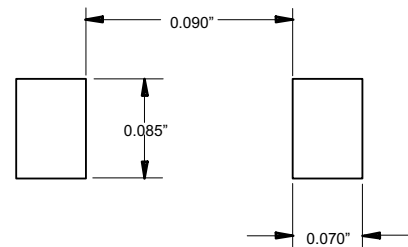
## 3 Amp Schottky Rectifier 20 to 100 Volts

### DO-214AC (HSMA) (High Profile)



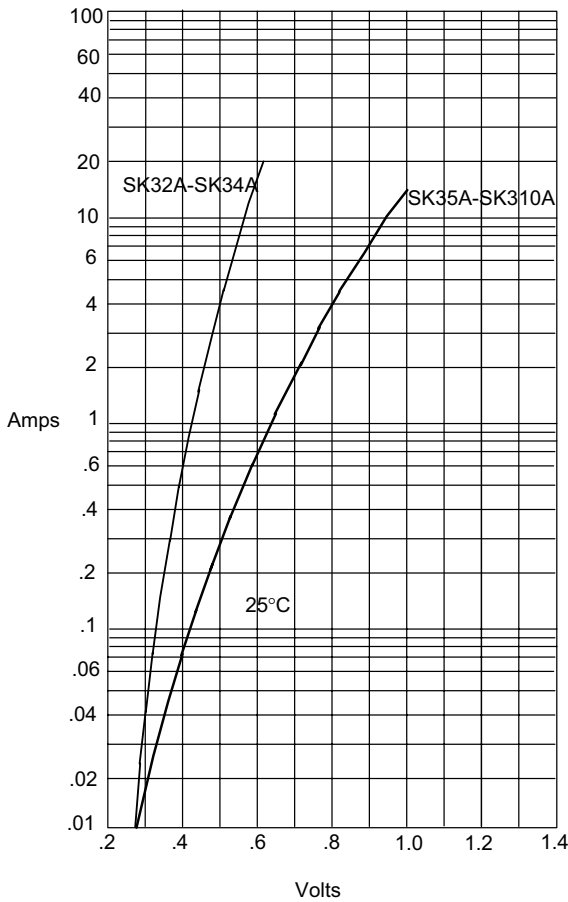
DIM	INCHES		MM		NOTE
	MIN	MAX	MIN	MAX	
A	.078	.116	1.98	2.95	
B	.067	.089	1.70	2.25	
C	.002	.008	.05	.20	
D	—	.02	—	.51	
E	.035	.055	.89	1.40	
F	.065	.096	1.65	2.45	
G	.205	.224	5.21	5.69	
H	.160	.180	4.06	4.57	
J	.100	.112	2.57	2.84	

#### SUGGESTED SOLDER PAD LAYOUT



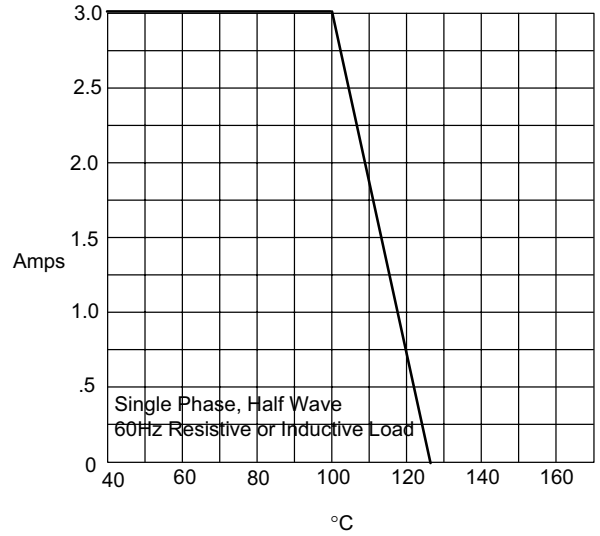
# SK32A thru SK310A

Figure 1  
Typical Forward Characteristics



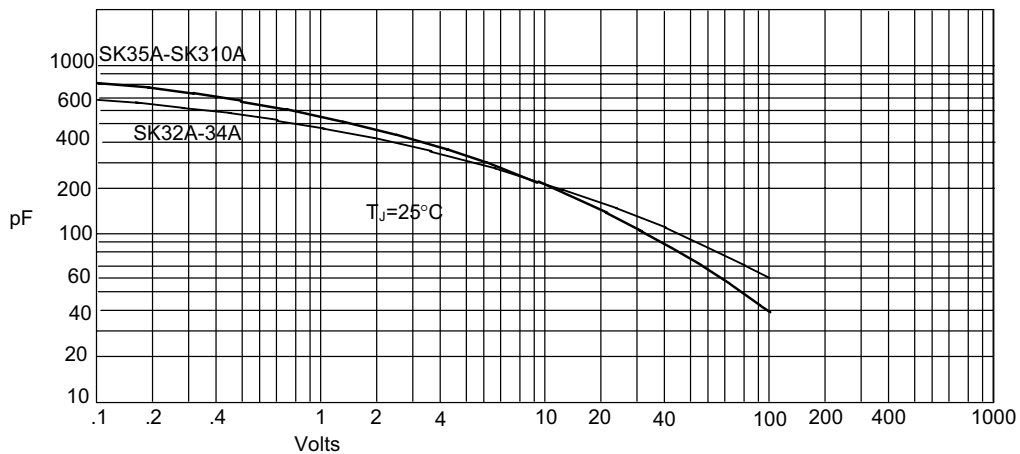
Instantaneous Forward Current - Amperes versus  
Instantaneous Forward Voltage - Volts

Figure 2  
Forward Derating Curve



Average Forward Rectified Current - Amperes versus  
Lead Temperature - °C

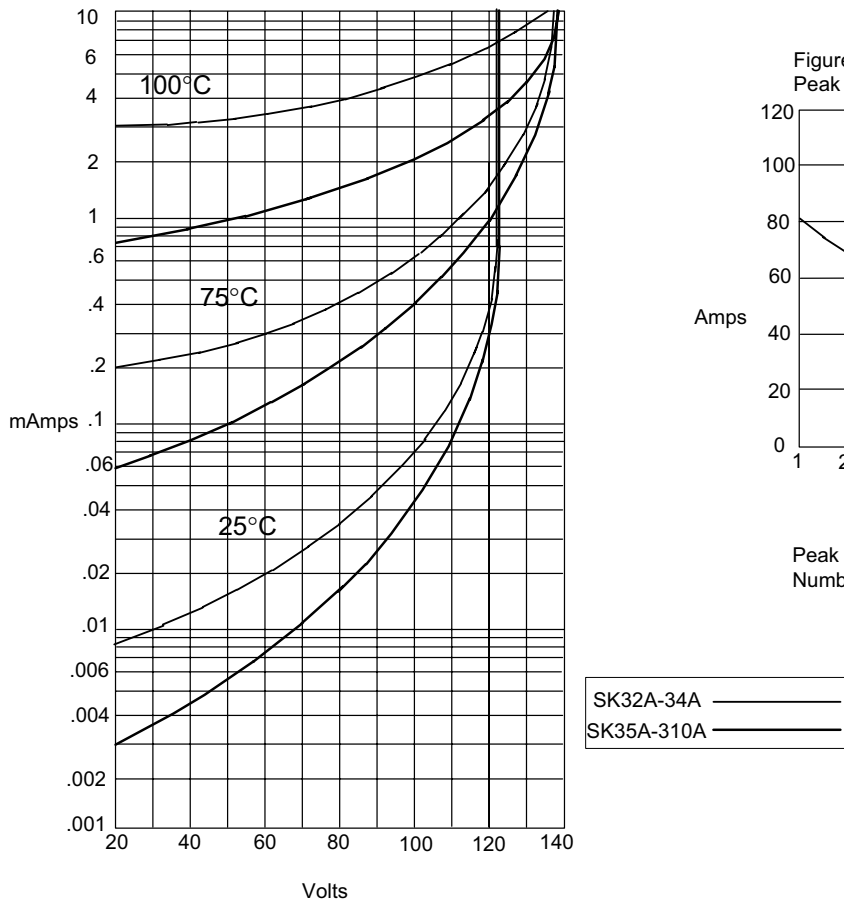
Figure 3  
Junction Capacitance



Junction Capacitance - pF versus  
Reverse Voltage - Volts

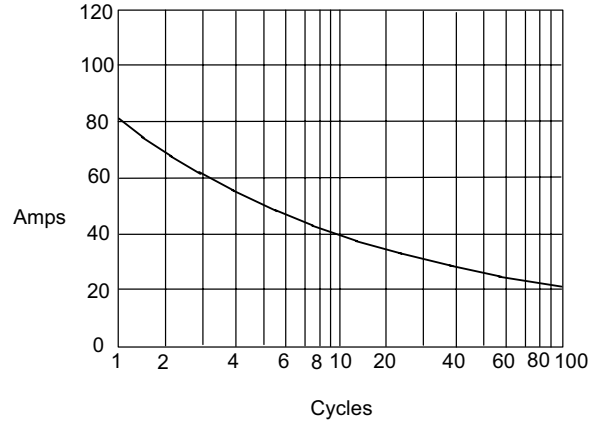
# SK32A thru SK310A

Figure 4  
Typical Reverse Characteristics

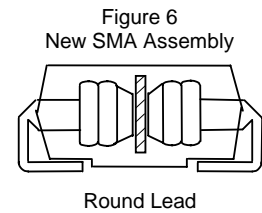


Instantaneous Reverse Leakage Current - MicroAmperes versus  
Percent Of Rated Peak Reverse Voltage - Volts

Figure 5  
Peak Forward Surge Current



Peak Forward Surge Current - Amperes versus  
Number Of Cycles At 60Hz - Cycles





TM

Micro Commercial Components

### Ordering Information :

Device	Packing
Part Number-TP	Tape&Reel: 3Kpcs/Reel

Note : Adding "-HF" suffix for halogen free, eg. Part Number-TP-HF

#### \*\*\*IMPORTANT NOTICE\*\*\*

**Micro Commercial Components Corp.** reserves the right to make changes without further notice to any product herein to make corrections, modifications , enhancements , improvements , or other changes . **Micro Commercial Components Corp .** does not assume any liability arising out of the application or use of any product described herein; neither does it convey any license under its patent rights ,nor the rights of others . The user of products in such applications shall assume all risks of such use and will agree to hold **Micro Commercial Components Corp .** and all the companies whose products are represented on our website, harmless against all damages.

#### \*\*\*LIFE SUPPORT\*\*\*

MCC's products are not authorized for use as critical components in life support devices or systems without the express written approval of Micro Commercial Components Corporation.

#### \*\*\*CUSTOMER AWARENESS\*\*\*

Counterfeiting of semiconductor parts is a growing problem in the industry. Micro Commercial Components (MCC) is taking strong measures to protect ourselves and our customers from the proliferation of counterfeit parts. MCC strongly encourages customers to purchase MCC parts either directly from MCC or from Authorized MCC Distributors who are listed by country on our web page cited below. Products customers buy either from MCC directly or from Authorized MCC Distributors are genuine parts, have full traceability, meet MCC's quality standards for handling and storage. **MCC will not provide any warranty coverage or other assistance for parts bought from Unauthorized Sources.** MCC is committed to combat this global problem and encourage our customers to do their part in stopping this practice by buying direct or from authorized distributors.

[www.mccsemi.com](http://www.mccsemi.com)

# Mouser Electronics

Authorized Distributor

Click to View Pricing, Inventory, Delivery & Lifecycle Information:

## [Micro Commercial Components \(MCC\):](#)

[SK36A-TP](#) [SK32A-TP](#) [SK38A-TP](#) [SK34A-TP](#) [SK310A-TP](#) [SK33A-TP](#) [SK35A-TP](#) [SK38A-LTP](#) [SK310A-LTP](#)  
[SK36A-LTP](#) [SK34A-LTP](#) [SK32A-LTP](#) [SK33A-LTP](#) [SK35A-LTP](#)