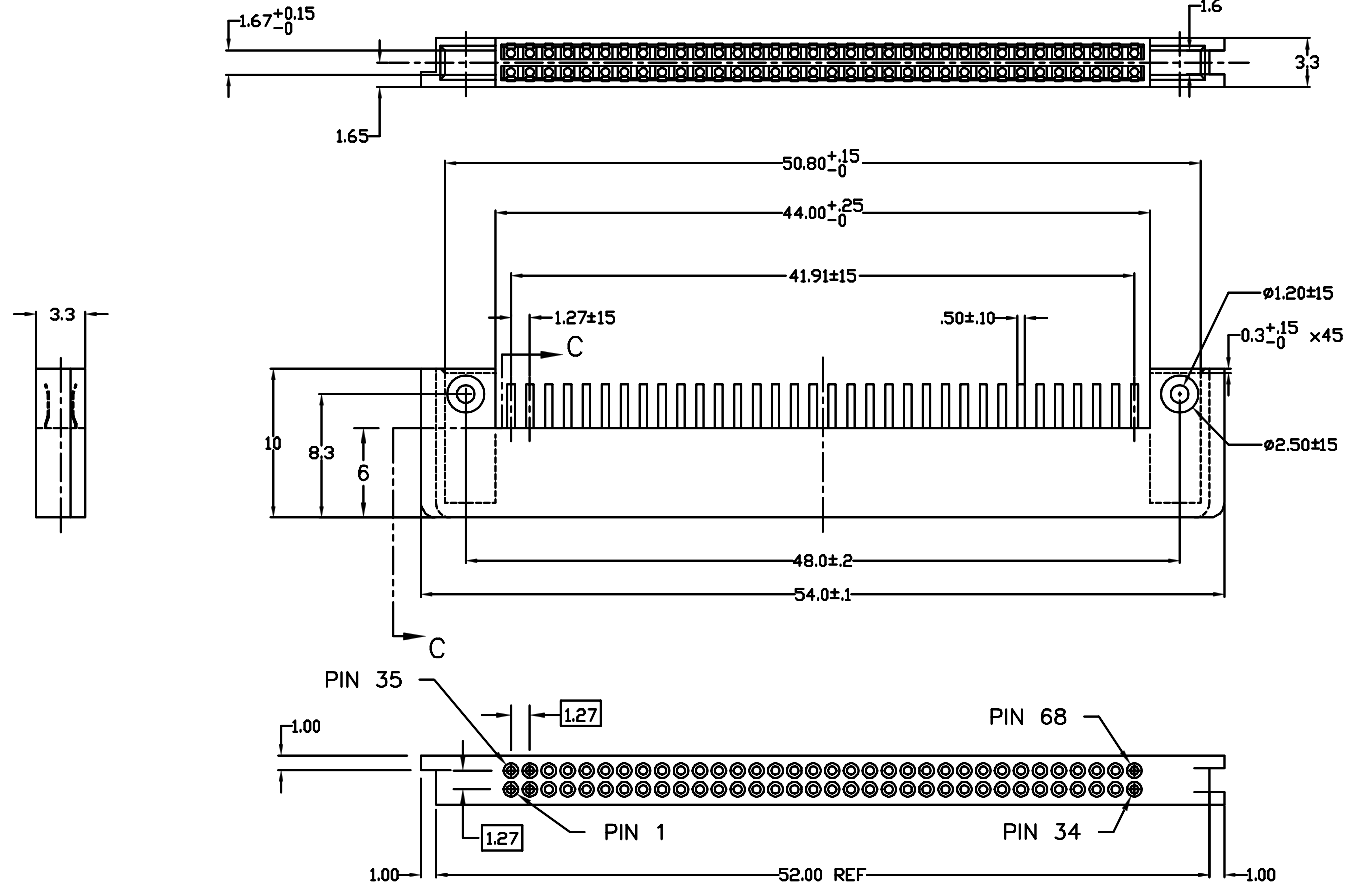


PRODUCT NO.
95622-003
95622-003LF
95622-004LF



NOTES:

- MATERIAL:
CONTACT - BeCu
PLASTIC HOUSING - GLASS REINFORCED LCP AS PER UL-94V-0
COLOR: BLACK
- PLATING:
CONTACT-ALL OVER 0.5µm MIN. NICKEL UNDER PLATING
0.1µm MIN GOLD OVER 0.5µm MIN. PALLADIUM NICKEL
SELECTIVE PLATING ON CONTACT
2.5µm MIN. TIN/LEAD PLATING ON SOLDER TAIL(ONLY FOR 95622-003)
LEAD FREE SOLDER TAIL PLATING 2µm(80u") MIN MATTE TIN(ONLY FOR 95622-003LF) OR 7.6µm MIN MATTE TIN (ONLY FOR 95622-004LF)
OVER 1.27µm(50u") MIN NICKEL UNDERPLATE.
- MATING CONNECTOR
TO MATE WITH 68 POS. HEADER BASED ON JEIDA/PCMCIA SPECIFICATION
- PACKAGING SPECIFICATION: BUS-14-333
PACKAGING OF LEAD FREE PRODUCTS MEETS LABELING AND PACKAGING SPECIFICATION GS-14-920.
- PRODUCT SPECIFICATION: 110-263

mat'l. code				tolerances unless otherwise specified		CUSTOMER COPY	FCI www.fciconnect.com
ltr	ecn no	dr	date	.X ±.3			
H	ELX-N-14762	JOHN	05/15/13	linear	.XX ±.13	projection	title 2 x 34 POS.PCMCIA RECEPTACLE ASSEMBLY
C	v60627	RHG	4/9/96	angles	.XXX ±.051		
D	v61473	RHG	10/10/96	dr	0' ±2'	MM	product family PC CARD code 213
E	v03-1287	PJ	12/09/03	engr	S.DVESTERHOEFT 6/8/95		
F	v05-0791	DAI	08/22/05	chr	D.BRANN 6/8/95	scale 1:1	size A4 95622 sheet 1 of 2
G	pg06-0352	P M	08/22/06	appd	D.BRANN 6/8/95		
sheet	revision	H	H				
index	sheet	1	2				

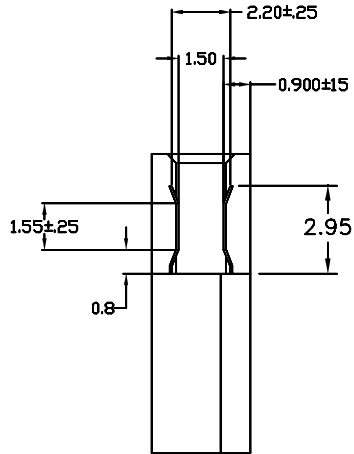
Tous droits strictement reserves. Reproduction ou communication a des tiers interdite sous quelque forme que ce soit sans autorisation ecrite du proprietaire. Propriete de c FCI. Droits de reproduction FCI.



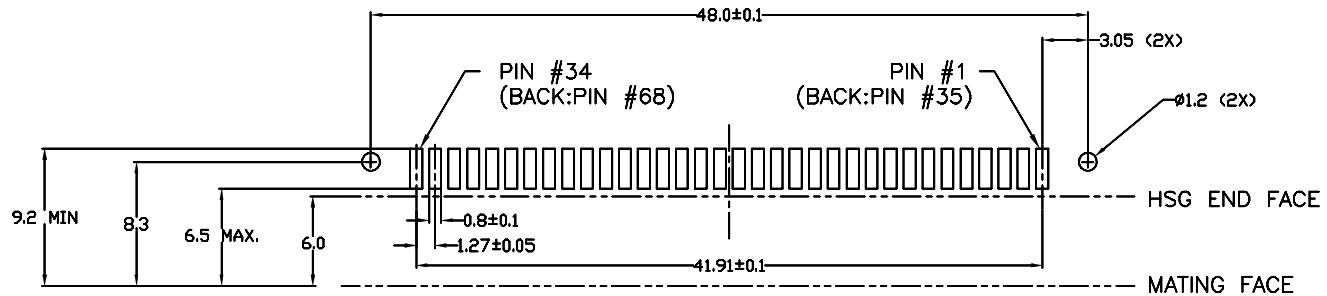
All rights strictly reserved. Reproduction or issue to third parties in any form whatever is not permitted without written authority from the proprietor. Property of FCI. Copyright FCI.

PRODUCT NO.
95622-003
95622-003LF
95622-004LF

Tous droits strictement reserves. Reproduction ou communication o des tiers interdite sous quelque forme que ce soit sans autorisation ecrite du proprietaire. Propriete de c FCI. Droits de reproduction FCI.



SECTION C-C
SCALE 4:1



RECOMMENDED PWB FOOTPRINT LAYOUT

LEAD FREE NOTES:

1. IF LEAD FREE PART NUMBER, THE HOUSING WILL WITHSTAND EXPOSURE TO 260°C PEAK TEMPERATURE FOR 10 SECONDS IN A REFLOW SOLDER APPLICATION WITH A 1.60mm MIN THICK CIRCUIT BOARD.
2. LEAD FREE PRODUCTS MEET EUROPEAN UNION DIRECTIVES AND OTHER COUNTRY REGULATIONS AS DESCRIBED IN GS-22-008.

mat'l. code		tolerances unless otherwise specified		CUSTOMER COPY		FCI	
ltr	ecn no	dr	date	linear	.X ±.3	www.fciconnect.com	
H					.XX ±.13	title	
					.XXX ±.051	2 x 34 POS.PCMCIA RECEPTACLE ASSEMBLY	
				angles	0° ±2°	product family PC CARD	
				dr	R.GRAPE 10/11/96	code	
				enr	D.BRANN 10/11/96	213	
				chr	D.BRANN 10/11/96	sheet	
				appd	D.BRANN 10/11/96	2 of 2	
sheet index	revision					scale	
	sheet					1:1	

All rights strictly reserved. Reproduction or issue to third parties in any form whatever is not permitted without written authority from the proprietor. Property of FCI. Copyright FCI.

Mouser Electronics

Authorized Distributor

Click to View Pricing, Inventory, Delivery & Lifecycle Information:

[FCI / Amphenol:](#)

[95622-004LF](#) [95622-003](#) [95622-003LF](#)