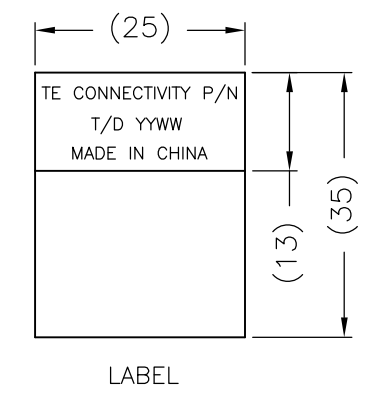
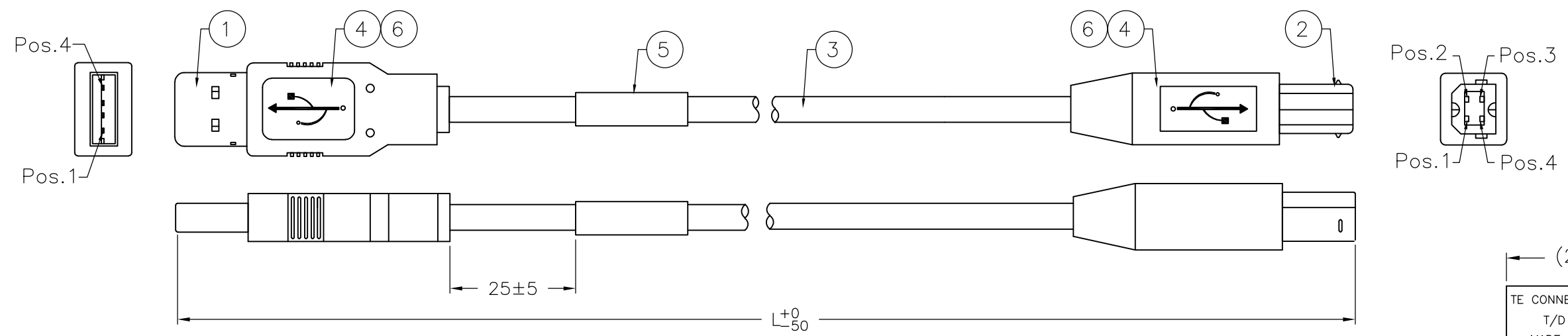


THIS DRAWING IS UNPUBLISHED. RELEASED FOR PUBLICATION
 © COPYRIGHT - By - ALL RIGHTS RESERVED.

LOC	DIST	REVISIONS					
GP	00	P	LTR	DESCRIPTION	DATE	DWN	APVD
		C1		REVISED PER ECO-11-005033	23MAR11	RK	HMR

Tooling Drawing NO.
 USB A: TR00662
 USB B: TR00664

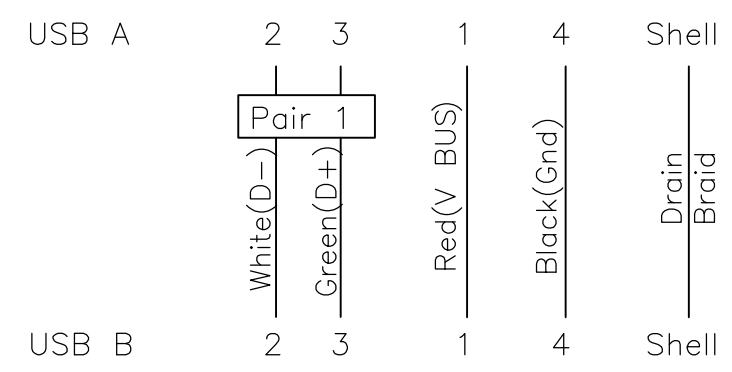


- NOTES:
1. TESTED FOR CONTINUITY, SHORTS AND OPENS, HI-POT 630V FOR 10MS.
 2. CABLE ASSEMBLY MEETS USB 2.0 STANDARDS.
 3. EXPOSED CABLE BRAID IS NOT PERMISSIBLE BEYOND OVERMOLD.
 4. THE FINAL CABLE ASSEMBLY MAXIMUM LENGTH NOT TO EXCEED 1700MM PER USB SPECIFICATIONS.
 5. MEETS REQUIREMENTS OF EU DIRECTIVE 2002/95/EC

PART NO.	1487587-1	1487587-2	1487587-3
LENGTH(L)	1000	1300	830

AR	AR	AR	MR	COPPER FOIL, W: 5MM, 360° SOLDER	6
1	1	1	PC	Lable, 25x35mm, White 25x13mm	5
AR	AR	AR	KG	Overmold PVC, 40P, Color: White(WH01)	4
AR	AR	AR	MR	USB 2.0 Cable 28AWG*1P+26AWG*2C+Al/Mylar +Drain+Braid, Color: White(WH01).	3
1	1	1	EA	USB 4Pin Connector Contacts: Gold 30U Plated, Shell: Nickel Plated, Housing UL94V-0 B Type.	2
1	1	1	EA	USB 4Pin Connector Contacts: Gold 30U Plated, Shell: Nickel Plated, Housing UL94V-0 A Type.	1
-3	-2	-1	U/M	DESCRIPTION	ITEM

PIN ASSIGNMENT :



THIS DRAWING IS A CONTROLLED DOCUMENT.

DIMENSIONS: mm	TOLERANCES UNLESS OTHERWISE SPECIFIED:	DWN BOVEY LIU 25FEB02	TE Connectivity NAME: USB A TYPE TO USB B TYPE CABLE ASSEMBLY
	0 PLC ± -	CHK J.HUNT 25FEB02	
	1 PLC ± -	APVD J.HUNT 25FEB02	
MATERIAL	FINISH	PRODUCT SPEC	
		APPLICATION SPEC	A3 00779 C-1487587
		WEIGHT	SCALE N.T.S SHEET 1 OF 1 REV C1
CUSTOMER DRAWING			