



X8R/X8L Dielectric

General Specifications



AVX has developed a range of multilayer ceramic capacitors designed for use in applications up to 150°C. These capacitors are manufactured with an X8R and an X8L dielectric material. X8R material has capacitance variation of $\pm 15\%$ between -55°C and $+150^\circ\text{C}$. The X8L material has capacitance variation of $\pm 15\%$ between -55°C to 125°C and $+15/40\%$ from $+125^\circ\text{C}$ to $+150^\circ\text{C}$.

The need for X8R and X8L performance has been driven by customer requirements for parts that operate at elevated temperatures. They provide a highly reliable capacitor with low loss and stable capacitance over temperature.

They are ideal for automotive under the hood sensors, and various industrial applications. Typical industrial application would be drilling monitoring system. They can also be used as bulk capacitors for high temperature camera modules.

Both X8R and X8L dielectric capacitors are automotive AEC-Q200 qualified. Optional termination systems, tin, FLEXITERM® and conductive epoxy for hybrid applications are available. Providing this series with our FLEXITERM® termination system provides further advantage to customers by way of enhanced resistance to both, temperature cycling and mechanical damage.

0805	5	A	104	K	4	T	2	A
Size	Voltage	Dielectric	Capacitance Code (in pF)	Capacitance Tolerance	Failure Rate	Terminations	Packaging	Special Code
0402	10V = Z	X8R = F	2 Sig. Digits + Number of Zeros e.g. 10 F = 106	J = $\pm 5\%$ K = $\pm 10\%$ M = $\pm 20\%$	4=Automotive A = Not Applicable	T = Plated Ni and Sn Z = FLEXITERM®**	2 = 7" Reel 4 = 13" Reel	A = Std. Product

NOTE: Contact factory for availability of Termination and Tolerance Options for Specific Part Numbers.

X8R

Size	Soldering	0603		0805		1206	
		Reflow/Wave	Reflow/Wave	Reflow/Wave	Reflow/Wave	Reflow/Wave	Reflow/Wave
	WVDC	25V	50V	25V	50V	25V	50V
271	Cap	270	G	G			
331	(pF)	330	G	G	J	J	
471		470	G	G	J	J	
681		680	G	G	J	J	
102		1000	G	G	J	J	J
152		1500	G	G	J	J	J
222		2200	G	G	J	J	J
332		3300	G	G	J	J	J
472		4700	G	G	J	J	J
682		6800	G	G	J	J	J
103	Cap	0.01	G	G	J	J	J
153	(µF)	0.015	G	G	J	J	J
223		0.022	G	G	J	J	J
333		0.033	G	G	J	J	J
473		0.047	G	G	J	J	J
683		0.068	G		N	N	M
104		0.1			N	N	M
154		0.15			N	N	M
224		0.22			N		M
334		0.33					M
474		0.47					M
684		0.68					
105		1					
155		1.5					
225		2.2					
	WVDC	25V	50V	25V	50V	25V	50V
SIZE		0603		0805		1206	

X8L

Size	Soldering	0603			0805			1206			1210			
		Reflow/Wave	Reflow/Wave	Reflow/Wave	Reflow/Wave	Reflow/Wave	Reflow/Wave	Reflow/Wave	Reflow/Wave	Reflow/Wave	Reflow/Wave	Reflow/Wave		
	WVDC	25V	50V	100V	25V	50V	100V	16V	25V	50V	100V	10V	50V	100V
271	Cap	270	G	G										
331	(pF)	330	G	G	G	J	J	J						
471		470	G	G	G	J	J	J						
681		680	G	G	G	J	J	J						
102		1000	G	G	G	J	J	J						
152		1500	G	G	G	J	J	J						
182		1800	G	G	G	J	J	J						
222		2200	G	G	G	J	J	J						
272		2700	G	G	G	J	J	J						
332		3300	G	G	G	J	J	J						
392		3900	G	G	G	J	J	J						
472		4700	G	G	G	J	J	J						
562		5600	G	G	G	J	J	J						
682		6800	G	G	G	J	J	J						
822		8200	G	G	G	J	J	J						
103	Cap	0.01	G	G	G	J	J	J						
123	(µF)	0.012	G	G		J	J	J						
153		0.015	G	G		J	J	J						
183		0.018	G	G		J	J	J						
223		0.022	G	G		J	J	J						
273		0.027	G	G		J	J	J						
333		0.033	G	G		J	J	N						
393		0.039	G	G		J	J	N						
473		0.047	G	G		J	J	N						
563		0.056	G	G		J	J	N						
683		0.068	G	G		J	J	N						
823		0.082	G	G		J	J	N						
104		0.1	G	G		J	J	N						
124		0.12				J	N							
154		0.15				J	N							
184		0.18				N	N							
224		0.22				N	N							
274		0.27				N								
334		0.33				N								
394		0.39				N								
474		0.47				N								
684		0.68				N								
824		0.82				N								
105		1				N								
155		1.5												
225		2.2												
475														
106														
	WVDC	25V	50V	100V	25V	50V	100V	16V	25V	50V	100V	10V	50V	100V
SIZE		0603		0805		1206		1210						

 = AEC-Q200 Qualified

Letter	A	C	E	G	J	K	M	N	P	Q	X	Y	Z
Max. Thickness	0.33	0.56	0.71	0.9	0.94	1.02	1.27	1.4	1.52	1.78	2.29	2.54	2.79
	(-0.013)	(-0.022)	(-0.028)	(-0.035)	(-0.037)	(-0.04)	(-0.05)	(-0.055)	(-0.06)	(-0.07)	(-0.09)	(-0.1)	(-0.11)
	PAPER					EMBOSSED							

X8R/X8L Dielectric

General Specifications


APPLICATIONS FOR X8R AND X8L CAPACITORS

- All market sectors with a 150°C requirement
- Automotive on engine applications
- Oil exploration applications
- Hybrid automotive applications
 - Battery control
 - Inverter / converter circuits
 - Motor control applications
 - Water pump
- Hybrid commercial applications
 - Emergency circuits
 - Sensors
 - Temperature regulation



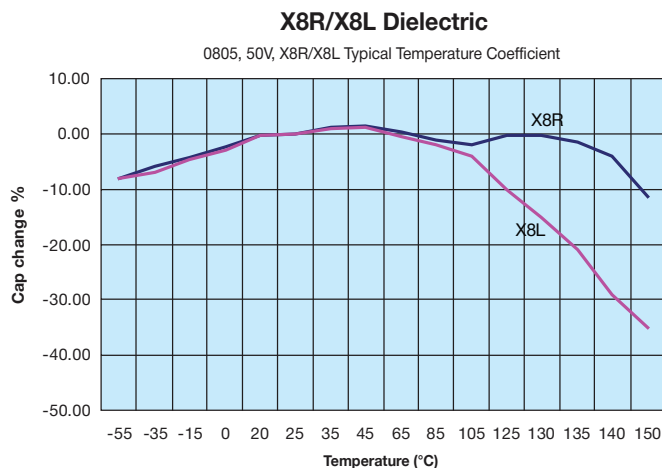
ADVANTAGES OF X8R AND X8L MLC CAPACITORS

- Both ranges are qualified to the highest automotive AEC-Q200 standards
- Excellent reliability compared to other capacitor technologies
- RoHS compliant
- Low ESR / ESL compared to other technologies
- Tin solder finish
- FLEXITERM® available
- Epoxy termination for hybrid available
- 100V range available



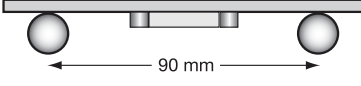
ENGINEERING TOOLS FOR HIGH VOLTAGE MLC CAPACITORS

- Samples
- Technical Articles
- Application Engineering
- Application Support



X8R/X8L Dielectric

Specifications and Test Methods

Parameter/Test		X8R/X8L Specification Limits	Measuring Conditions	
Operating Temperature Range		-55°C to +150°C	Temperature Cycle Chamber	
Capacitance		Within specified tolerance	Freq.: 1.0 kHz \pm 10% Voltage: 1.0Vrms \pm .2V	
Dissipation Factor		\leq 2.5% for \geq 50V DC rating \leq 3.5% for 25V DC and 16V DC rating		
Insulation Resistance		100,000M Ω or 1000M Ω - μ F, whichever is less	Charge device with rated voltage for 120 \pm 5 secs @ room temp/humidity	
Dielectric Strength		No breakdown or visual defects	Charge device with 250% of rated voltage for 1-5 seconds, w/charge and discharge current limited to 50 mA (max) Note: Charge device with 150% of rated voltage for 500V devices.	
Resistance to Flexure Stresses	Appearance	No defects	Deflection: 2mm Test Time: 30 seconds 1mm/sec 	
	Capacitance Variation	\leq \pm 12%		
	Dissipation Factor	Meets Initial Values (As Above)		
	Insulation Resistance	\geq Initial Value x 0.3		
Solderability		\geq 95% of each terminal should be covered with fresh solder	Dip device in eutectic solder at 230 \pm 5°C for 5.0 \pm 0.5 seconds	
Resistance to Solder Heat	Appearance	No defects, <25% leaching of either end terminal	Dip device in eutectic solder at 260°C for 60 seconds. Store at room temperature for 24 \pm 2 hours before measuring electrical properties.	
	Capacitance Variation	\leq \pm 7.5%		
	Dissipation Factor	Meets Initial Values (As Above)		
	Insulation Resistance	Meets Initial Values (As Above)		
	Dielectric Strength	Meets Initial Values (As Above)		
Thermal Shock	Appearance	No visual defects	Step 1: -55°C \pm 2°	30 \pm 3 minutes
	Capacitance Variation	\leq \pm 7.5%	Step 2: Room Temp	\leq 3 minutes
	Dissipation Factor	Meets Initial Values (As Above)	Step 3: +125°C \pm 2°	30 \pm 3 minutes
	Insulation Resistance	Meets Initial Values (As Above)	Step 4: Room Temp	\leq 3 minutes
	Dielectric Strength	Meets Initial Values (As Above)	Repeat for 5 cycles and measure after 24 \pm 2 hours at room temperature	
Load Life	Appearance	No visual defects	Charge device with 1.5 rated voltage (\leq 10V) in test chamber set at 150°C \pm 2°C for 1000 hours (+48, -0) Remove from test chamber and stabilize at room temperature for 24 \pm 2 hours before measuring.	
	Capacitance Variation	\leq \pm 12.5%		
	Dissipation Factor	\leq Initial Value x 2.0 (See Above)		
	Insulation Resistance	\geq Initial Value x 0.3 (See Above)		
	Dielectric Strength	Meets Initial Values (As Above)		
Load Humidity	Appearance	No visual defects	Store in a test chamber set at 85°C \pm 2°C/ 85% \pm 5% relative humidity for 1000 hours (+48, -0) with rated voltage applied. Remove from chamber and stabilize at room temperature and humidity for 24 \pm 2 hours before measuring..	
	Capacitance Variation	\leq \pm 12.5%		
	Dissipation Factor	\leq Initial Value x 2.0 (See Above)		
	Insulation Resistance	\geq Initial Value x 0.3 (See Above)		
	Dielectric Strength	Meets Initial Values (As Above)		

Mouser Electronics

Authorized Distributor

Click to View Pricing, Inventory, Delivery & Lifecycle Information:

AVX:

[06035F102K4T2A](#) [08055F103K4T2A](#) [12065F104K4T2A](#) [06035F103J4T2A](#) [08053F104K4T2A](#) [08055F104K4T2A](#)
[08055F331K4T2A](#) [08055F473K4T2A](#) [12063F103K4T2A](#) [12063F104K4T2A](#) [12063F333K4T2A](#) [12065F333K4T2A](#)
[08053F224KAT2A](#) [06035F333J4T2A](#) [06033F103K4T2A](#) [12065F334KAT2A](#) [06035F393KAT2A](#) [06035F102J4T2A](#)
[06035F472KAT2A](#) [12065F224K4Z2A](#) [06033F473K4T2A](#) [08053F103K4T2A](#) [12063F104M4T2A](#) [12065F104M4T2A](#)
[06035F103KAT2A](#) [06035F103K4T2A](#) [12065F103K4T2A](#) [06035F472K4T2A](#) [12065F334K4T2A](#) [06035F333K4T2A](#)
[08055F223K4T2A](#) [08055F222K4T2A](#) [06035F473K4T2A](#) [06033F683K4T2A](#) [08055F102K4T2A](#) [08055F333K4T2A](#)
[08055F683K4T2A](#) [12063F474K4T2A](#) [12065F224K4T2A](#) [06035F223K4T2A](#) [12065F473K4T2A](#) [06035F332K4T2A](#)
[06035F103M4T2A](#) [06033F102KAT2A](#) [06033F393KAT2A](#) [06033F563K4T2A](#) [06035F102KAT2A](#) [12063F334KAT2A](#)
[06033F103KAT2A](#) [06035L104K4T2A](#) [12065L474K4T2A](#) [12061L104K4T2A](#) [08051L333K4T2A](#) [08053L334K4T2A](#)
[08055L224K4T2A](#) [08053F102KAT2A](#) [08055F102KAT2A](#) [08055L472K4T2A](#) [06033F473KAT2A](#) [06035F682J4T2A](#)
[12063F104KAT2A](#) [12065F104KAT2A](#) [08053F103K4Z2A](#) [06035F103K4Z2A](#) [06033F683J4Z2A](#) [06035F472J4Z2A](#)
[06035F103M4Z2A](#) [08053F104K4Z2A](#) [06033F104J4Z2A](#) [06035F473J4Z2A](#) [08055F104K4Z2A](#) [08055F103K4Z2A](#)
[06035F473K4Z2A](#) [08053F224K4Z2A](#) [06035F331K4Z2A](#) [06035F152K4Z2A](#) [06035F102K4Z2A](#) [08055F681K4Z2A](#)
[06035F473K4U2A](#) [08055F104KAT2A](#) [08053F104KAT2A](#) [06033L104K4T2A](#) [12063F474K4Z2A](#) [08055F104K4Z4A](#)
[08055F471K4Z2A](#) [12063F474M4Z2A](#) [08053F104K4Z4A](#) [08055F103KAT2A](#) [08055F152KAT2A](#) [06035L104K4Z2A](#)
[12065L105K4T2A](#) [08055F153J4T2A](#) [06035F102K4T4A](#) [08055F472K4T2A](#) [06035F102K4Z4A](#) [08053F102K4T2A](#)
[08055F683K4T4A](#) [08055F103K4T4A](#) [08053F223K4T2A](#) [06035F153K4T4A](#)