

Silicon Passivated Three Phase Bridge Rectifier

multicomp PRO



Features

- Diffused junction
- Low forward voltage drop
- High current capability
- High reliability
- High surge current capability
- Ideal for printed circuit boards

Mechanical Data

Case	: Epoxy case with heat sink laterally mounted in the bridge encapsulation
Terminals	: Plated leads solderable per MIL-STD-202, Method 208
Polarity	: As Marked on Body
Weight	: 20 grams (approx.)
Mounting Position	: Bolt down on heatsink with silicone thermal compound between bridge and mounting surface for maximum heat transfer efficiency.
Mounting Torque	: 20 in lbs. Max.

Maximum Ratings And Electrical Characteristics

Rating at 25°C ambient temperature unless otherwise specified.
Single phase, half wave, 60Hz, resistive or inductive load.
For capacitive load, derate current by 20%

Voltage Ratings												Unit	
Characteristics	Symbol	SBR3500	SBR3501	SBR3502	SBR3504	SBR3506	SBR3508	SBR3510	SBR3512	SBR3514	SBR3516		
Peak Repetitive Voltage	V_{RRM}											V	
Working Peak Reverse Voltage	V_{RWM}	50	100	200	400	600	800	1000	1200	1400	1600		
DC Blocking Voltage	V_R												
Peak Non-Repetitive Reverse Voltage	V_{RSM}	75	150	275	500	725	900	1100	1300	1500	1700	V	
RMS Reverse Voltage	$V_{R(RMS)}$	35	70	140	280	420	560	700	840	980	1120		
Forward Conduction												Unit	
Characteristics	Symbol	SBR25 Series											
Maximum Average Forward Rectified Current @ $T_c = 60^\circ C$	I_o	35										A	
Non-Repetitive Peak Forward Surge Current (No Voltage Reapplied $t=8.3ms$ at 60Hz) (No Voltage Reapplied $t=10ms$ at 50Hz) (100% V_{RRM} Reapplied $t=8.3ms$ at 60Hz) (100% V_{RRM} Reapplied $t=10ms$ at 50Hz)	I_{FSM}	500 475 420 400											
I^2t Rating for fusing (No Voltage Reapplied $t=8.3ms$ at 60Hz) (No Voltage Reapplied $t=10ms$ at 50Hz) (100% V_{RRM} Reapplied $t=8.3ms$ at 60Hz) (100% V_{RRM} Reapplied $t=10ms$ at 50Hz)	I^2t	1030 1130 730 800											A ² S

Newark.com/multicomp-pro
Farnell.com/multicomp-pro
Element14.com/multicomp-pro

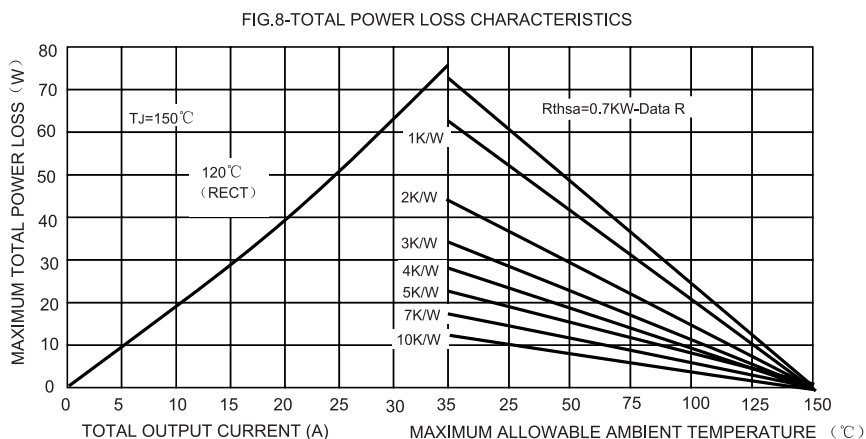
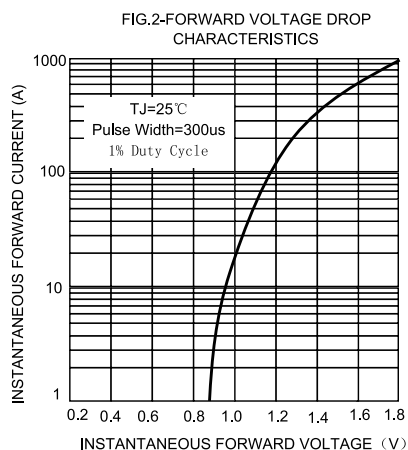
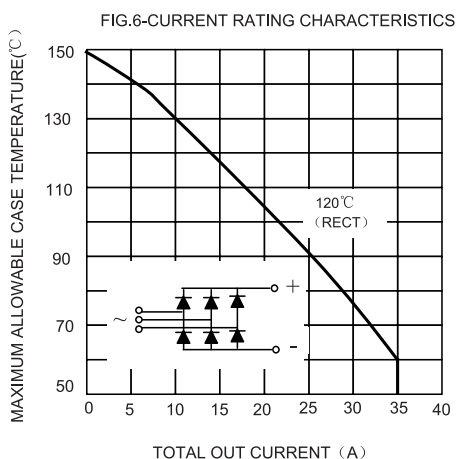
multicomp PRO

Silicon Passivated Three Phase Bridge Rectifier

multicomp PRO

Characteristics	Symbol	SBR25 Series	Unit
Maximum Forward Voltage drop per element at 12.5A/17.5A Peak	V _F	1.2	V
Peak Reverse Current (per leg) @T _J =25°C At Rated DC Blocking Voltage @T _J =125°C	I _R	10 5	μA mA
RMS Isolation Voltage from Case to Lead	V _{ISO}	2,500	V
Thermal Characteristics			
Operating Temperature Range	T _J	-55 to +150	°C
Storage Temperature Range	T _{STG}		
Thermal Resistance Junction to Case at DC Operation per Bridge	R _{θJC}	1.16	k/W
Thermal Resistance Case to Heatsink Mounting Surface, Smooth, Flat and Greased	R _{θCS}	0.2	

Rating and Characteristic Curves



Newark.com/multicomp-pro
Farnell.com/multicomp-pro
Element14.com/multicomp-pro

multicomp PRO

Silicon Passivated Three Phase Bridge Rectifier

multicomp PRO

FIG.9-MAXIMUM NON-REPETITIVE SURGE CURRENT

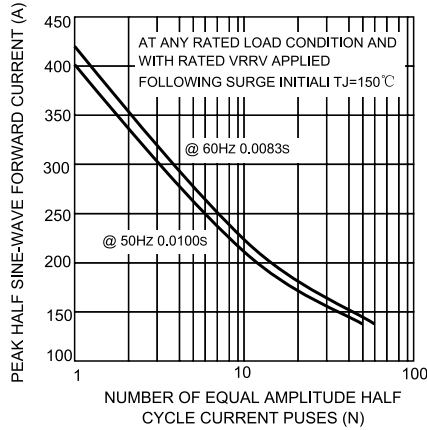
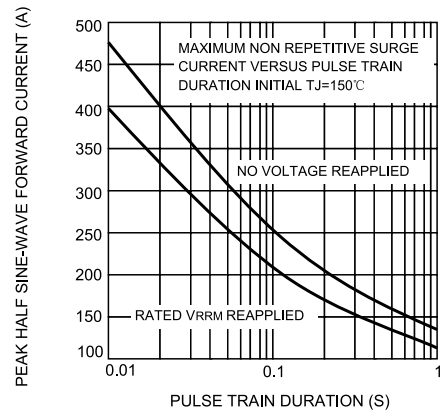
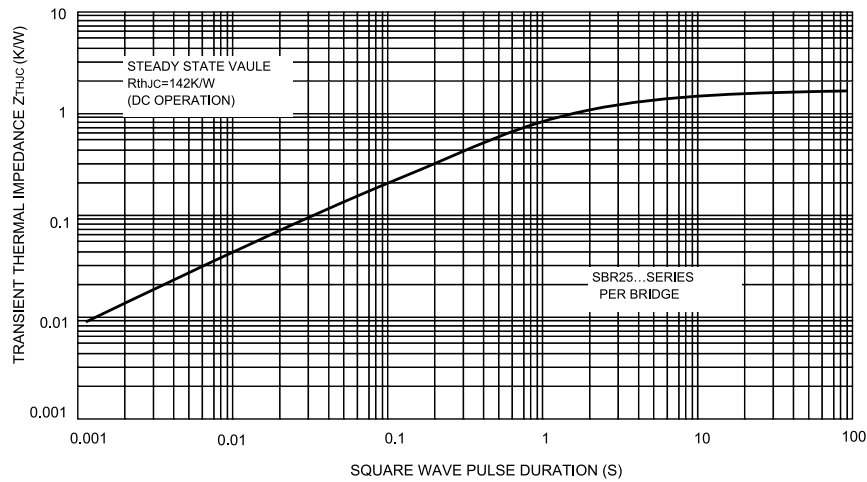


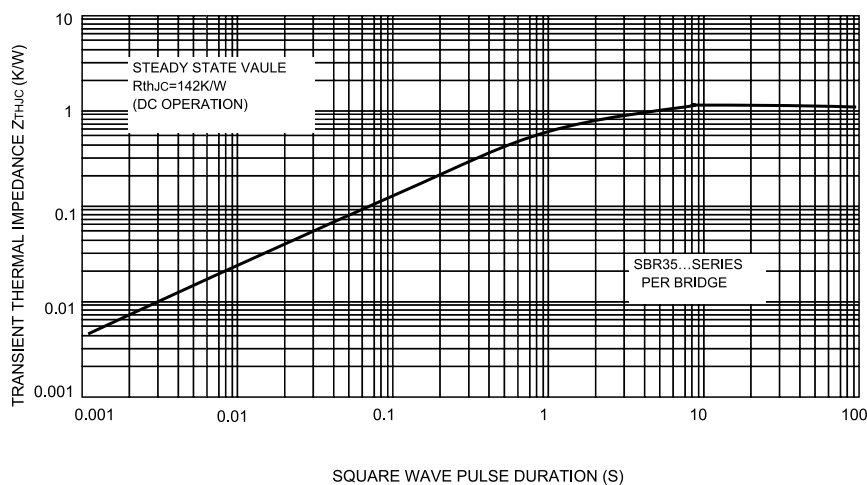
FIG.10-MAXIMUM NON-REPETITIVE SURGE CURRENT



THERMAL IMPEDANCE Z_{THJC} CHARACTERISTICS



THERMAL IMPEDANCE Z_{THJC} CHARACTERISTICS



Newark.com/multicomp-pro
Farnell.com/multicomp-pro
Element14.com/multicomp-pro

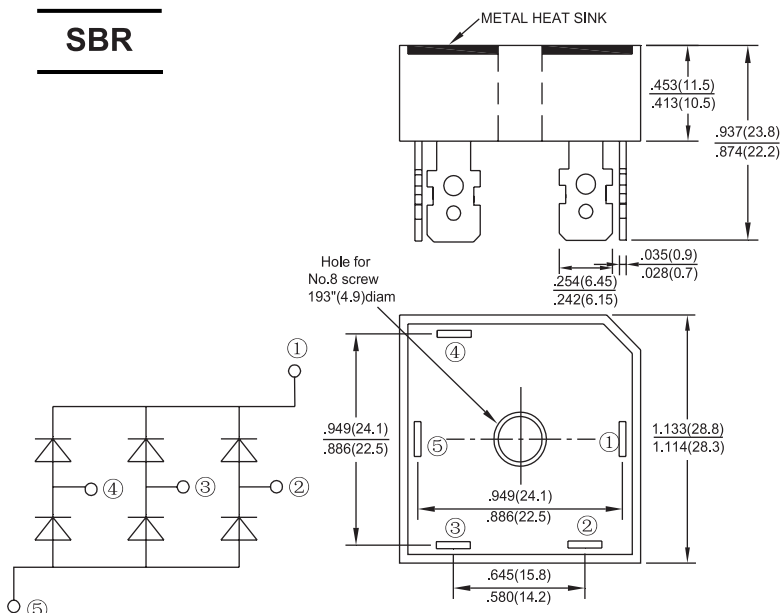
multicomp PRO

Silicon Passivated Three Phase Bridge Rectifier

multicomp PRO

Dimension:

SBR



Dimensions : Inches (Millimetres)

Part Number Table

Description	Part Number
Three Phase Bridge 35A 50V Faston Lead SBR Package	SBR3500
Three Phase Bridge 35A 100V Faston Lead SBR Package	SBR3501
Three Phase Bridge 35A 200V Faston Lead SBR Package	SBR3502
Three Phase Bridge 35A 400V Faston Lead SBR Package	SBR3504
Three Phase Bridge 35A 600V Faston Lead SBR Package	SBR3506
Three Phase Bridge 35A 800V Faston Lead SBR Package	SBR3508
Three Phase Bridge 35A 1000V Faston Lead SBR Package	SBR3510
Three Phase Bridge 35A 1200V Faston Lead SBR Package	SBR3512
Three Phase Bridge 35A 1400V Faston Lead SBR Package	SBR3514
Three Phase Bridge 35A 1600V Faston Lead SBR Package	SBR3516

Important Notice : This data sheet and its contents (the "Information") belong to the members of the AVNET group of companies (the "Group") or are licensed to it. No licence is granted for the use of it other than for information purposes in connection with the products to which it relates. No licence of any intellectual property rights is granted. The Information is subject to change without notice and replaces all data sheets previously supplied. The Information supplied is believed to be accurate but the Group assumes no responsibility for its accuracy or completeness, any error in or omission from it or for any use made of it. Users of this data sheet should check for themselves the Information and the suitability of the products for their purpose and not make any assumptions based on information included or omitted. Liability for loss or damage resulting from any reliance on the Information or use of it (including liability resulting from negligence or where the Group was aware of the possibility of such loss or damage arising) is excluded. This will not operate to limit or restrict the Group's liability for death or personal injury resulting from its negligence. Multicomp Pro is the registered trademark of Premier Farnell Limited 2019.

Newark.com/multicomp-pro
Farnell.com/multicomp-pro
Element14.com/multicomp-pro

multicomp PRO