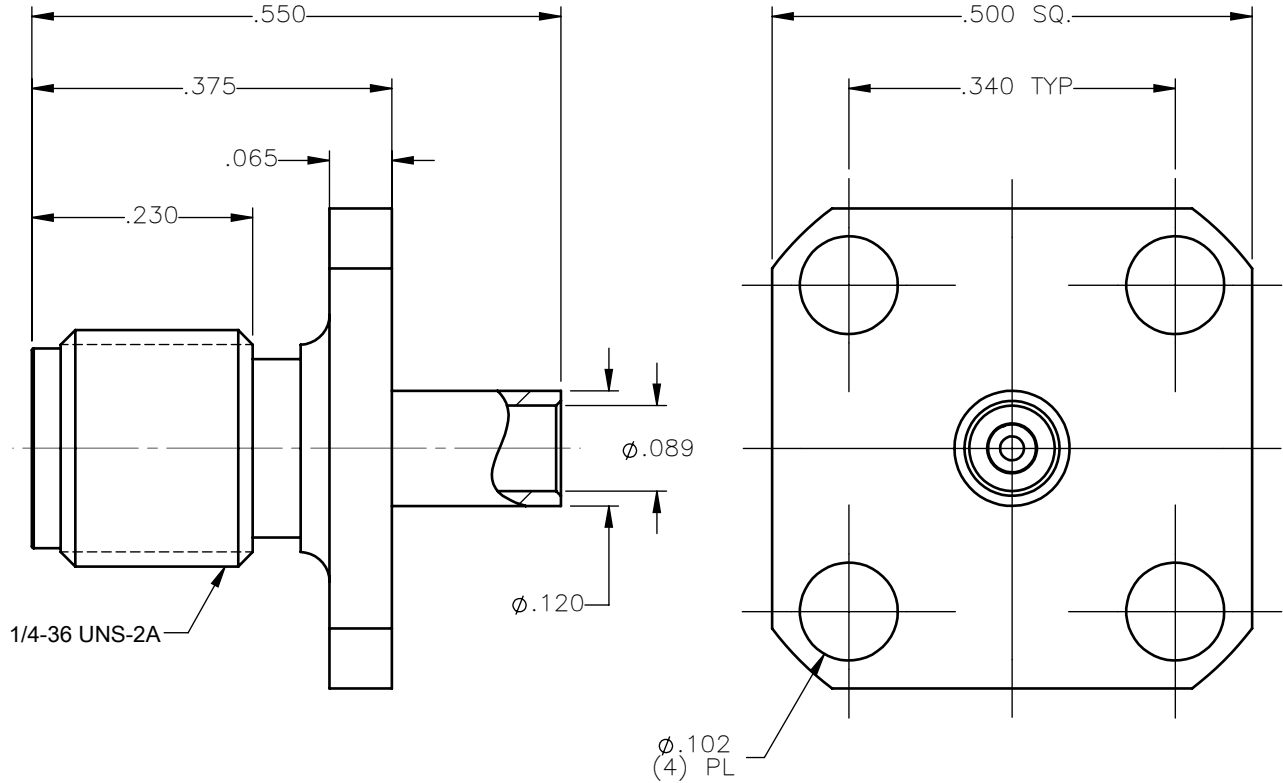


REVISIONS			
REV.	DESCRIPTION	DATE	APPROVED
A	ECO #2274	03/04/97	T.P.S.
B	REDRAWN ON NEW FORMAT	02/12/15	N.D.





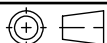
NOTES:

MATERIALS:

1. BODY = STAINLESS STEEL PER ASTM A582, ALLOY 303, CONDITION "A".
2. INSULATOR = VIRGIN WHITE TEFLON PER ASTM D1710, GRADE 1, TYPE I, CLASS "B".
3. CONTACT = BERYLLIUM COPPER PER ASTM B196, ALLOY C17300, TEMPER TD04.

FINISHES:

1. BODY = GOLD PLATE PER ASTM B488-01, TYPE II, 30μin MIN, GRADE C, OVER 50 TO 100μin STRESS FREE NICKEL PER QQ-N-290.
2. CONTACT = GOLD PLATE PER ASTM B488-01, TYPE II, 50μin MIN, GRADE C, OVER 100 TO 200μin STRESS FREE SULFAMATE NICKEL PER QQ-N-290.

UNLESS OTHERWISE SPECIFIED DIMENSIONS ARE IN INCHES TOLERANCES ON	DWN: T.P.S.	DATE: 03/04/97	 Property of Radiall This document cannot be reproduced or communicated to a third party without prior written permission of RADIALL.		
	CHKD: D.N.	DATE: 03/07/97			
	APVD: E.W.	DATE: 03/07/97			
DECIMAL	ANGLE	SMA STRAIGHT JACK 4 HOLE FLANGE MOUNT DIRECT SOLDER TYPE FOR .086 S/R AND SIMILAR CABLES			
REFERENCE:	MATERIALS AND FINISHES:	SIZE: A	FSCM NO.: 19505	DWG NO.: 9431-1083-010	REV: B
ORIGINATED: T.P.S. DATE: 03/04/97	SEE NOTES	SCALE: 5:1	THIRD ANGLE PROJECTION 		SHEET 1 OF 1

9431-1083-010

Mouser Electronics

Authorized Distributor

Click to View Pricing, Inventory, Delivery & Lifecycle Information:

Radial:

[9431-1083-010](#)