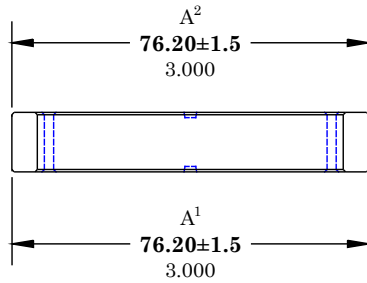


** Not all features are shown in this drawing. For more detailed information, please contact your Fair-Rite representative.

UNCONTROLLED ~CATALOG~ DRAWING

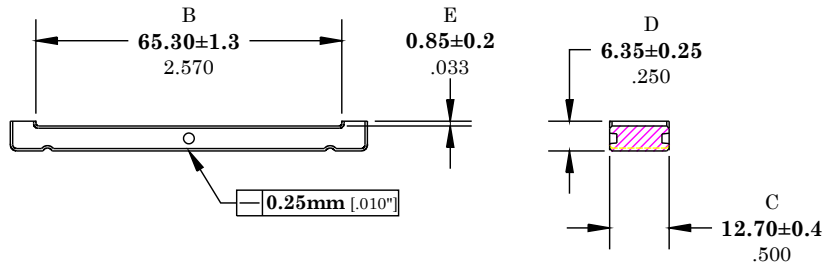
SIZE	PART NO.	REV.
B	2643167751	~




A¹ - A²
0.30 Max.
 .012 Max.

ELECTRICAL SPECIFICATIONS

IMPEDANCE (OHMS)	
25 MHz	100 MHz
36 Min.	92 Min.
N=1, #22 AWG, WL=1' MATE PAIR MEASURE AT END OF SLOT	



DIMENSIONS
BOLD NUMBERS ARE IN MILLIMETERS
 LIGHT NUMBERS ARE IN INCHES

 FAIR-RITE PRODUCTS CORP.				
TITLE FLAT CABLE SUPPRESSION CORE				
DRAWN BY D. FOOTE	DATE 1/27/2020	SIZE	PART NO.	REV.
CHKD BY		B	2643167751	~
APPRVD BY		SCALE	NONE	SHEET 1 of 1

FR# 43