

Cree® XLamp® CMA3090 LED



PRODUCT DESCRIPTION

Cree's XLamp® High-Current LED Array family is optimized for best-in-class lumen output, efficacy and reliability at high drive currents. XLamp CMA LEDs share the same package design and LES sizes as Cree's industry-leading CXA2 Standard Density LEDs, enabling lighting manufacturers to address a range of performance requirements for applications such as track, downlight and outdoor lighting using a single easy-to-use platform. XLamp High-Current LED Arrays are available in 2-step, 3-step and 5-step EasyWhite® bins.

FEATURES

- 23-mm optical source
- Mechanical and optical design consistent with CXA3070 and CXB3070 LEDs
- Available in 70-, 80-, 90- and 95-minimum CRI options
- Cree EasyWhite® 2-, 3- and 5-step binning
- Premium Color 2- and 3-step binning
- Forward voltage options: 48-V class, 72-V class
- 85 °C binning and characterization
- Maximum drive current: 3600 mA (48 V), 2400 mA (72 V)
- 115° viewing angle, uniform chromaticity profile
- Top-side solder connections
- RoHS compliant
- UL® recognized component (E349212)

TABLE OF CONTENTS

Characteristics	2
Operating Limits.....	3
Flux Characteristics, EasyWhite® Order Codes and Bins - 48 V.....	4
Flux Characteristics, Premium Color Order Codes and Bins - 48 V	5
Flux Characteristics, EasyWhite® Order Codes and Bins - 72 V.....	6
Flux Characteristics, Premium Color Order Codes and Bins- 72 V	7
Relative Spectral Power Distribution	8
Electrical Characteristics.....	9
Relative Luminous Flux.....	10
Typical Spatial Distribution.....	11
Performance Groups - Chromaticity	12
Premium Color Performance Groups - Chromaticity	13
Cree EasyWhite® Bins Plotted on the 1931 CIE Color Space	14
Cree Premium Color Bins Plotted on the 1931 CIE Color Space	15
Bin and Order Code Formats	17
Mechanical Dimensions	18
Thermal Design	19
Notes	21
Packaging.....	22



CHARACTERISTICS

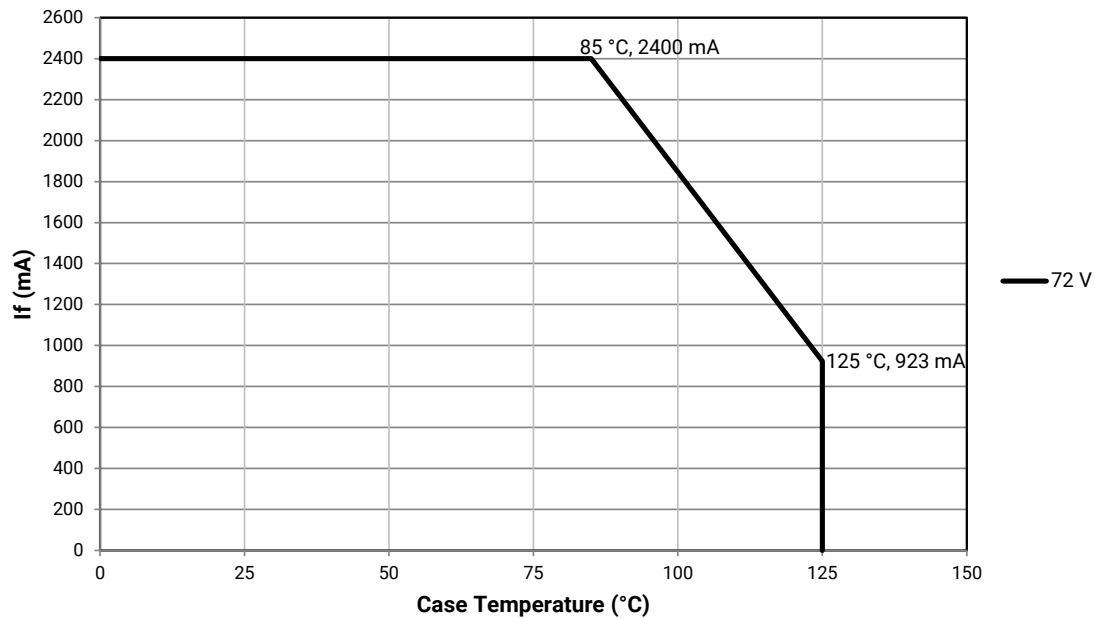
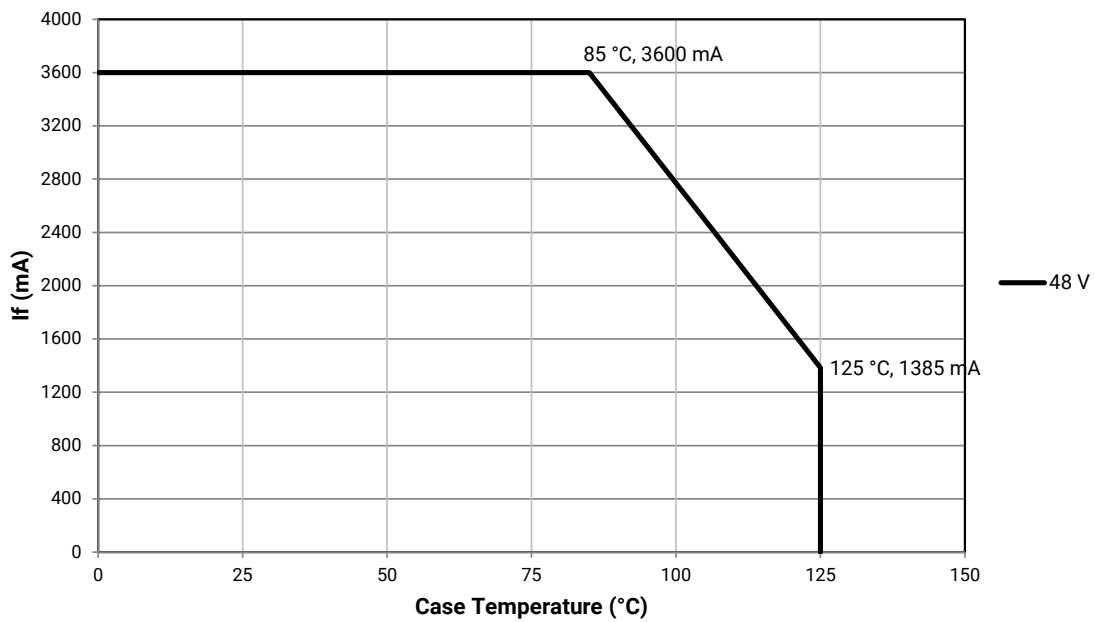
Characteristics	Unit	Minimum	Typical	Maximum
Viewing angle (FWHM)	degrees		115	
ESD withstand voltage (JEDEC JS-001-2012)	V		Class 3A	
DC forward current (48 V)	mA			3600*
DC forward current (72 V)	mA			2400*
Reverse current (48 V, 72 V)	mA			0.1
Forward voltage (48 V, @ 1800 mA, T _j = 85 °C)	V		45	50
Forward voltage (72 V, @ 1200 mA, T _j = 85 °C)	V		68	75

* Refer to the Operating Limits section.

OPERATING LIMITS

The maximum current rating of the CMA3090 depends on the case temperature (T_c) when the LED has reached thermal equilibrium under steady-state operation. The graphs shown below assume that the system design employs good thermal management (thermal interface material and heat sink) and may vary when poor thermal management is employed. Either solder pad shown in the Mechanical Dimensions section on page 18 can be used as the T_c measurement point.

Another important factor in good thermal management is the temperature of the Light Emitting Surface (LES). Cree recommends a maximum LES temperature of 140 °C to ensure optimal LED lifetime. Please refer to the Thermal Design section on page 19 for more information on LES temperature measurement.



FLUX CHARACTERISTICS, EASYWHITE® ORDER CODES AND BINS - 48 V ($I_F = 1800 \text{ mA}$, $T_J = 85 \text{ °C}$)

The following table provides order codes for XLamp CMA3090 LEDs. For a complete description of the order code nomenclature, please see the Bin and Order Code Formats section (page 17).

Nominal CCT	CRI		Minimum Luminous Flux (lm)	Typical Luminous Flux (lm)	2-Step		3-Step		5-Step	
	Min.	Typ			Group	Order Code	Group	Order Code	Group	Order Code
6500 K	70	73	12,573	13,519					65E	CMA3090-0000-000Q0B0A65E
	80	82	11,746	12,630					65E	CMA3090-0000-000Q0H0A65E
5700 K	70	73	12,830	13,795					57E	CMA3090-0000-000Q0B0A57E
	80	82	11,986	12,888					57E	CMA3090-0000-000Q0H0A57E
	90	92	10,195	10,962			57G	CMA3090-0000-000Q0U0A57G		
5000 K	70	73	12,458	13,396					50E	CMA3090-0000-000Q0B0A50E
	80	82	11,638	12,515			50G	CMA3090-0000-000Q0H0A50G		
	90	92	10,195	10,962			50G	CMA3090-0000-000Q0U0A50G		
4000 K	70	73	12,364	13,295					40E	CMA3090-0000-000Q0B0A40E
	80	82	11,506	12,372	40H	CMA3090-0000-000Q0H0A40H	40G	CMA3090-0000-000Q0H0A40G		
	90	92	9,907	10,652	40H	CMA3090-0000-000Q0U0A40H	40G	CMA3090-0000-000Q0U0A40G		
3500 K	80	82	11,225	12,070	35H	CMA3090-0000-000Q0H0A35H	35G	CMA3090-0000-000Q0H0A35G		
	90	92	9,635	10,360	35H	CMA3090-0000-000Q0U0A35H	35G	CMA3090-0000-000Q0U0A35G		
3000 K	70	73	11,506	12,372					30E	CMA3090-0000-000Q0B0A30E
	80	82	10,900	11,720	30H	CMA3090-0000-000Q0H0A30H	30G	CMA3090-0000-000Q0H0A30G		
	90	92	9,215	9,909	30H	CMA3090-0000-000Q0U0A30H	30G	CMA3090-0000-000Q0U0A30G		
2700 K	80	82	10,459	11,246	27H	CMA3090-0000-000Q0H0A27H	27G	CMA3090-0000-000Q0H0A27G		
	90	92	8,799	9,461	27H	CMA3090-0000-000Q0U0A27H	27G	CMA3090-0000-000Q0U0A27G		

- Notes**
- Cree maintains a tolerance of $\pm 7\%$ on flux and power measurements, ± 0.005 on chromaticity (CCx, CCy) measurements and a tolerance of ± 2 on CRI measurements. See the Measurements section (page 21).
 - For 80 CRI minimum LEDs, CRI R9 minimum is 0 with a ± 2 tolerance. For 90 CRI minimum LEDs, CRI R9 typical is 60.

FLUX CHARACTERISTICS, PREMIUM COLOR ORDER CODES AND BINS - 48 V ($I_F = 1800 \text{ mA}$, $T_J = 85 \text{ °C}$)
Fidelity

Nominal CCT	CRI*		Minimum Luminous Flux (lm)	Typical Luminous Flux (lm)	2-Step	
	Min.	Typ			Group	Order Code
4000 K	95	98	8,873	9,541	L5A	CMA3090-0000-000Q0Z0AL5A
3500 K	95	98	8,636	9,286	35H	CMA3090-0000-000Q0Z0A35H
3000 K	95	98	8,075	8,682	30H	CMA3090-0000-000Q0Z0A30H
2700 K	95	98	7,645	8,220	27H	CMA3090-0000-000Q0Z0A27H

Specialty

Nominal CCT	CRI		Minimum Luminous Flux (lm)	Typical Luminous Flux (lm)	2-Step		3-Step			
	Min.	Typ			Group	Order Code	Group	Order Code	Group	Order Code
3100 K	90	92	9,215	9,909			31Q	CMA3090-0000-000Q0U0A31Q		
3000 K	80	82	10,900	11,720	L7B	CMA3090-0000-000Q0H0AL7B				
	90	92	9,215	9,909			30Q	CMA3090-0000-000Q0U0A30Q	30U	CMA3090-0000-000Q0U0A30U
	95	98	8,075	8,682	L7C	CMA3090-0000-000Q0Z0AL7C				

Notes

- Cree maintains a tolerance of $\pm 7\%$ on flux and power measurements, ± 0.005 on chromaticity (CCx, CCy) measurements and a tolerance of ± 2 on CRI measurements. See the Measurements section (page 21).
- For 80 CRI minimum LEDs, CRI R9 minimum is 0 with a ± 2 tolerance. For 90 CRI minimum LEDs, CRI R9 typical is 60.

FLUX CHARACTERISTICS, EASYWHITE® ORDER CODES AND BINS - 72 V ($I_F = 1200 \text{ mA}$, $T_J = 85 \text{ °C}$)

The following table provides order codes for XLamp CMA3090 LEDs. For a complete description of the order code nomenclature, please see the Bin and Order Code Formats section (page 17).

Nominal CCT	CRI		Minimum Luminous Flux (lm)	Typical Luminous Flux (lm)	2-Step		3-Step		5-Step	
	Min.	Typ			Group	Order Code	Group	Order Code	Group	Order Code
6500 K	70	73	12,573	13,519					65E	CMA3090-0000-000R0B0A65E
	80	82	11,746	12,630					65E	CMA3090-0000-000R0H0A65E
5700 K	70	73	12,830	13,795					57E	CMA3090-0000-000R0B0A57E
	80	82	11,986	12,888					57E	CMA3090-0000-000R0H0A57E
	90	92	10,195	10,962			57G	CMA3090-0000-000R0U0A57G		
5000 K	70	73	12,458	13,396					50E	CMA3090-0000-000R0B0A50E
	80	82	11,638	12,515			50G	CMA3090-0000-000R0H0A50G		
	90	92	10,195	10,962			50G	CMA3090-0000-000R0U0A50G		
4000 K	70	73	12,364	13,295					40E	CMA3090-0000-000R0B0A40E
	80	82	11,506	12,372	40H	CMA3090-0000-000R0H0A40H	40G	CMA3090-0000-000R0H0A40G		
	90	92	9,907	10,652	40H	CMA3090-0000-000R0U0A40H	40G	CMA3090-0000-000R0U0A40G		
3500 K	80	82	11,225	12,070	35H	CMA3090-0000-000R0H0A35H	35G	CMA3090-0000-000R0H0A35G		
	90	92	9,635	10,360	35H	CMA3090-0000-000R0U0A35H	35G	CMA3090-0000-000R0U0A35G		
3000 K	70	73	11,506	12,372					30E	CMA3090-0000-000R0B0A30E
	80	82	10,900	11,720	30H	CMA3090-0000-000R0H0A30H	30G	CMA3090-0000-000R0H0A30G		
	90	92	9,215	9,909	30H	CMA3090-0000-000R0U0A30H	30G	CMA3090-0000-000R0U0A30G		
2700 K	80	82	10,459	11,246	27H	CMA3090-0000-000R0H0A27H	27G	CMA3090-0000-000R0H0A27G		
	90	92	8,799	9,461	27H	CMA3090-0000-000R0U0A27H	27G	CMA3090-0000-000R0U0A27G		

- Notes
- Cree maintains a tolerance of $\pm 7\%$ on flux and power measurements, ± 0.005 on chromaticity (CCx, CCy) measurements and a tolerance of ± 2 on CRI measurements. See the Measurements section (page 21).
 - For 80 CRI minimum LEDs, CRI R9 minimum is 0 with a ± 2 tolerance. For 90 CRI minimum LEDs, CRI R9 typical is 60.

FLUX CHARACTERISTICS, PREMIUM COLOR ORDER CODES AND BINS- 72 V ($I_F = 1200 \text{ mA}$, $T_J = 85 \text{ °C}$)
Fidelity

Nominal CCT	CRI*		Minimum Luminous Flux (lm)	Typical Luminous Flux (lm)	2-Step	
	Min.	Typ			Group	Order Code
4000 K	95	98	8,873	9,541	L5A	CMA3090-0000-000R0Z0AL5A
3500 K	95	98	8,636	9,286	35H	CMA3090-0000-000R0Z0A35H
3000 K	95	98	8,075	8,682	30H	CMA3090-0000-000R0Z0A30H
2700 K	95	98	7,645	8,220	27H	CMA3090-0000-000R0Z0A27H

Specialty

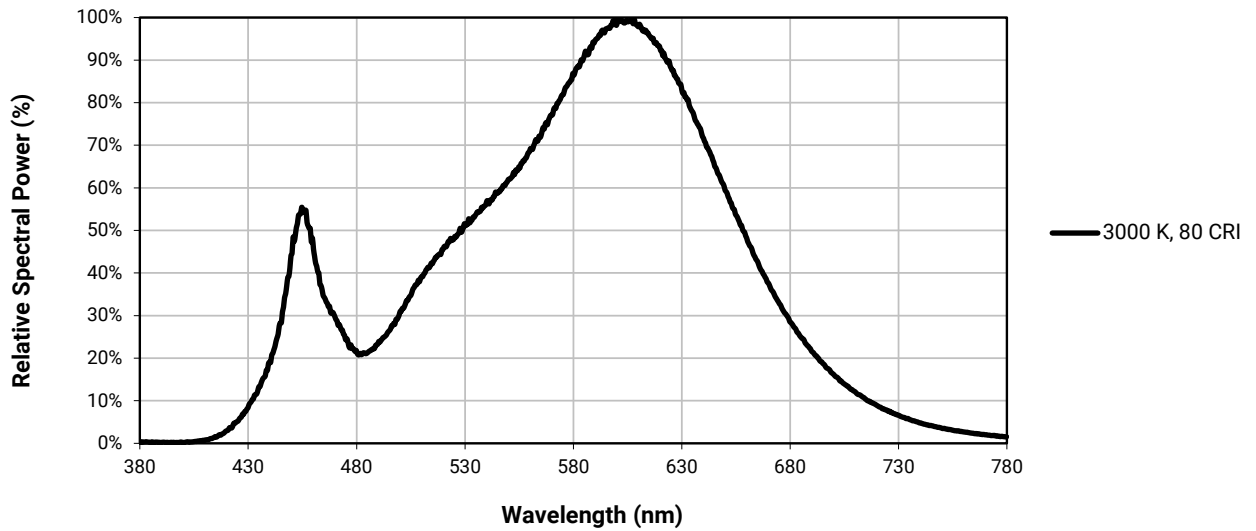
Nominal CCT	CRI		Minimum Luminous Flux (lm)	Typical Luminous Flux (lm)	2-Step		3-Step			
	Min.	Typ			Group	Order Code	Group	Order Code	Group	Order Code
3100 K	90	92	9,215	9,909			31Q	CMA3090-0000-000R0U0A31Q		
3000 K	80	82	10,900	11,720	L7B	CMA3090-0000-000R0H0AL7B				
	90	92	9,215	9,909			30Q	CMA3090-0000-000R0U0A30Q	30U	CMA3090-0000-000R0U0A30U
	95	98	8,075	8,682	L7C	CMA3090-0000-000R0Z0AL7C				

Notes

- Cree maintains a tolerance of $\pm 7\%$ on flux and power measurements, ± 0.005 on chromaticity (CCx, CCy) measurements and a tolerance of ± 2 on CRI measurements. See the Measurements section (page 21).
- For 80 CRI minimum LEDs, CRI R9 minimum is 0 with a ± 2 tolerance. For 90 CRI minimum LEDs, CRI R9 typical is 60.

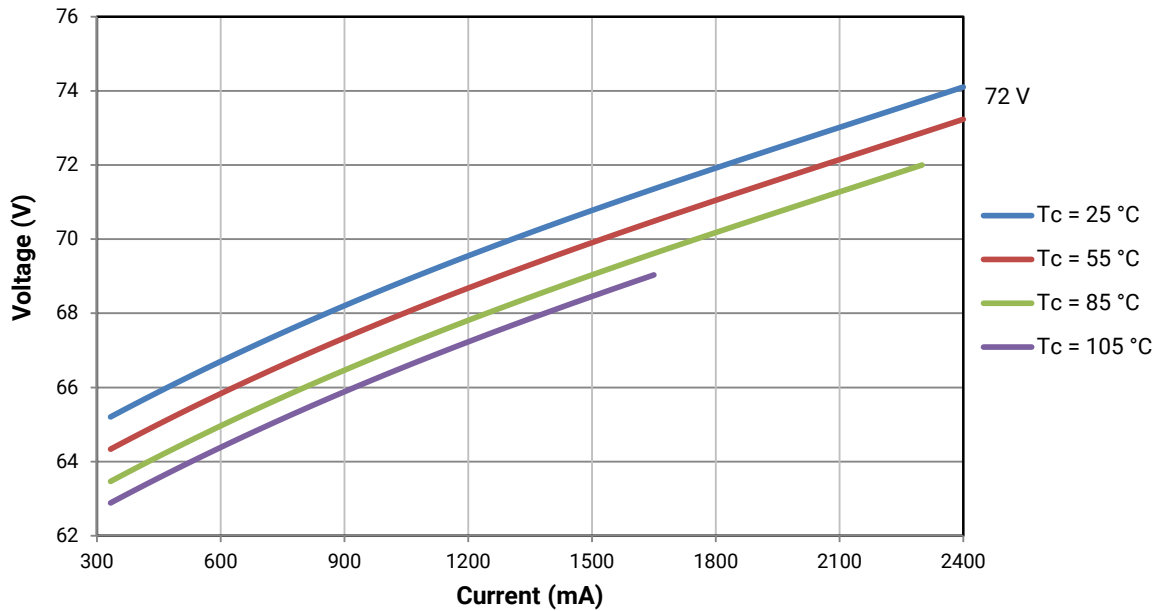
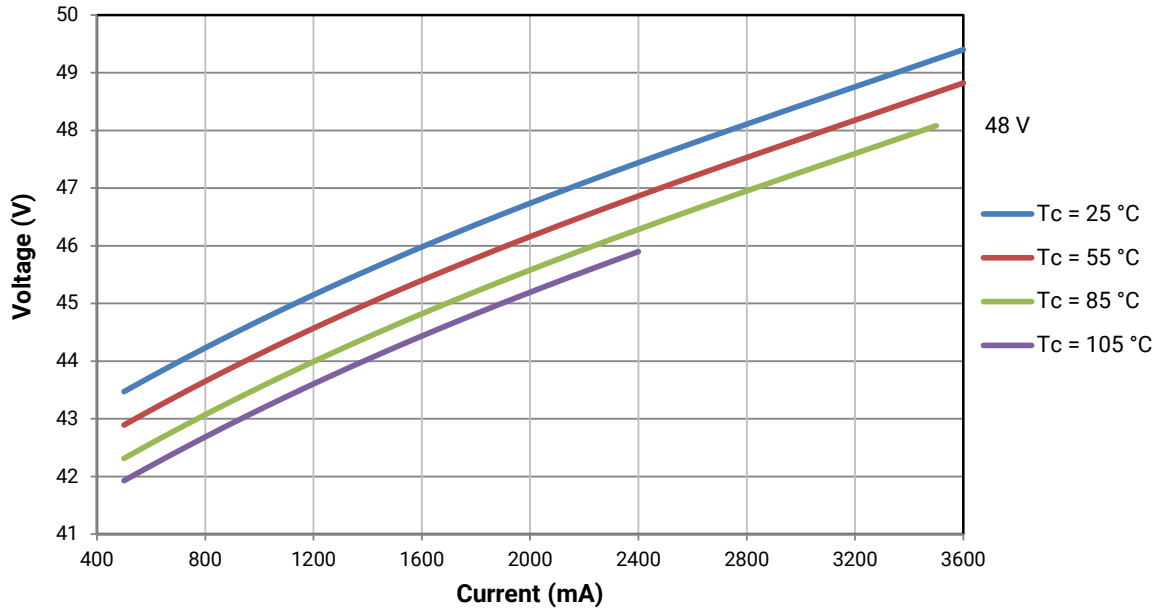
RELATIVE SPECTRAL POWER DISTRIBUTION

The following graph is the result of a series of pulsed measurements at 1800 mA for the 48-V CMA3090, 1200 mA for the 72-V CMA3090 and $T_j = 85^\circ\text{C}$.



ELECTRICAL CHARACTERISTICS

The following graphs are the result of a series of steady-state measurements.

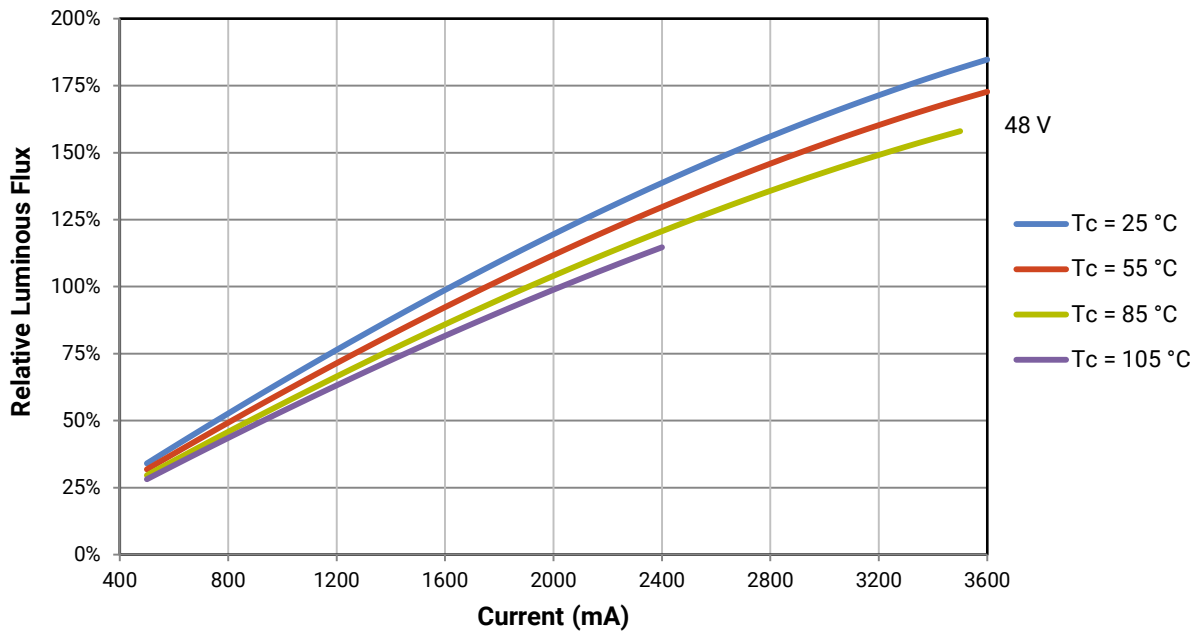


RELATIVE LUMINOUS FLUX

The relative luminous flux values provided below are the ratio of:

- Measurements of CMA3090 at steady-state operation at the given conditions, divided by
- Flux measured during binning, which is a pulsed measurement at 1800 mA at $T_j = 85\text{ }^\circ\text{C}$ for the 48-V CMA3090.

Using the 48-V CMA3090 LED as an example,, at steady-state operation of $T_c = 25\text{ }^\circ\text{C}$, $I_f = 1200\text{ mA}$, the relative luminous flux ratio is 75% in the chart below. A 48-V CMA3090 LED that measures 9909 lm during binning will deliver 7432 lm ($9909 \cdot .75$) at steady-state operation of $T_c = 25\text{ }^\circ\text{C}$, $I_f = 1200\text{ mA}$.

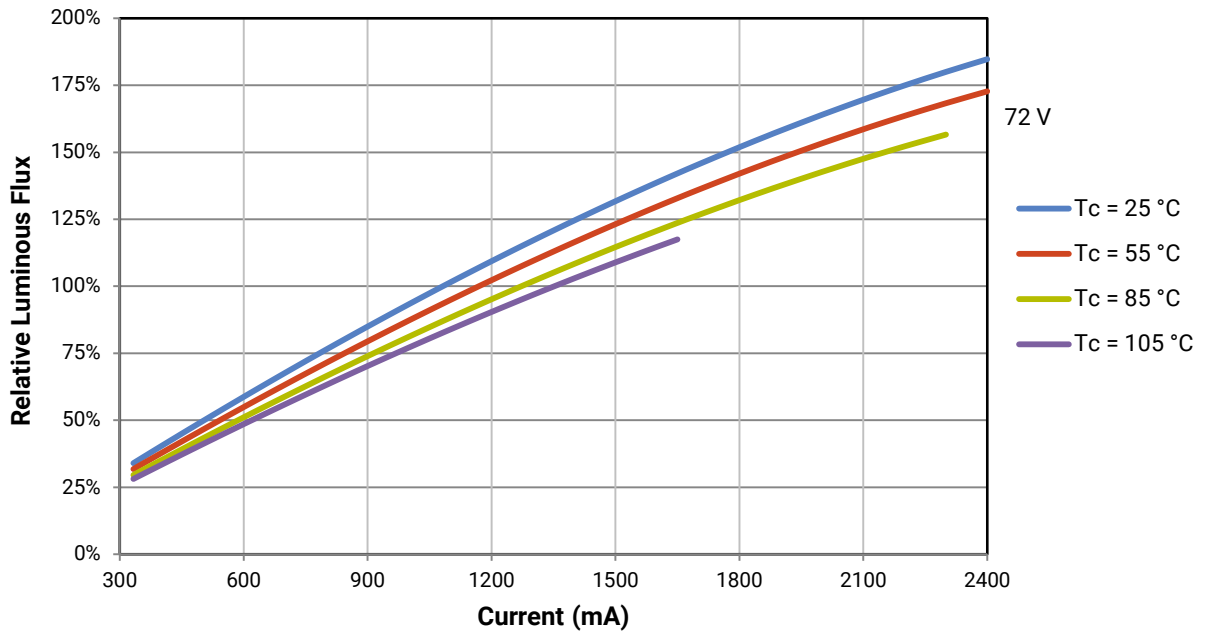


RELATIVE LUMINOUS FLUX - CONTINUED

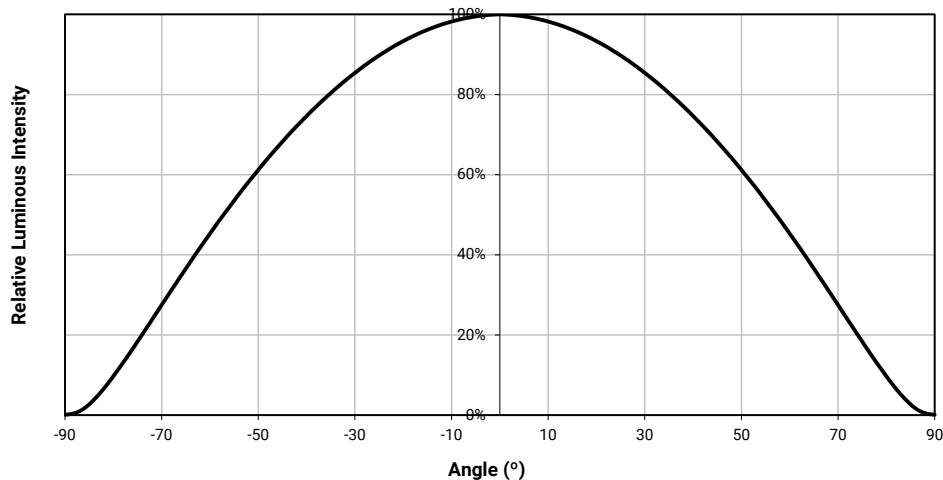
The relative luminous flux values provided below are the ratio of:

- Measurements of CMA3090 at steady-state operation at the given conditions, divided by
- Flux measured during binning, which is a pulsed measurement at 1200 mA at $T_j = 85\text{ }^\circ\text{C}$ for the 72-V CMA3090.

Using the 72-V CMA3090 LED as an example,, at steady-state operation of $T_c = 55\text{ }^\circ\text{C}$, $I_f = 1500\text{ mA}$, the relative luminous flux ratio is 125% in the chart below. A 72-V CMA3090 LED that measures 9,909 lm during binning will deliver 12,386 lm ($9,909 \times 1.25$) at steady-state operation of $T_c = 55\text{ }^\circ\text{C}$, $I_f = 1500\text{ mA}$.



TYPICAL SPATIAL DISTRIBUTION



PERFORMANCE GROUPS - CHROMATICITY ($T_j = 85\text{ }^\circ\text{C}$)

XLamp CMA3090 LEDs are tested for chromaticity and placed into one of the regions defined by the following bounding coordinates.

EasyWhite Color Temperatures – 2-Step			
Code	CCT	x	y
40H	4000 K	0.3777	0.3739
		0.3797	0.3816
		0.3861	0.3855
		0.3838	0.3777
35H	3500 K	0.4022	0.3858
		0.4053	0.3942
		0.4125	0.3977
		0.4091	0.3891
30H	3000 K	0.4287	0.3975
		0.4328	0.4064
		0.4390	0.4086
		0.4347	0.3996
27H	2700 K	0.4524	0.4048
		0.4574	0.4140
		0.4633	0.4154
		0.4581	0.4062

EasyWhite Color Temperatures – 3-Step Ellipse						
Bin Code	CCT	Center Point		Major Axis	Minor Axis	Rotation Angle (°)
		x	y	a	b	
57G	5700 K	0.3287	0.3417	0.00738	0.00360	72.0
50G	5000 K	0.3447	0.3553	0.00840	0.00312	65.0
40G	4000 K	0.3818	0.3797	0.00939	0.00402	53.7
35G	3500 K	0.4073	0.3917	0.00927	0.00414	54.0
30G	3000 K	0.4338	0.4030	0.00834	0.00408	53.2
27G	2700 K	0.4577	0.4099	0.00834	0.00420	48.5

EasyWhite Color Temperatures – 5-Step Ellipse						
Bin Code	CCT	Center Point		Major Axis	Minor Axis	Rotation Angle (°)
		x	y	a	b	
65E	6500 K	0.3123	0.3282	0.01110	0.00550	61.0
57E	5700 K	0.3287	0.3417	0.01230	0.00600	72.0
50E	5000 K	0.3447	0.3553	0.01400	0.00520	65.0
40E	4000 K	0.3818	0.3797	0.01565	0.00670	53.7
30E	3000 K	0.4338	0.4030	0.01390	0.00680	53.2

PREMIUM COLOR PERFORMANCE GROUPS - CHROMATICITY ($T_j = 85\text{ }^\circ\text{C}$)

XLamp CMA3090 LEDs are tested for chromaticity and placed into one of the regions defined by the following bounding coordinates.

Fidelity

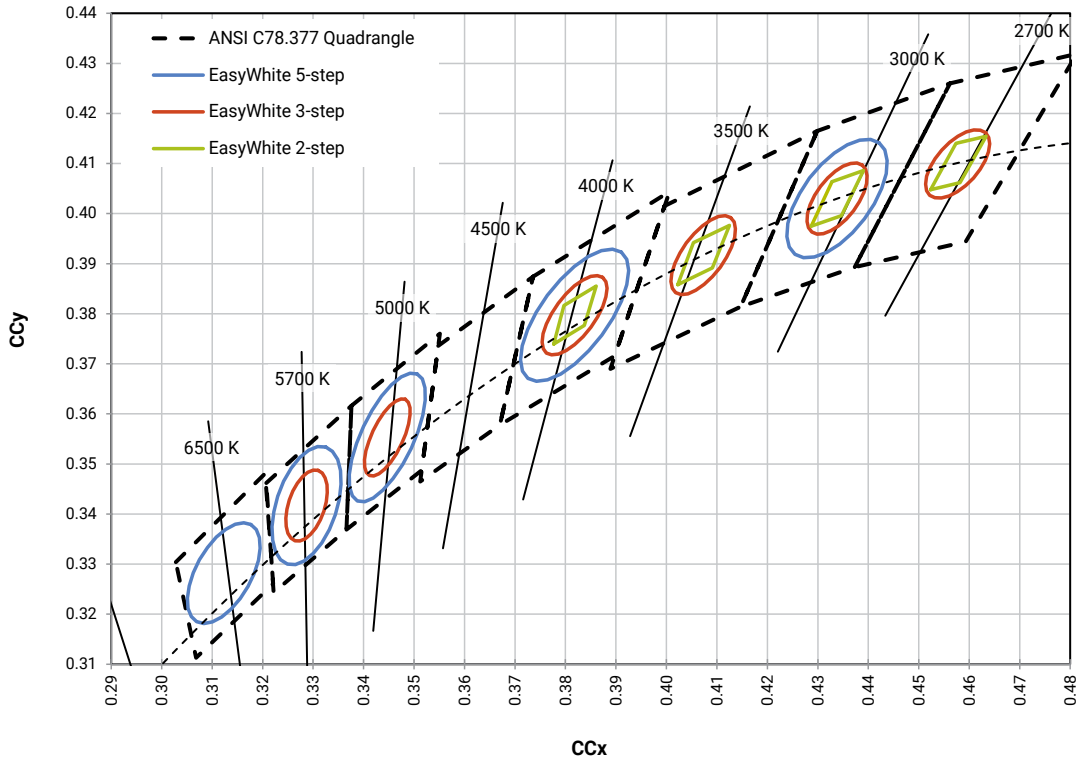
EasyWhite Color Temperatures – 2-Step			
Code	CCT	x	y
L5A	4000 K	0.3764	0.3711
		0.3784	0.3787
		0.3847	0.3826
		0.3825	0.3748
35H	3500 K	0.4022	0.3858
		0.4053	0.3942
		0.4125	0.3977
		0.4091	0.3891
30H	3000 K	0.4287	0.3975
		0.4328	0.4064
		0.4390	0.4086
		0.4347	0.3996
27H	2700 K	0.4524	0.4048
		0.4574	0.4140
		0.4633	0.4154
		0.4581	0.4062

Specialty

EasyWhite Color Temperatures – 2-Step			
Code	CCT	x	y
L7B	3000 K	0.4263	0.3848
		0.4296	0.3916
		0.4361	0.3938
		0.4326	0.3868
L7C	3000 K	0.4192	0.3754
		0.4224	0.3823
		0.4291	0.3847
		0.4257	0.3777

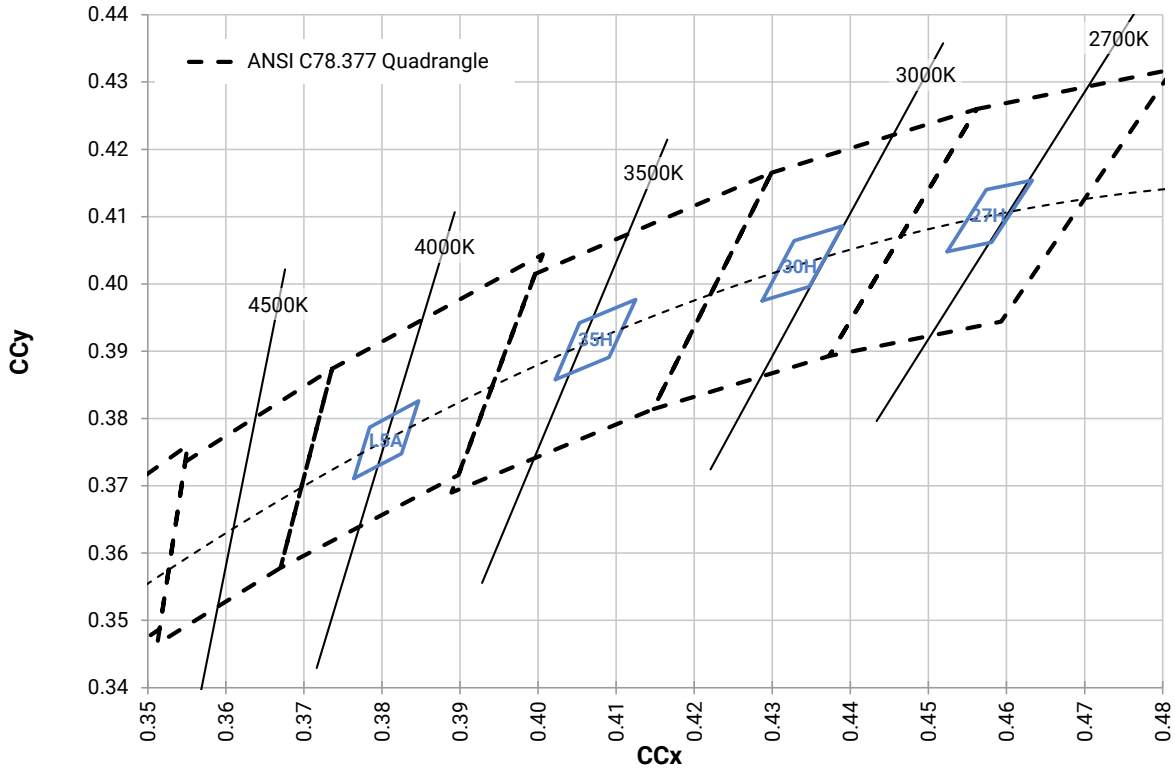
EasyWhite Color Temperatures – 3-Step Ellipse						
Bin Code	CCT	Center Point		Major Axis	Minor Axis	Rotation Angle (°)
		x	y	a	b	
31Q	3100 K	0.4236	0.3888	0.00848	0.00455	50.3
30Q	3000 K	0.4305	0.3935	0.00834	0.00408	53.2
30U	3000 K	0.4274	0.3837	0.00834	0.00408	53.2

CREE EASYWHITE® BINS PLOTTED ON THE 1931 CIE COLOR SPACE ($T_j = 85\text{ }^\circ\text{C}$)



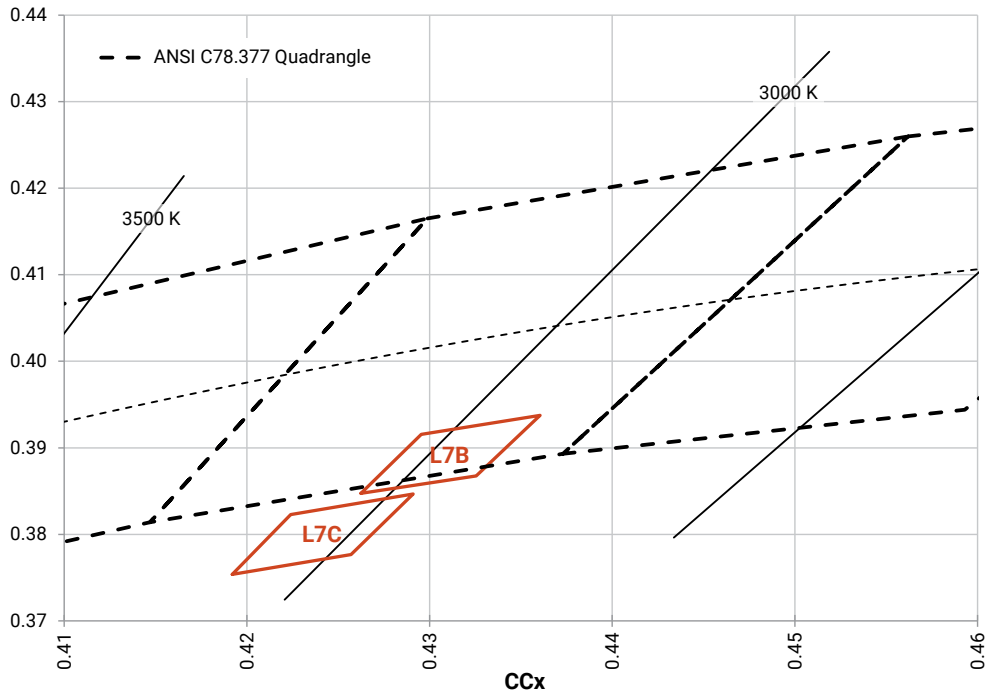
CREE PREMIUM COLOR BINS PLOTTED ON THE 1931 CIE COLOR SPACE ($T_j = 85^\circ\text{C}$)

Fidelity (2-step)

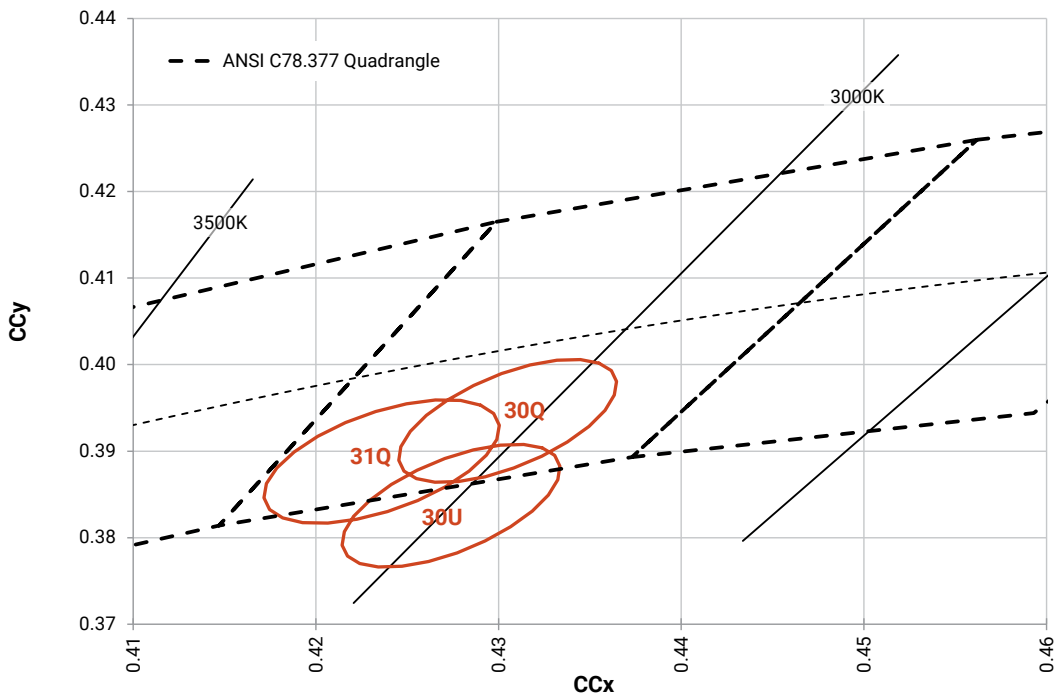


CREE PREMIUM COLOR BINS PLOTTED ON THE 1931 CIE COLOR SPACE ($T_j = 85^\circ\text{C}$) - CONTINUED

Speciality (2-step)

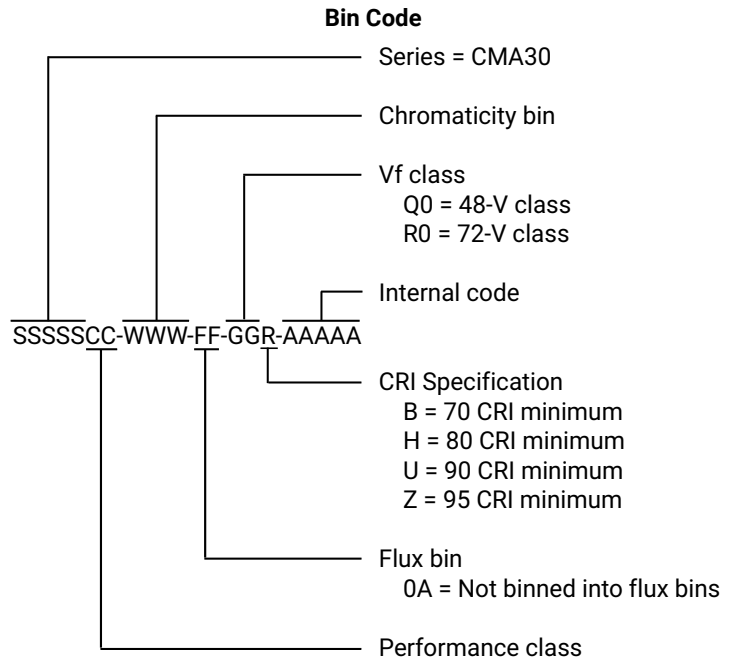
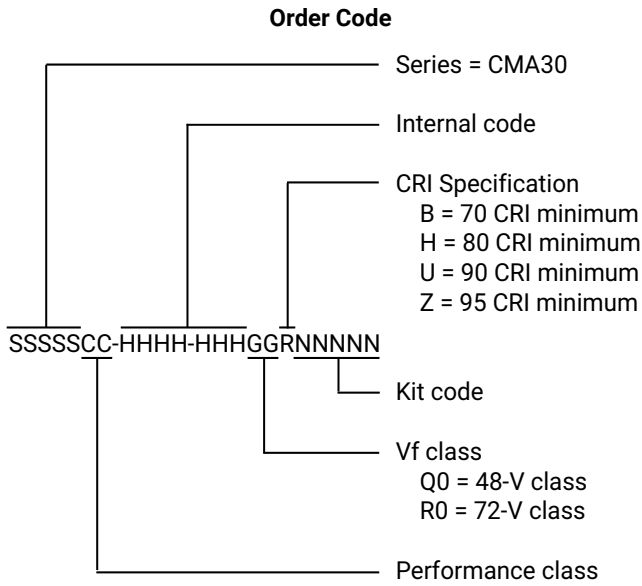


Speciality (3-step)



BIN AND ORDER CODE FORMATS

Bin codes and order codes are configured as follows:



MECHANICAL DIMENSIONS

Dimensions are in mm.

Tolerances unless otherwise specified: $\pm .13$

$x^\circ \pm 1^\circ$

M3090Q = 48-V CMA3090

M3090R = 72-V CMA3090

X₁ X₂ X₃ X₄ X₅

X1 CCT

1 = 6500 K
⋮

8 = 2700 K

X2

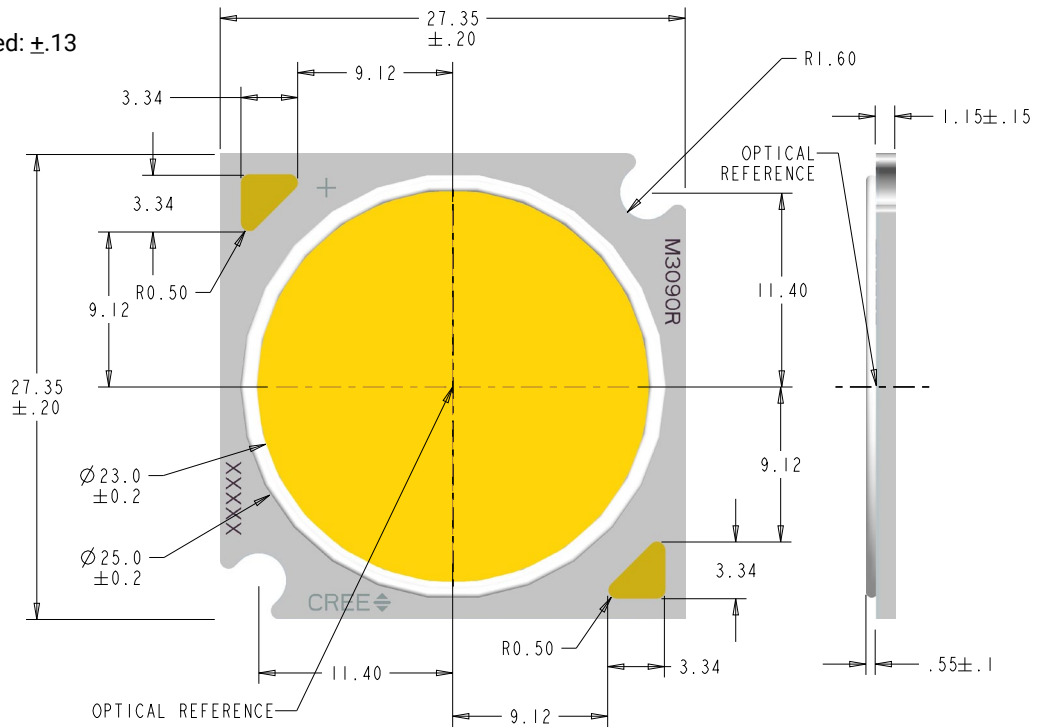
M = EasyWhite or Fidelity LED on the black-body line
Q = Specialty LED below the black-body line
U = Specialty LED below the black-body line

X3 X4 Flux bin

0A = Not binned into flux bins

X5 CRI

B = 70 CRI min
H = 80 CRI min
U = 90 CRI min
Z = 95 CRI min



Tc measurement point: either the anode or cathode solder pad

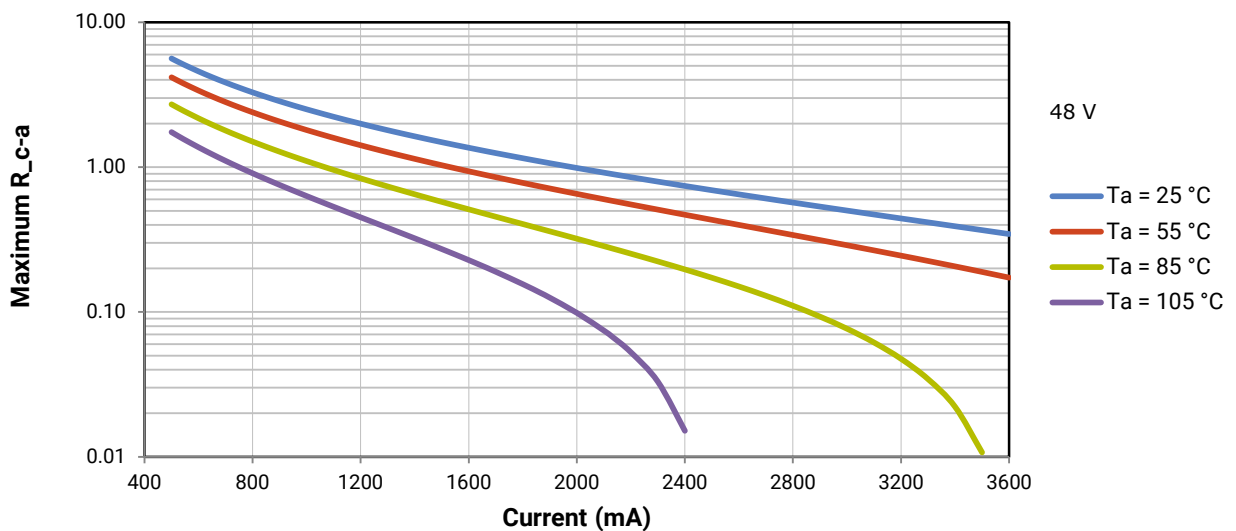
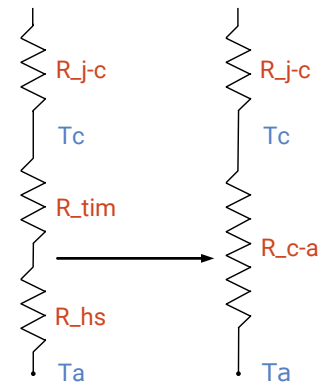
THERMAL DESIGN

The CMA family of LED arrays can include over a hundred different LED die inside one package, and thus over a hundred different junction temperatures (T_j). Cree has intentionally removed junction-temperature-based operating limits and replaced the commonplace maximum T_j calculations with maximum ratings based on forward current (I_f) and case temperature (T_c). No additional calculations are required to ensure that the CMA LED is being operated within its designed limits. LES temperature measurement provides additional verification of good thermal design. Please refer to page 2 for the Operating Limit specification.

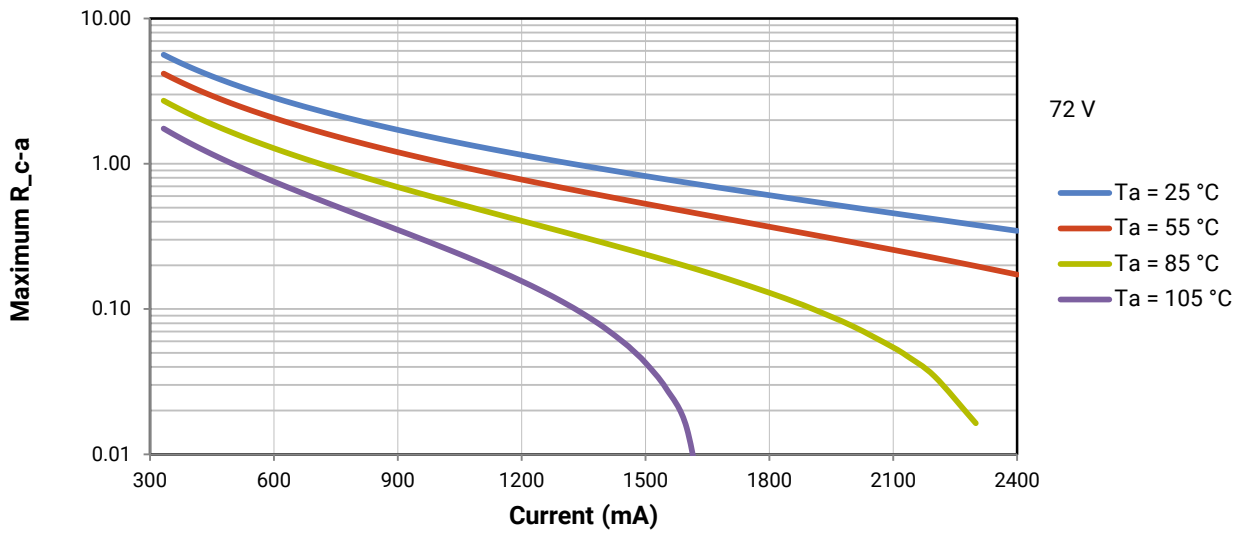
There is no need to calculate for T_j inside the package, as the thermal management design process, specifically from solder point (T_{sp}) to ambient (T_a), remains identical to any other LED component. For more information on thermal management of Cree XLamp LEDs, please refer to the [Thermal Management application note](#). For CMA soldering recommendations and information on thermal interface materials (TIM), LES temperature measurement, and connection methods, please refer to the [Cree XLamp CM Family LEDs soldering and handling document](#).

To keep the CMA3090 LED at or below the maximum rated T_c , the case to ambient temperature thermal resistance (R_{c-a}) must be at or below the maximum R_{c-a} value shown on the following graphs, depending on the operating environment. The y-axis in the graphs is a base 10 logarithmic scale.

As the figure at right shows, the R_{c-a} value is the sum of the thermal resistance of the TIM (R_{tim}) plus the thermal resistance of the heat sink (R_{hs}).



THERMAL DESIGN - CONTINUED



NOTES

Measurements

The luminous flux, radiant power, chromaticity, forward voltage and CRI measurements in this document are binning specifications only and solely represent product measurements as of the date of shipment. These measurements will change over time based on a number of factors that are not within Cree's control and are not intended or provided as operational specifications for the products. Calculated values are provided for informational purposes only and are not intended or provided as specifications.

Pre-Release Qualification Testing

Please read the [LED Reliability Overview](#) for details of the qualification process Cree applies to ensure long-term reliability for XLamp LEDs and details of Cree's pre-release qualification testing for XLamp LEDs. Cree did not perform Room Temperature Operating Life (RTOL) testing on the CMA3090 LED

Lumen Maintenance

Cree now uses standardized IES LM-80-08 and TM-21-11 methods for collecting long-term data and extrapolating LED lumen maintenance. For information on the specific LM-80 data sets available for this LED, refer to the public [LM-80 results document](#).

Please read the [Long-Term Lumen Maintenance application note](#) for more details on Cree's lumen maintenance testing and forecasting. Please read the [Thermal Management application note](#) for details on how thermal design, ambient temperature, and drive current affect the LED junction temperature.

RoHS Compliance

The levels of RoHS restricted materials in this product are below the maximum concentration values (also referred to as the threshold limits) permitted for such substances, or are used in an exempted application, in accordance with EU Directive 2011/65/EC (RoHS2), as implemented January 2, 2013. RoHS Declarations for this product can be obtained from your Cree representative or from the [Product Ecology](#) section of the Cree website.

UL® Recognized Component

This product meets the requirements to be considered a UL Recognized Component with Level 4 enclosure consideration. The LED package or a portion thereof has been investigated as a fire and electrical enclosure per ANSI/UL 8750.


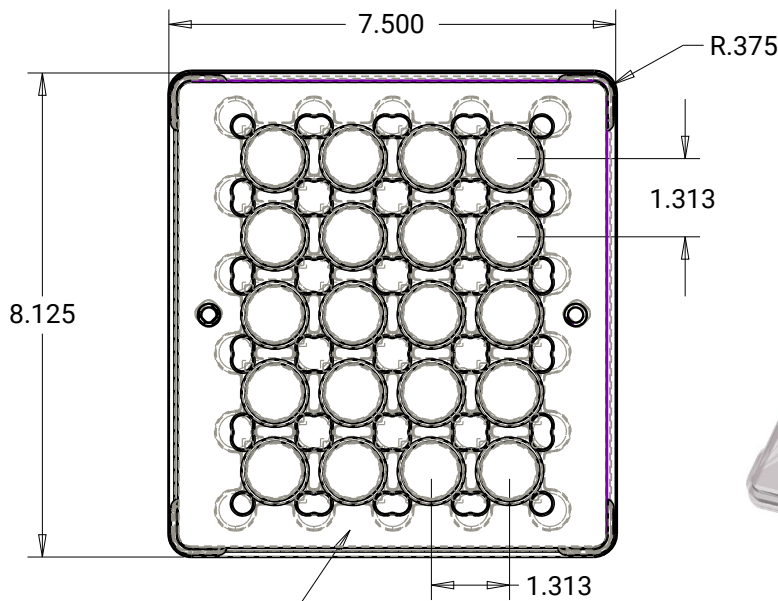
Vision Advisory

WARNING: Do not look at an exposed lamp in operation. Eye injury can result. For more information about LEDs and eye safety, please refer to the [LED Eye Safety application note](#).

PACKAGING

Cree CMA3090 LEDs are packaged in trays of 20. Five trays are sealed in an anti-static bag and placed inside a carton, for a total of 100 LEDs per carton. Each carton contains 100 LEDs from the same performance bin.

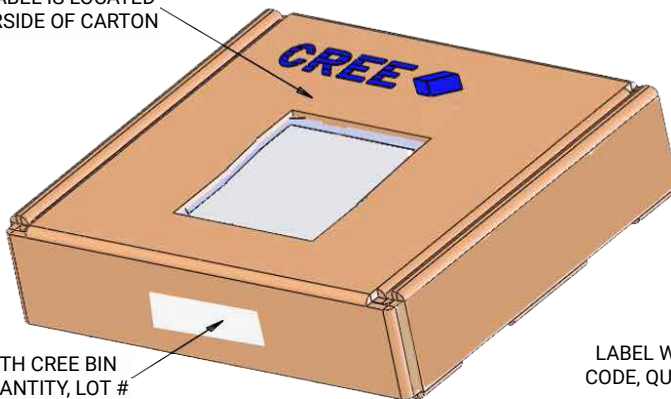
Dimensions are in inches.
Tolerances: ± 0.13
 $x^\circ \pm 1^\circ$



LABEL WITH CREE BIN CODE,
QUANTITY, LOT #

PATENT LABEL IS LOCATED
ON UNDERSIDE OF CARTON

LABEL WITH CREE BIN
CODE, QUANTITY, LOT #



BAG

LABEL WITH CREE BIN
CODE, QUANTITY, LOT #

