





Round Indicator Series with 22 dia. and 25 dia. (when using a ring)

- Same type as the A22-series Pushbutton Switches.
- Use 25-dia. ring to install in 25-dia. panel cutouts.
- IP65



 Refer to *Safety Precautions for All Pushbutton Switches and Safety Precautions for the A22.*

List of Models

Appearance		Model
Round	Flat 	M22-F
Square	Projection 	M22-C

Model Number Structure

Model Number Legend..... Shipped as a set which includes the Display, Lamp, and Socket Unit.
For information on combinations, refer to Ordering Information.

(1) (2) (3)
M22 - F G - 24A

(1) Display Shape

Code	Description
F	Round/Flat
C	Square/Projection

(2) Illumination Color

Code	Description
R	Red
G	Green
Y	Yellow
W	White
A	Blue

(3) Light Source

Without Voltage Reduction Unit

Code	Type	Operating voltage
6A	LED	6 VAC/VDC
12A		12 VAC/VDC
24A		24 VAC/VDC
5	Incandescent lamp	5 VAC/VDC
12		12 VAC/VDC
24		24 VAC/VDC

With Voltage Reduction Unit





Code	Type	Operating voltage
T1	LED	100 VAC
T2		200 VAC

• LED incorporates the 24-VAC/VDC type.

Ordering Information

Completely Assembled Shipped as a set which includes the Display, Lamp, and Socket Unit.

Indicator

Appearance	Lighting	Operating voltage	Set	Illumination color
Round/Flat without Voltage Reduction Unit M22-F 	LED	6 VAC/VDC	M22-F□-6A	R (red) Y (yellow) G (green) W (white) A (blue)
		12 VAC/VDC	M22-F□-12A	
		24 VAC/VDC	M22-F□-24A	
Round/Flat with Voltage Reduction Unit M22-F 	LED	100 VAC	M22-F□-T1	
		200 VAC	M22-F□-T2	
Square/Projection without Voltage Reduction Unit M22-C 	LED	6 VAC/VDC	M22-C□-6A	
		12 VAC/VDC	M22-C□-12A	
		24 VAC/VDC	M22-C□-24A	
Square/Projection with Voltage Reduction Unit M22-C 	LED	100 VAC	M22-C□-T1	
		200 VAC	M22-C□-T2	

Note: Insert a symbol indicating the color of the Operation Unit in the box in the model number above.

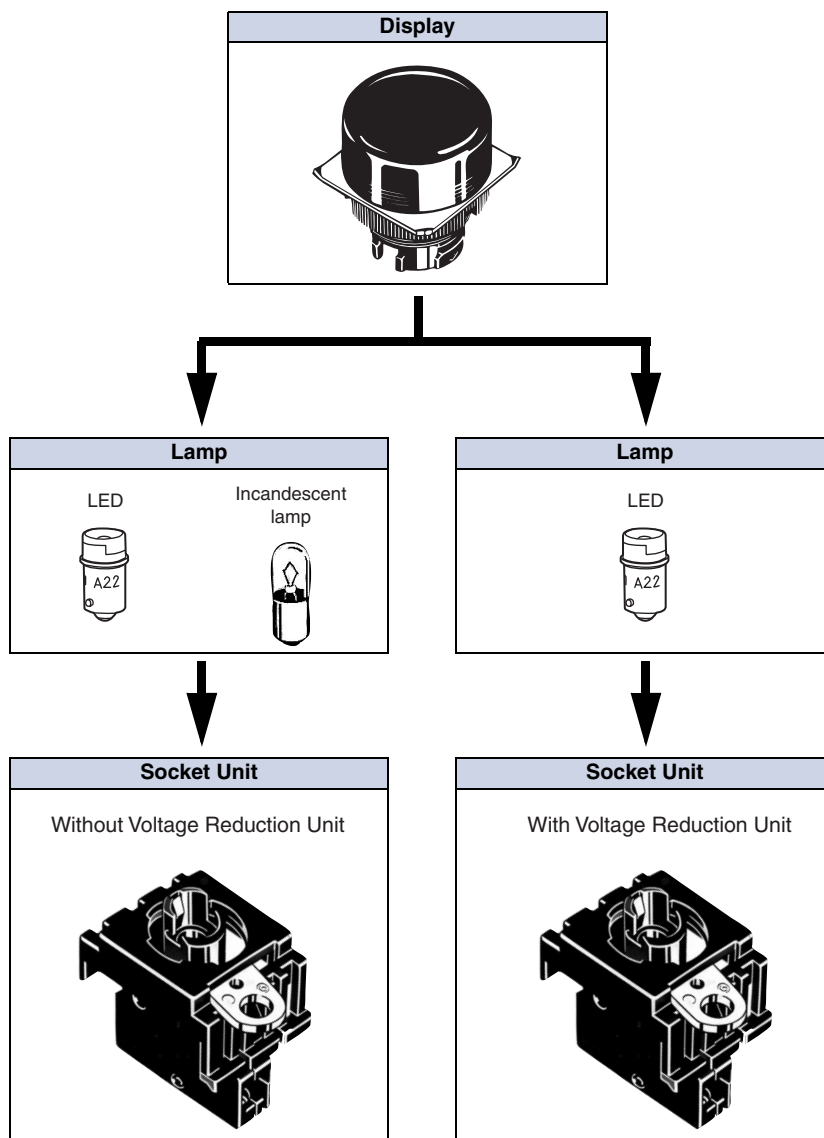
Individual models: Refer to pages 3 to 4.
(The Display, Lamp, and Socket Unit can be ordered separately.)

■ Specifications: Refer to page 5. ■ Dimensions: Refer to page 6.
■ Accessories: Refer to the A22.

Ordering Information

Subassembled The Display, Lamp, or Socket Unit can be ordered separately. Use them in combination for models that are not available as assembled Units. These can also be used as inventory for maintenance parts.

- Ordering: Specify models on the following page.



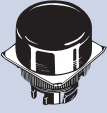

Ordering set combinations: Refer to page 2.

■ Specifications: Refer to page 5. ■ Dimensions: Refer to page 6.
 ■ Accessories: Refer to the A22.

Ordering Information


Subassembled..... The Display, Lamp, or Socket Unit can be ordered separately. Use them in combination for models that are not available as assembled Units. These can also be used as inventory for maintenance parts.

Display

Appearance	Sealing	IP65	
	Color of Display	Model	
Round (Flat) 	Red	M22-FR	
	Green	M22-FG	
	Yellow	M22-FY	
	White	M22-FW	
	Blue	M22-FA	
Square (Projection) 	Red	M22-CR	
	Green	M22-CG	
	Yellow	M22-CY	
	White	M22-CW	
	Blue	M22-CA	

Lamp


LED

Operating voltage			6 V	12 V	24 V
Appearance	AC/DC	LED light	Model		
	AC and DC	Red	A22-6AR	—	—
		Green	A22-6AG	—	—
		Yellow *	A22-6AY	—	—
		Blue	A22-6AA	—	—
		Red	—	A22-12AR	A22-24AR
		Green	—	A22-12AG	A22-24AG
		Yellow *	—	A22-12AY	A22-24AY
		Blue	—	A22-12AA	A22-24AA

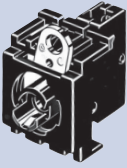
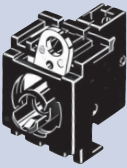
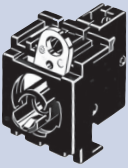
Note: For voltage-reduction lighting, use the A22-24A□. Only 24-V LED lamps can be used.

* Used when the Display color is yellow or white.

Incandescent

Appearance	Operating voltage	5 VAC/VDC	12 VAC/VDC	24 VAC/VDC
		A22-5	A22-12	A22-24

Socket Unit

Appearance	  		
Item			
Classification	Without Voltage Reduction Unit	With Voltage Reduction Unit (110 VAC)	With Voltage Reduction Unit (220 VAC)
Model	M22-00	M22-00-T1	M22-00-T2

Note: For voltage-reduction lighting, use the A22-24A□. Only 24-V LED lamps can be used.

Accessories, Replacements, and Tools

The M22 uses the same accessories as the A22. Refer to the relevant information in the corresponding section for the A22.

Specifications

Ratings

LED Lamp

Rated voltage	Rated current	Operating voltage
6 VAC/VDC	8 mA	6 VAC/VDC $\pm 5\%$
12 VAC/VDC		12 VAC/VDC $\pm 5\%$
24 VAC/VDC		24 VAC/VDC $\pm 5\%$

Incandescent Lamp

Rated voltage	Rated current	Operating voltage
6 VAC/VDC	200 mA	5 V
14 VAC/VDC	80 mA	12 V
28 VAC/VDC	40 mA	24 V

Voltage-reduction Lighting

Rated voltage	Rated current	Operating voltage	Applicable lamp (BA9S/Base: 13)
110 VAC	8 mA	100 VAC (95 to 115 V)	LED lamp (A22-24□)
220 VAC		200 VAC (190 to 230 V)	

Characteristics

Ambient operating temperature	-20°C to 55°C
Ambient operating humidity	35% to 85%RH
Ambient storage temperature	-40°C to 70°C
Degree of protection	IP65
Electric shock protection class	Class II
PTI (tracking characteristic)	175
Degree of contamination	3 (IEC60947-5-1)

Approved Standard Ratings

UL, cUL (File No. E41515)

Input voltage: 120 V max. 2.6 W max. (A22-TN)

110 VAC (A22-T1)

200 VAC (A22-T2)

Note: Only Lamp Sockets are recognized by UL.

CCC (GB14048.5)

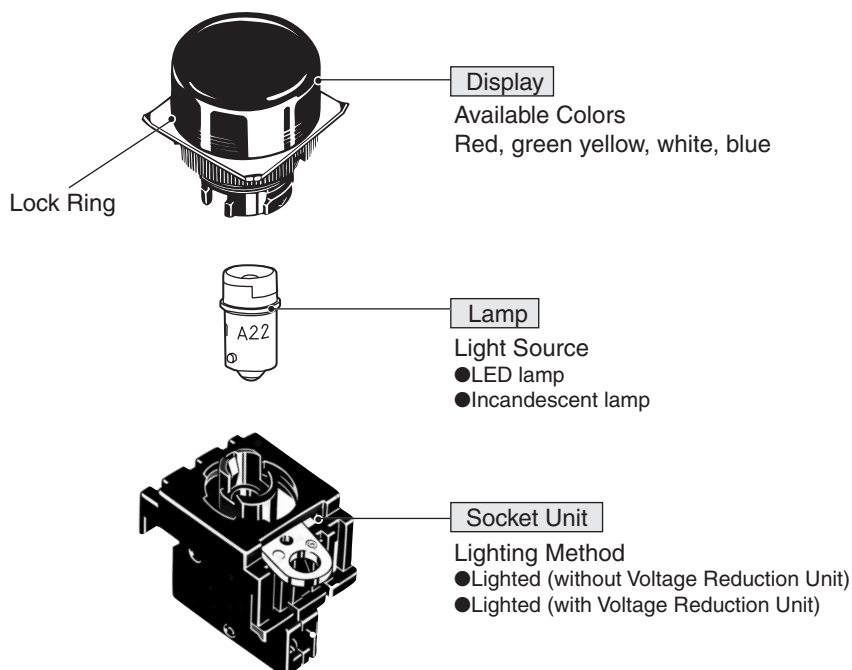
24 VAC/VDC max. (Without Voltage Reduction Unit)

100 VAC (With Voltage Reduction Unit: M22-□□-T1)

200 VAC (With Voltage Reduction Unit: M22-□□-T2)

Nomenclature

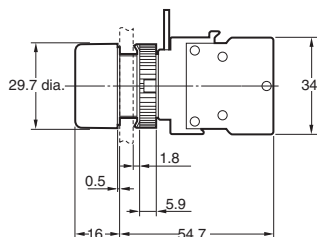
Model Structure



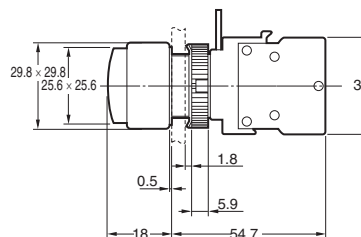
Dimensions

Indicators

Round M22-F

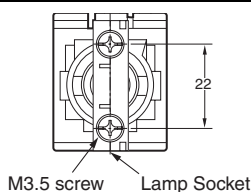


Square M22-C



Terminal Arrangement (Bottom View)

With/Without Voltage Reduction Unit

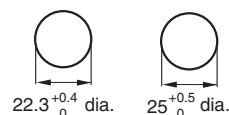


Note: The figure shows an example of the terminal arrangement when the Socket Unit is removed.

Terminal Connection

Type	Without Voltage Reduction Unit	With Voltage Reduction Unit
Terminal Connection		

Panel Cutouts



Lock Ring is provided as a standard item.

- When applying coating such as paint to the panel, the dimensions should be those after the application of coating.
- Recommended panel thickness: 1 to 5 mm.
- Use an A22Z-R25 Ring when mounting to a panel with 25-mm holes.

Accessories

Refer to the relevant information in the corresponding section for the A22.

Safety Precautions

Refer to *Safety Precautions for All Pushbutton Switches* and *Safety Precautions for the A22*.

Read and Understand This Catalog

Please read and understand this catalog before purchasing the products. Please consult your OMRON representative if you have any questions or comments.

Warranty and Limitations of Liability

WARRANTY

OMRON's exclusive warranty is that the products are free from defects in materials and workmanship for a period of one year (or other period if specified) from date of sale by OMRON.

OMRON MAKES NO WARRANTY OR REPRESENTATION, EXPRESS OR IMPLIED, REGARDING NON-INFRINGEMENT, MERCHANTABILITY, OR FITNESS FOR PARTICULAR PURPOSE OF THE PRODUCTS. ANY BUYER OR USER ACKNOWLEDGES THAT THE BUYER OR USER ALONE HAS DETERMINED THAT THE PRODUCTS WILL SUITABLY MEET THE REQUIREMENTS OF THEIR INTENDED USE. OMRON DISCLAIMS ALL OTHER WARRANTIES, EXPRESS OR IMPLIED.

LIMITATIONS OF LIABILITY

OMRON SHALL NOT BE RESPONSIBLE FOR SPECIAL, INDIRECT, OR CONSEQUENTIAL DAMAGES, LOSS OF PROFITS OR COMMERCIAL LOSS IN ANY WAY CONNECTED WITH THE PRODUCTS, WHETHER SUCH CLAIM IS BASED ON CONTRACT, WARRANTY, NEGLIGENCE, OR STRICT LIABILITY.

In no event shall the responsibility of OMRON for any act exceed the individual price of the product on which liability is asserted.

IN NO EVENT SHALL OMRON BE RESPONSIBLE FOR WARRANTY, REPAIR, OR OTHER CLAIMS REGARDING THE PRODUCTS UNLESS OMRON'S ANALYSIS CONFIRMS THAT THE PRODUCTS WERE PROPERLY HANDLED, STORED, INSTALLED, AND MAINTAINED AND NOT SUBJECT TO CONTAMINATION, ABUSE, MISUSE, OR INAPPROPRIATE MODIFICATION OR REPAIR.

Application Considerations

SUITABILITY FOR USE

OMRON shall not be responsible for conformity with any standards, codes, or regulations that apply to the combination of products in the customer's application or use of the products.

At the customer's request, OMRON will provide applicable third party certification documents identifying ratings and limitations of use that apply to the products. This information by itself is not sufficient for a complete determination of the suitability of the products in combination with the end product, machine, system, or other application or use.

The following are some examples of applications for which particular attention must be given. This is not intended to be an exhaustive list of all possible uses of the products, nor is it intended to imply that the uses listed may be suitable for the products:

- Outdoor use, uses involving potential chemical contamination or electrical interference, or conditions or uses not described in this catalog.
- Nuclear energy control systems, combustion systems, railroad systems, aviation systems, medical equipment, amusement machines, vehicles, safety equipment, and installations subject to separate industry or government regulations.
- Systems, machines, and equipment that could present a risk to life or property.

Please know and observe all prohibitions of use applicable to the products.

NEVER USE THE PRODUCTS FOR AN APPLICATION INVOLVING SERIOUS RISK TO LIFE OR PROPERTY WITHOUT ENSURING THAT THE SYSTEM AS A WHOLE HAS BEEN DESIGNED TO ADDRESS THE RISKS, AND THAT THE OMRON PRODUCTS ARE PROPERLY RATED AND INSTALLED FOR THE INTENDED USE WITHIN THE OVERALL EQUIPMENT OR SYSTEM.

PROGRAMMABLE PRODUCTS

OMRON shall not be responsible for the user's programming of a programmable product, or any consequence thereof.

Disclaimers

CHANGE IN SPECIFICATIONS

Product specifications and accessories may be changed at any time based on improvements and other reasons.

It is our practice to change model numbers when published ratings or features are changed, or when significant construction changes are made. However, some specifications of the products may be changed without any notice. When in doubt, special model numbers may be assigned to fix or establish key specifications for your application on your request. Please consult with your OMRON representative at any time to confirm actual specifications of purchased products.

DIMENSIONS AND WEIGHTS

Dimensions and weights are nominal and are not to be used for manufacturing purposes, even when tolerances are shown.

PERFORMANCE DATA

Performance data given in this catalog is provided as a guide for the user in determining suitability and does not constitute a warranty. It may represent the result of OMRON's test conditions, and the users must correlate it to actual application requirements. Actual performance is subject to the OMRON Warranty and Limitations of Liability.

ERRORS AND OMISSIONS

The information in this document has been carefully checked and is believed to be accurate; however, no responsibility is assumed for clerical, typographical, or proofreading errors, or omissions.

2008.12

In the interest of product improvement, specifications are subject to change without notice.

OMRON Corporation
Industrial Automation Company

<http://www.ia.omron.com/>

(c)Copyright OMRON Corporation 2008 All Right Reserved.

Mouser Electronics

Authorized Distributor

Click to View Pricing, Inventory, Delivery & Lifecycle Information:

Omron:

[M22-CR-24A](#) [M22-CW-T1](#) [M22-CR-T1](#) [M22-FR-24A](#) [M22-FY-T1](#) [M22-FY-24](#) [M22-FW-24A](#) [M22-FW-T1](#) [M22-CG-T1](#) [M22-CW-24A](#) [M22-CY-24A](#) [M22-FY-24A](#) [M22-FG-T1](#) [M22-CG-24A](#) [M22-FW-24](#) [M22-CY-T1](#) [M22-FG-24A](#) [M22-FR-T1](#) [M22-00](#) [M22-00-T1](#) [M22-00-T2](#) [M22-CA](#) [M22-CA-24A](#) [M22-CA-T1](#) [M22-CG](#) [M22-CR](#) [M22-CW](#) [M22-CY](#) [M22-FA](#) [M22-FA-24A](#) [M22-FA-6](#) [M22-FA-T1](#) [M22-FG](#) [M22-FG-6](#) [M22-FR](#) [M22-FR-6](#) [M22-FW](#) [M22-FW-6](#) [M22-FW-T2](#) [M22-FY](#) [M22-FY-6](#) [M22-FY-T2](#) [M22-CA-12A](#) [M22-CA-6A](#) [M22-CA-T2](#) [M22-CG-12A](#) [M22-CG-6A](#) [M22-CG-T2](#) [M22-CR-12A](#) [M22-CR-6A](#) [M22-CR-T2](#) [M22-CW-12A](#) [M22-CW-6A](#) [M22-CW-T2](#) [M22-CY-12A](#) [M22-CY-6A](#) [M22-CY-T2](#) [M22-FA-12A](#) [M22-FA-6A](#) [M22-FA-T2](#) [M22-FG-12A](#) [M22-FG-6A](#) [M22-FG-T2](#) [M22-FR-12A](#) [M22-FR-6A](#) [M22-FR-T2](#) [M22-FW-12A](#) [M22-FW-6A](#) [M22-FY-12A](#) [M22-FY-6A](#) [M22-FG-24](#) [M22-FR-24](#) [M22-CA-6D](#) [M22-CG-6D](#) [M22-CR-6D](#) [M22-CW-6D](#) [M22-CY-6D](#) [M22-FA-6D](#) [M22-FG-6D](#) [M22-FR-6D](#) [M22-FW-6D](#) [M22-FY-6D](#)